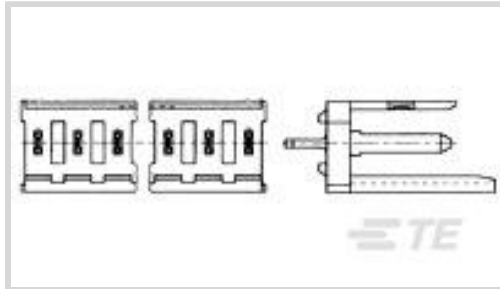




Connectors > PCB Connectors > PCB Headers & Receptacles



PCB Connector Assembly Type: **PCB Mount Header**

PCB Mount Orientation: **Vertical**

Connector System: **Board-to-Board**

Number of Positions: **2**

Number of Rows: **1**

Features

Product Type Features

| | |
|-----------------------------------|-----------------------|
| PCB Connector Assembly Type | PCB Mount Header |
| Connector System | Board-to-Board |
| Header Type | Partially Shrouded |
| Connector & Contact Terminates To | Printed Circuit Board |

Configuration Features

| | |
|----------------------------------|--------------|
| Connector Contact Load Condition | Fully Loaded |
| PCB Mount Orientation | Vertical |
| Number of Positions | 2 |
| Number of Rows | 1 |
| Board-to-Board Configuration | Parallel |

Electrical Characteristics

| | |
|---------------------------------------|------------|
| Dielectric Withstanding Voltage (Max) | 750 VACrms |
|---------------------------------------|------------|

Body Features

| | |
|-----------------------|----------|
| Connector Profile | Standard |
| Primary Product Color | Green |

Contact Features

| | |
|----------------------------|-----------------|
| Contact Mating Area Length | 10 mm[.393 in] |
| Mating Tab Width | 1.6 mm[.063 in] |



| | |
|--|--------------------------|
| Mating Tab Thickness | .79 mm[.031 in] |
| PCB Contact Termination Area Plating Material | Tin |
| Contact Base Material | Brass |
| Contact Mating Area Plating Material | Gold |
| Contact Mating Area Plating Material Thickness | .38 μ m[15 μ in] |
| Contact Type | Pin |
| Contact Current Rating (Max) | 3 A |

Termination Features

| | |
|---|-----------------------|
| Rectangular Termination Post & Tail Thickness | .8 mm[.031 in] |
| Rectangular Termination Post & Tail Width | .9 mm[.035 in] |
| Termination Post & Tail Length | 3.3 mm |
| Termination Method to Printed Circuit Board | Through Hole - Solder |

Mechanical Attachment

| | |
|-------------------------|--------------|
| Mating Alignment | With |
| Mating Alignment Type | Polarization |
| PCB Mount Retention | Without |
| Connector Mounting Type | Board Mount |

Housing Features

| | |
|--------------------|------------------|
| Centerline (Pitch) | 3.96 mm[.156 in] |
| Housing Material | Polycarbonate GF |

Usage Conditions

| | |
|-----------------------------|----------------------------|
| Operating Temperature Range | -65 – 105 °C[-85 – 221 °F] |
|-----------------------------|----------------------------|

Operation/Application

| | |
|---------------------|--------|
| Circuit Application | Signal |
|---------------------|--------|

Industry Standards

| | |
|------------------------|-----------------------|
| Approved Standards | CSA LR7189, UL E28476 |
| UL Flammability Rating | UL 94V-0 |

Packaging Features

| | |
|--------------------|--------|
| Packaging Quantity | 1000 |
| Packaging Type | Carton |

Product Compliance





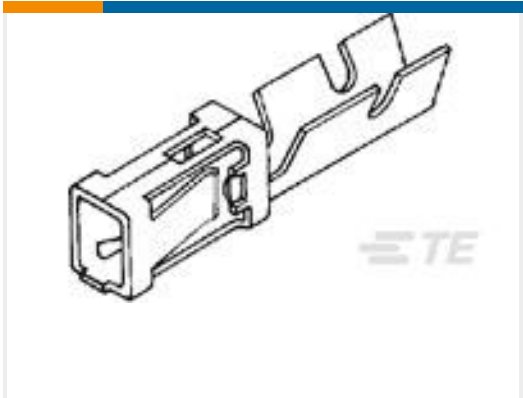
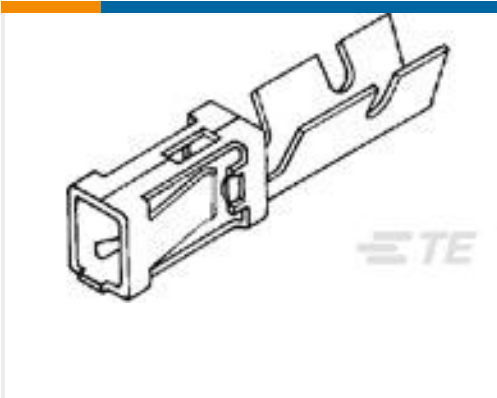
[For compliance documentation, visit the product page on TE.com>](#)

| | |
|---|---|
| EU RoHS Directive 2011/65/EU | Compliant |
| EU ELV Directive 2000/53/EC | Compliant |
| China RoHS 2 Directive MIIT Order No 32, 2016 | No Restricted Materials Above Threshold |
| EU REACH Regulation (EC) No. 1907/2006 | Current ECHA Candidate List: JUNE 2023 (235) Candidate List Declared Against: JAN 2023 (233) SVHC > Threshold: Perfluorobutane sulfonic acid (PFBS) and its salts (.16% in Component Part) Article Safe Usage Statements: Do not eat, drink or smoke when using this product. Wash thoroughly after handling. Recycle if possible and dispose of the article by following all applicable governmental regulations relevant to your geographic location. |
| Halogen Content | Low Bromine/Chlorine - Br and Cl < 900 ppm per homogenous material. Also BFR /CFR/PVC Free |
| Solder Process Capability | Wave solder capable to 265°C |

Product Compliance Disclaimer

This information is provided based on reasonable inquiry of our suppliers and represents our current actual knowledge based on the information they provided. This information is subject to change. The part numbers that TE has identified as EU RoHS compliant have a maximum concentration of 0.1% by weight in homogenous materials for lead, hexavalent chromium, mercury, PBB, PBDE, DBP, BBP, DEHP, DIBP, and 0.01% for cadmium, or qualify for an exemption to these limits as defined in the Annexes of Directive 2011/65/EU (RoHS2). Finished electrical and electronic equipment products will be CE marked as required by Directive 2011/65/EU. Components may not be CE marked. Additionally, the part numbers that TE has identified as EU ELV compliant have a maximum concentration of 0.1% by weight in homogenous materials for lead, hexavalent chromium, and mercury, and 0.01% for cadmium, or qualify for an exemption to these limits as defined in the Annexes of Directive 2000/53/EC (ELV). Regarding the REACH Regulation, the information TE provides on SVHC in articles for this part number is based on the latest European Chemicals Agency (ECHA) 'Guidance on requirements for substances in articles' posted at this URL: <https://echa.europa.eu/guidance-documents/guidance-on-reach>

Compatible Parts

| | | | |
|---|--|---|---|
|  <p>TE Part # 182198-1 MOD 1 CONTACT</p> |  <p>TE Part # 280590 AMPMODU MOD 1 REC HOUSING</p> |  <p>TE Part # 181299-2 MOD 1 CONTACT REC</p> |  <p>TE Part # 181299-1 MOD 1 CRIMP CONTACT</p> |
|---|--|---|---|


Also in the Series | [AMPMODU MOD 1](#)



Automotive Terminals(6)



Board-to-Board Connector Contacts (107)




Board-to-Board Jumpers & Shunts(5)



Insertion & Extraction Tools(1)



PCB Connector Keying(2)



PCB Headers & Receptacles(371)

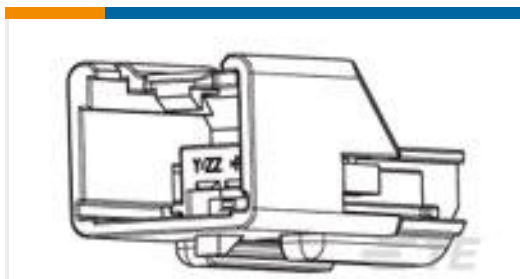


Wire-to-Board Connector Assemblies & Housings(44)



Wire-to-Board Connector Contacts(2)

Customers Also Bought



TE Part #6-1419166-1
1X4MALE IL ASSY "A"



TE Part #1-2176055-3
RLP73M 2B R033 1% 1K RL



TE Part #5-1393239-4
RT214012



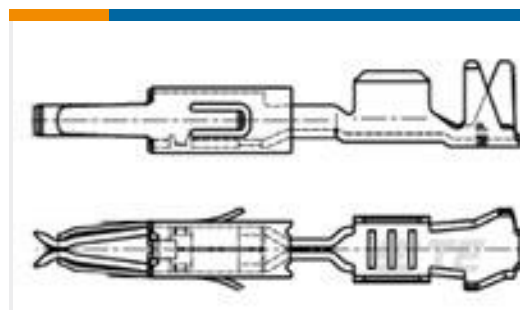
TE Part #1-480698-9
02P UMNL PLUG HSG BLK



TE Part #280378-2
4P MODU II SHRD HDR, RT ANG, 0.38 AU



TE Part #2-1761679-9
IDC LOW PRO HDR 26P VERT BLUE



TE Part #964261-2
MT2 A REC 1.6 Contact SRC Sn



TE Part #2301846-1
AMPL REC HD20, R/A, 15P, B/L,4-40 A /LOCK



TE Part #5260030007
TC-CAPS-4005-8



TE Part #EG32766001
RW-175-E-1/8-X-14MM

Documents



Product Drawings

[2P MOD 1 SHROUDED HEADER, ST, 0.4 Au](#)

English

CAD Files

[3D PDF](#)

3D

Customer View Model

[ENG_CVM_CVM_280609-2_P_c-280609-2-p.2d_dxf.zip](#)

English

Customer View Model

[ENG_CVM_CVM_280609-2_P_c-280609-2-p.3d_igs.zip](#)

English

Customer View Model

[ENG_CVM_CVM_280609-2_P_c-280609-2-p.3d_stp.zip](#)

English

By downloading the CAD file I accept and agree to the [Terms and Conditions](#) of use.

Product Environmental Compliance

[MD_280609-2_100720151549_dmtec](#)

English

[MD_280609-2_100720151549_dmtec](#)

English

Agency Approvals

[UL Report](#)

English