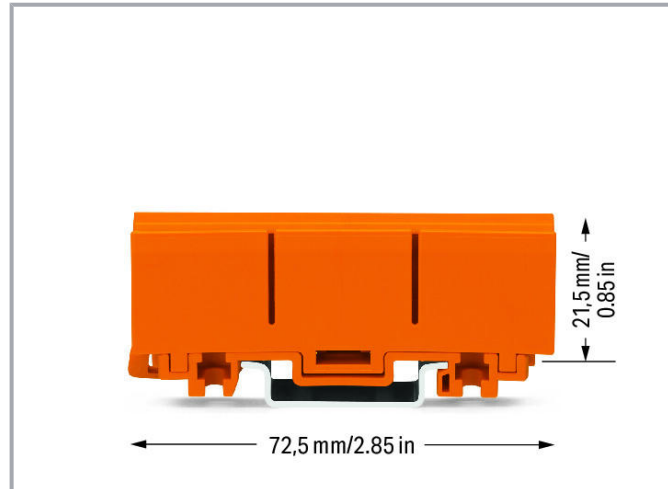



Data sheet | Item number: 2273-500

Mounting carrier; for single- and double-row con.; 2273 Series; for DIN-35 rail mounting/screw mounting; orange

www.wago.com/2273-500



Data Notes

Note

One single carrier can hold up to 24 clamping units in a very narrow space. Previously, this was only possible using rail-mount terminal blocks.

Advantages:

- Mount carrier onto DIN-35 rail or via screws – easily and quickly
- Accommodate three 2.5 mm² (12 AWG) 2273 Series Connectors in a single carrier
- Easily exchange connectors
- Large marking area for self-adhesive marking strips or for direct marking with permanent felt-tip pen

Physical data

Width	18.5 mm / 0.728 inch
Height	72.5 mm / 2.854 inch
Depth from upper edge of DIN-rail	21.5 mm / 0.846 inch

Subject to changes. Please also observe the further product documentation!

WAGO Kontakttechnik GmbH & Co. KG
Hansastr. 27
32423 Minden
Phone: +49571 887-0 | Fax: +49571 887-169
Email: info.de@wago.com | Web: www.wago.com

Do you have any questions about our products?
We are always happy to take your call at +49 (571) 887-44222.

Mechanical data

Mounting type	DIN-35 rail Screw mount
Suitable	for single- and double-row connectors (2273 Series)

Material data

Color	orange
Fire load	0.322 MJ
Weight	10.7 g

Commercial data

Product Group	7 (Push Wire Conn.)
PU (SPU)	50 (10) Stück
Packaging type	box
Country of origin	DE
GTIN	4050821101871
Customs tariff number	39269097900


Approvals / Certificates

Ship Approvals

Logo	Approval	Additional Approval Text	Certificate name
	DNV GL Det Norske Veritas, Germanischer Lloyd	EN 60998	TAE000015T

Optional accessories

Marking accessories

Marking strip	
	Item no.: 210-834 Marking strips; on reel; 5 mm wide; plain; Self-adhesive; white
	www.wago.com/210-834

Downloads

Documentation

Bid Text

2273-500	May 17, 2017	doc	Download
----------	--------------	-----	----------

Subject to changes. Please also observe the further product documentation!



doc - Datei			24.1 kB	
2273-500	Feb 19, 2019	xml	Download	
X81 - Datei		2.6 kB		
Additional Information				
Technical explanations	Apr 3, 2019	pdf	Download	
		2.2 MB		

CAD/CAE-Data

CAD data

2D/3D Models 2273-500		URL	Download	
-----------------------	--	-----	----------	--

CAE data

EPLAN Data Portal 2273-500		URL	Download	
----------------------------	--	-----	----------	--

WSCAD Universe 2273-500		URL	Download	
-------------------------	--	-----	----------	--

ZUKEN Portal 2273-500		URL	Download	
-----------------------	--	-----	----------	--

Environmental Product Compliance

Compliance Search

Environmental Product Compliance 2273-500		URL	Download	
---	--	-----	----------	--

Mounting carrier; for single- and double-row con.; 2273 Series; for DIN-35 rail mounting/screw mounting; orange

Installation Notes



Subject to changes. Please also observe the further product documentation!




The mounting carrier is suitable for both connector heights.



To adjust the mounting carrier, unlock the latch via operating tool (5.5 mm blade) and move the clamping slide to the required width by rotating the tool.



The mounting carrier is suitable for both connector widths and can be adjusted by unlocking the latch via operating tool (5.5 mm blade) and moving the clamping slide to the required width by rotating the tool.



The mounting carrier is suitable for both connector widths.

Subject to changes. Please also observe the further product documentation!