

THIS DRAWING IS UNPUBLISHED. RELEASED FOR PUBLICATION
 © COPYRIGHT - By - ALL RIGHTS RESERVED.

REVISIONS				
P	LTR	DESCRIPTION	DATE	APVD
B7		REVISED PER ECO-12-002360	07FEB12	KH PO
B8		REVISED PER ECO-16-017354	10MAR2017	RK AS

Specifications

	UP01	UP03
Rating	.1A @ 30 VDC	3A @ 125 VAC
UL/CuL rating	.1A @ 125 VAC	3A @ 125 VAC
Contact resistance, initial	100 milliohms max.	
Insulation resistance	100 megohms min, 500 VDC, 1 minute hold	
Dielectric withstanding voltage	1,000 VAC, 1 minute hold	
Life expectancy, mechanical	1,000,000 cycles @ 200 cycles/min.	
Life expectancy, electrical	1,000,000 cycles @ 200 cycles/min., .1A @ 30VDC	6,000 cycles @ 10 cycles/min., 3A @ 125 VAC
Operating temperature	-40°C to +80°C (With no icing)	
Storage temperature	-25°C to +85°C	
Storage humidity	85% RH max.	

Materials

Finish	Manufacturer	Item Name
	Nylon, 30% GF, Black, UL94 V-0	Housing
	PBT, 30% GF, Black, UL94V-0	Cover
	Nylon, 30% GF, Gray, UL94V-0	Button
	Brass	Common Terminal
contact area: 3 microinches min. Au over 30-60 microinches Ni solder area: 60 microinches min. SnCu over 30-60 microinches Ni	Brass (.1A rated parts) Brass with silver inlay (3A parts)	NO Terminal
contact area: 3 microinches min. Au over 30-60 microinches Ni solder area: 60 microinches min. SnCu over 30-60 microinches Ni	Brass (.1A rated parts) Brass with silver inlay (3A parts)	NC Terminal
none	Copper alloy with silver slug	Spring contact

- 1 ALL MATERIAL AND FINISHES SHALL COMPLY WITH EU DIRECTIVE 2002/95/EC OF 27JAN2003 (ROHS).
 2 PER TABULATION COLUMN RATING, UP AND AGENCY MARKINGS.

	10.1	.80	.6	3	7.9 +/- .8	5	30	straight	pcb right	SPDT	3A @ 125VAC	UP3DTCNLB04	2-1825043-4
OBSOLETE	10.1	.80	.6	3	7.9 +/- .8	8	50	straight	pcb right	SPDT	3A @ 125VAC	UP3DTCNLA04	2-1825043-3
	7.35	.12	.2	.62	6.9 +/- .3	21	80	none	pcb right	SPDT	3A @ 125VAC	UP3DTCOLB04	2-1825043-2
	7.35	.12	.2	.62	6.9 +/- .3	35	150	none	pcb right	SPDT	3A @ 125VAC	UP3DTCOLA04	2-1825043-1
	10.1	.80	.6	3	7.9 +/- .8	5	30	straight	pcb left	SPDT	3A @ 125VAC	UP3DTBNLB04	2-1825043-0
	10.1	.80	.6	3	7.9 +/- .8	8	50	straight	pcb left	SPDT	3A @ 125VAC	UP3DTBNLA04	1-1825043-9
OBSOLETE	7.35	.12	.2	.62	6.9 +/- .3	21	80	none	pcb left	SPDT	3A @ 125VAC	UP3DTBOLB04	1-1825043-8
	7.35	.12	.2	.62	6.9 +/- .3	35	150	none	pcb left	SPDT	3A @ 125VAC	UP3DTBOLA04	1-1825043-7
	10.1	.80	.6	3	7.9 +/- .8	5	30	straight	pcb	SPDT	3A @ 125VAC	UP3DTANLB04	1-1825043-6
	10.1	.80	.6	3	7.9 +/- .8	8	50	straight	pcb	SPDT	3A @ 125VAC	UP3DTANLA04	1-1825043-5
OBSOLETE	7.35	.12	.2	.62	6.9 +/- .3	21	80	none	pcb	SPDT	3A @ 125VAC	UP3DTAOLB04	1-1825043-4
	7.35	.12	.2	.62	6.9 +/- .3	35	150	none	pcb	SPDT	3A @ 125VAC	UP3DTAOLA04	1-1825043-3
	10.1	.80	.6	3	7.9 +/- .8	5	30	straight	pcb right	SPDT	.1A @ 125VAC/30VDC	UP01DTCNLB04	1-1825043-2
OBSOLETE	10.1	.80	.6	3	7.9 +/- .8	8	50	straight	pcb right	SPDT	.1A @ 125VAC/30VDC	UP01DTCNLA04	1-1825043-1
	7.35	.12	.2	.62	6.9 +/- .3	21	80	none	pcb right	SPDT	.1A @ 125VAC/30VDC	UP01DTCOLB04	1-1825043-0
	7.35	.12	.2	.62	6.9 +/- .3	35	150	none	pcb right	SPDT	.1A @ 125VAC/30VDC	UP01DTCOLA04	1825043-9
	10.1	.80	.6	3	7.9 +/- .8	5	30	straight	pcb left	SPDT	.1A @ 125VAC/30VDC	UP01DTBNLB04	1825043-8
	10.1	.80	.6	3	7.9 +/- .8	8	50	straight	pcb left	SPDT	.1A @ 125VAC/30VDC	UP01DTBNLA04	1825043-7
	7.35	.12	.2	.62	6.9 +/- .3	21	80	none	pcb left	SPDT	.1A @ 125VAC/30VDC	UP01DTBOLB04	1825043-6
OBSOLETE	7.35	.12	.2	.62	6.9 +/- .3	35	150	none	pcb left	SPDT	.1A @ 125VAC/30VDC	UP01DTBOLA04	1825043-5
	10.1	.80	.6	3	7.9 +/- .8	5	30	straight	pcb	SPDT	.1A @ 125VAC/30VDC	UP01DTANLB04	1825043-4
	10.1	.80	.6	3	7.9 +/- .8	8	50	straight	pcb	SPDT	.1A @ 125VAC/30VDC	UP01DTANLA04	1825043-3
	7.35	.12	.2	.62	6.9 +/- .3	21	80	none	pcb	SPDT	.1A @ 125VAC/30VDC	UP01DTAOLB04	1825043-2
	7.35	.12	.2	.62	6.9 +/- .3	35	150	none	pcb	SPDT	.1A @ 125VAC/30VDC	UP01DTAOLA04	1825043-1
	Free Position max. (mm)	Movement Differential max. (mm)	Overtravel min. (mm)	Pretravel max. (mm)	Operating Position (mm)	Release Force min. (g)	Operating Force max. (g)	Lever Type	Terminal	Action	Rating	Alco P/N	Part Number

THIS DRAWING IS A CONTROLLED DOCUMENT.

DWN M.BINNER 31JAN2005
 CHK M.ZITTO 31JAN2005
 APVD M.ZITTO 31JAN2005

STE TE Connectivity

NAME SWITCH, SNAP ACTION, ULTRAMINIATURE

PRODUCT SPEC -
 APPLICATION SPEC -

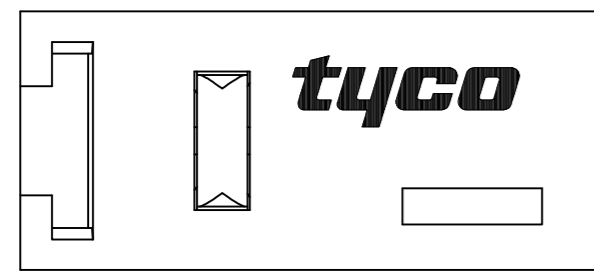
SIZE A2 CAGE CODE 00779 DRAWING NO C=1825043 RESTRICTED TO -

WEIGHT 0 SCALE 6:1 SHEET 1 of 2 REV B8

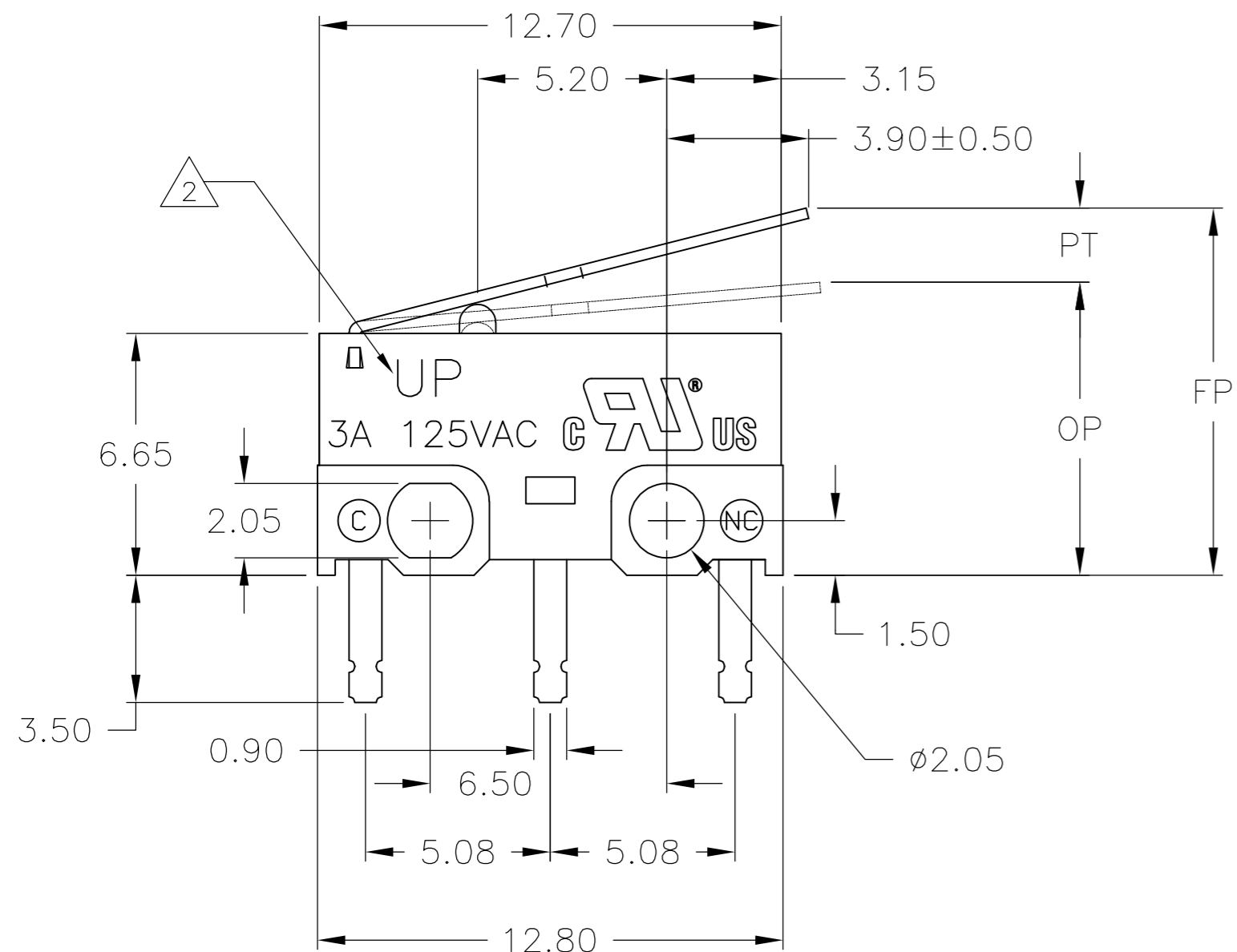
CUSTOMER DRAWING

THIS DRAWING IS UNPUBLISHED. RELEASED FOR PUBLICATION
 © COPYRIGHT - By - ALL RIGHTS RESERVED.

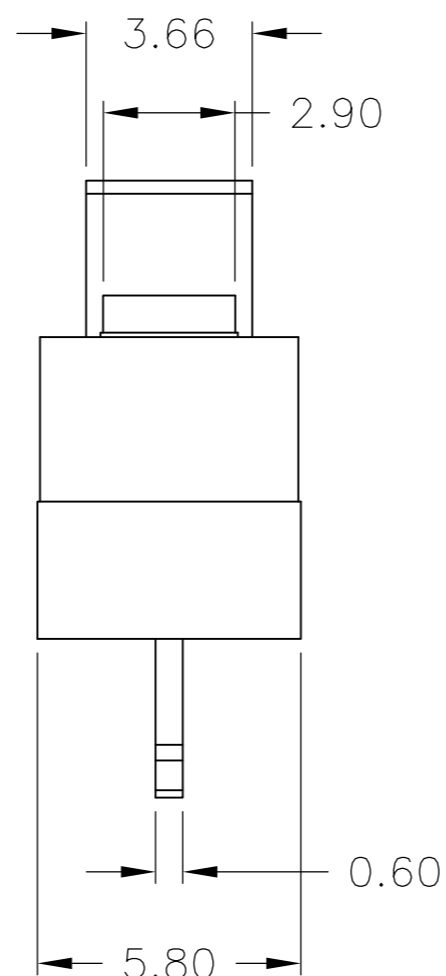
REVISIONS					
P	LTR	DESCRIPTION	DATE	DWN	APVD
-	-	SEE SHEET 1	-	-	-



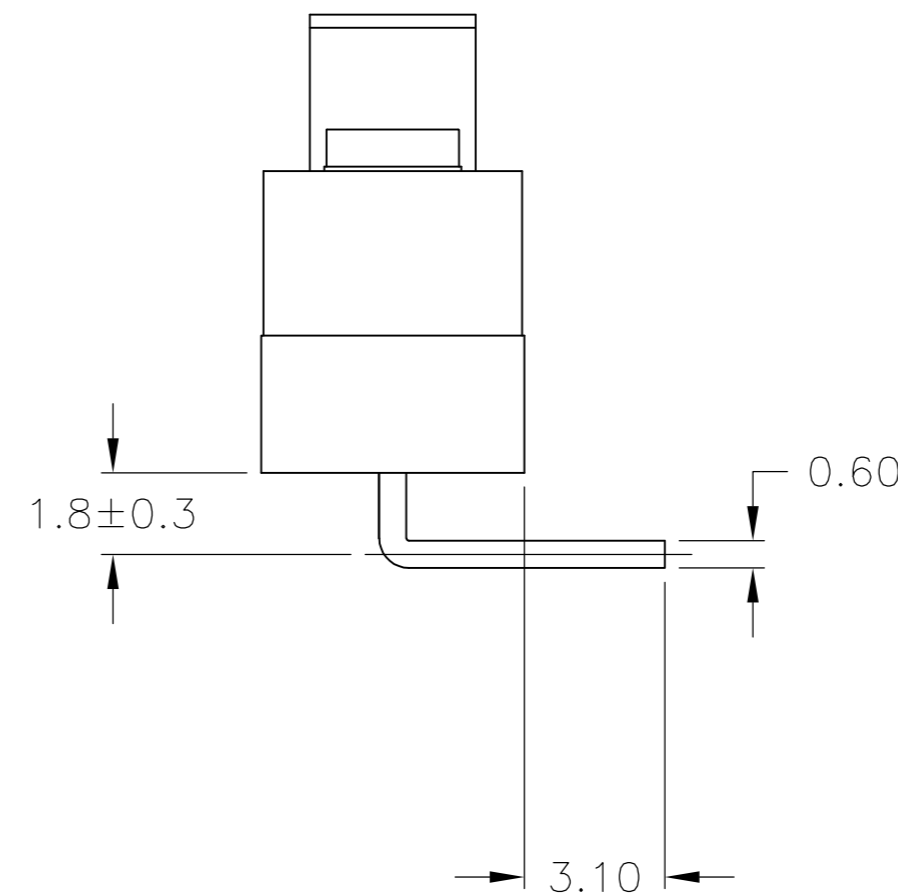
VIEW SHOWN WITH LEVER REMOVED



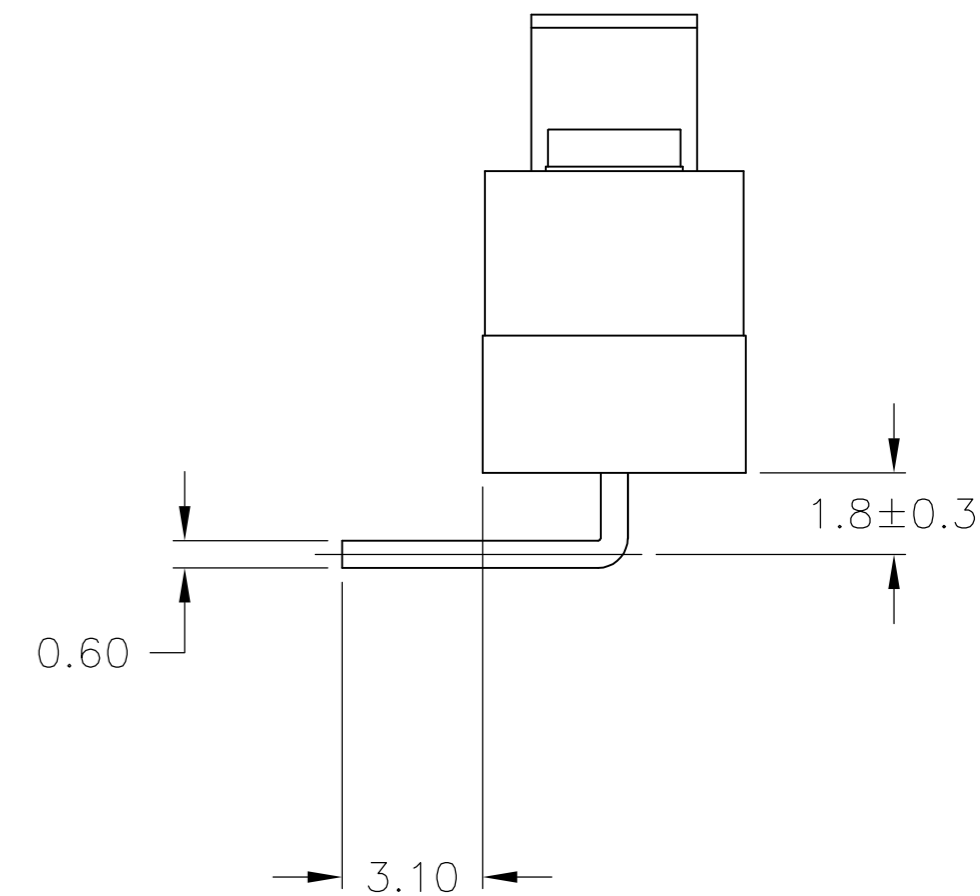
STRAIGHT LEVER SHOWN



PCB TERMINAL



PCB RIGHT TERMINAL



PCB LEFT TERMINAL

1825043

THIS DRAWING IS A CONTROLLED DOCUMENT.		DWN M.BINNER 31JAN2005		
DIMENSIONS: mm		CHK M ZITTO 31JAN2005		
TOLERANCES UNLESS OTHERWISE SPECIFIED:		APVD M ZITTO 31JAN2005	NAME SWITCH, SNAP ACTION, ULTRAMINIATURE	
0 PLC ± - 1 PLC ± - 2 PLC ± 0.40 3 PLC ± - 4 PLC ± - ANGLES ± 1°		PRODUCT SPEC -	SIZE A2	CAGE CODE 00779
MATERIAL -		FINISH -	DRAWING NO C=1825043	RESTRICTED TO -
CUSTOMER DRAWING			SCALE 6:1	SHEET 2 OF 2
			REV B8	