



Main

Range of Product	Telemecanique Emergency stop rope pull switches XY2C
Product or Component Type	Latching emergency stop rope pull switch
Device short name	XY2CE
Housing colour	Red RAL 3000
Overtoltage category	Class I EN/IEC 61140 Class I NF C 20-030

Complementary

Local signalling	Without pilot light
Number of cables	1
Trigger cable maximum length	164.04 ft (50 m)
Bellow material	Nitril
Body Material	Zamak
Cover Material	Stainless steel
Reset	By booted push-button
Contacts type and composition	1 NC + 1 NO
Contact operation	Slow-break
Trigger cable anchor point	LH side
Connections - terminals	Screw clamp terminal, 1 x 0.5...2 x 1.5 mm ²
Tightening torque	7.08...10.62 lbf.in (0.8...1.2 N.m)
Cable entry number	3 tapped entry Pg 13.5 cable gland
Safety level	Can reach PL = e with the appropriate monitoring system and correctly wired EN/ISO 13849-1 Can reach category 4 with the appropriate monitoring system and correctly wired EN/ISO 13849-1 Can reach SIL 3 with the appropriate monitoring system and correctly wired EN/IEC 61508
Safety reliability data	B10d = 300000 value given for a life time of 20 years limited by mechanical or contact wear IEC 60947-5-5
Marking	CE
Mechanical durability	60000 cycles
Distance between cable supports	16.40 ft (5 m)
[Ie] rated operational current	3 A 240 V, AC-15, A300 EN/IEC 60947-5-1 appendix A 0.27 A 250 V, DC-13, Q300 EN/IEC 60947-5-1 appendix A
[Ithe] conventional enclosed thermal current	10 A
[Ui] rated insulation voltage	500 V 3)EN/IEC 60947-1 300 VUL 508 300 VCSA C22.2 No 14
[Uimp] rated impulse withstand voltage	6 kV EN/IEC 60947-1
Positive opening	With EN/IEC 60947-5-1
Maximum resistance across terminals	25 MOhm EN/IEC 60255-7 category 3 25 MOhm NF C 93-050 method A
Short-circuit protection	10 A cartridge fuse gG EN/IEC 60269

Terminals description ISO n°1	(21-22)NC (13-14)NO
Net Weight	3.20 lb(US) (1.45 kg)
Compatibility code	XY2CE

Environment

Standards	EN/ISO 13850 EN/IEC 60947-5-1 Machinery directive 2006/42/EC CSA C22.2 No 14 EN/IEC 60947-5-5 UL 508 Work equipment directive 2009/104/EC EN/IEC 60204-1
Product certifications	UL category NISD emergency stop devices CSA CCC
Protective treatment	TC
Ambient Air Temperature for Operation	-40...158 °F (-40...70 °C)
Ambient Air Temperature for Storage	-40...158 °F (-40...70 °C)
Vibration resistance	10 gn 10...300 Hz)EN/IEC 60068-2-6
Shock resistance	50 gn 11 ms EN/IEC 60068-2-27
IP degree of protection	IP66 IEC 60529





Ordering and shipping details

Category	22441-LIMIT SWITCHES,CABLE PULL
Discount Schedule	T
GTIN	3389110611939
Nbr. of units in pkg.	1
Package weight(Lbs)	3.24 lb(US) (1.47 kg)
Returnability	No
Country of origin	MA

Packing Units

Unit Type of Package 1	PCE
Package 1 Height	5.91 in (15 cm)
Package 1 width	11.81 in (30 cm)
Package 1 Length	15.75 in (40 cm)

Offer Sustainability

Sustainable offer status	Green Premium product
California proposition 65	WARNING: This product can expose you to chemicals including: Diisononyl phthalate (DINP), which is known to the State of California to cause cancer, and Di-isodecyl phthalate (DIDP), which is known to the State of California to cause birth defects or other reproductive harm. For more information go to www.P65Warnings.ca.gov
REACH Regulation	 REACH Declaration
EU RoHS Directive	Pro-active compliance (Product out of EU RoHS legal scope)  EU RoHS Declaration
Mercury free	Yes
RoHS exemption information	 Yes
Environmental Disclosure	 Product Environmental Profile

Contractual warranty

Warranty	18 months
----------	-----------