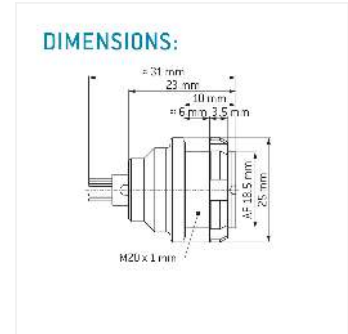
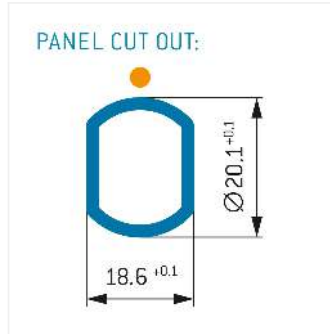



**G32KAC-P16NFG0-0000**  
**series\_k, type\_g3**



**General information**

|                          |                     |
|--------------------------|---------------------|
| <b>Part number</b>       | G32KAC-P16NFG0-0000 |
| <b>Termination</b>       | crimp               |
| <b>Size</b>              | 2                   |
| <b>Locking principle</b> | break , push        |
| <b>Coding</b>            | a_key               |



**Contact insert description**

|                           |           |
|---------------------------|-----------|
| <b>Number of contacts</b> | 16        |
| <b>Contact type</b>       | sockets   |
| <b>Contact diameter</b>   | 07mm      |
| <b>Insulator material</b> | peek      |
| <b>Wire cross section</b> | 22-26_awg |
| <b>Termination</b>        | crimp     |

reverse\_gender\_on\_request

**Technical information**

|   |          |               |
|---|----------|---------------|
| <b>Max. creepage and air clearance distance</b> | 06_mm    | 07_mm         |
| <b>Nominal current single contact</b>           | 075_a    | iec_60512_5_2 |
| <b>Nominal current insert</b>                   | 3,75 A   | vde_0298_4    |
| <b>Test voltage</b>                             | 09_kv_ac | sae_13441     |

safety\_text

**Mechanical and environmental data**

|                              |          |
|------------------------------|----------|
| <b>Degree of protection*</b> | ip68     |
| <b>Operating temperature</b> | 40_120_c |
| <b>Mating cycles</b>         | 5000     |

mated

## Material and surface treatments

|                |               |
|----------------|---------------|
| <b>Housing</b> | m_chrome      |
| <b>Contact</b> | cu_alloy_gold |

safety\_text\_2  
ul\_text  
illustrative\_text