

NOTES:

1. MATERIALS AND FINISHES:

BODY - BRASS, GOLD PLATING
 CONTACT - BERYLLIUM COPPER, GOLD PLATING
 INSULATOR - PTFE, NATURAL
 FERRULE - COPPER ALLOY, NICKEL PLATING

2. ELECTRICAL:

A. IMPEDANCE: 50 OHM
 B. FREQUENCY RANGE: DC-20 GHz
 C. VSWR (RETURN LOSS): 1.20 MAX. (-20.83 dB MIN.) @ DC - 12.4GHz
 1.28 MAX. (-18.22 dB MIN.) @ 12.4 - 20GHz
 D. DIELECTRIC WITHSTANDING VOLTAGE: 1000 VRMS, MIN.

3. MECHANICAL:

A. DURABILITY: 500 CYCLES MIN.
 B. TEMPERATURE RANGE: -65°C TO +165°C

4. PACKAGING:

A. QUANTITY: SINGLE PACK
 B. MARKING: PACKAGING TO BE MARKED
 "AMPHENOL RF, 901-10849, AND DATE CODE"

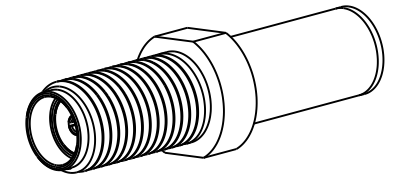
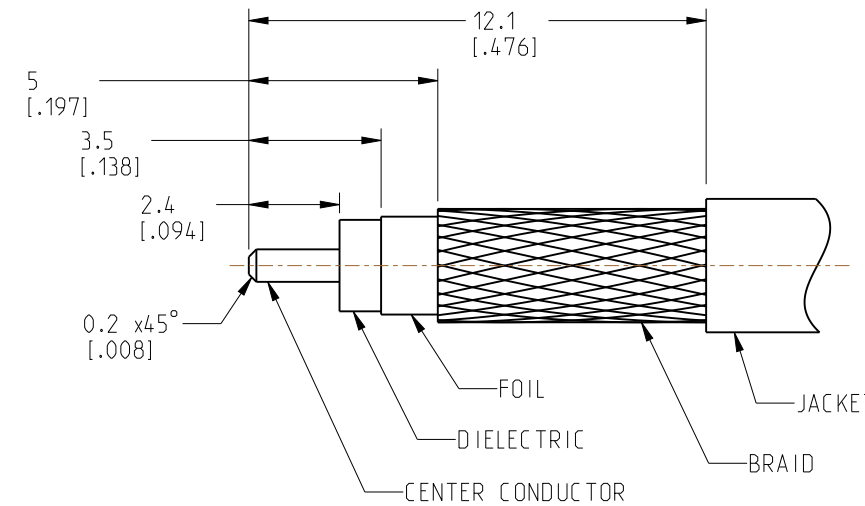
5. CABLE ASSEMBLY INSTRUCTIONS:

- A. TRIM CABLE AS SHOWN
- B. SLIDE FERRULE ONTO CABLE
- C. SOLDER CABLE CENTER CONDUCTOR TO CONTACT
- D. INSERT CABLE UNTIL IT BOTTOMS, WITH FOIL ENTERING CONNECTOR
- E. CRIMP FERRULE OVER BRAID WITH .213" HEX DIE

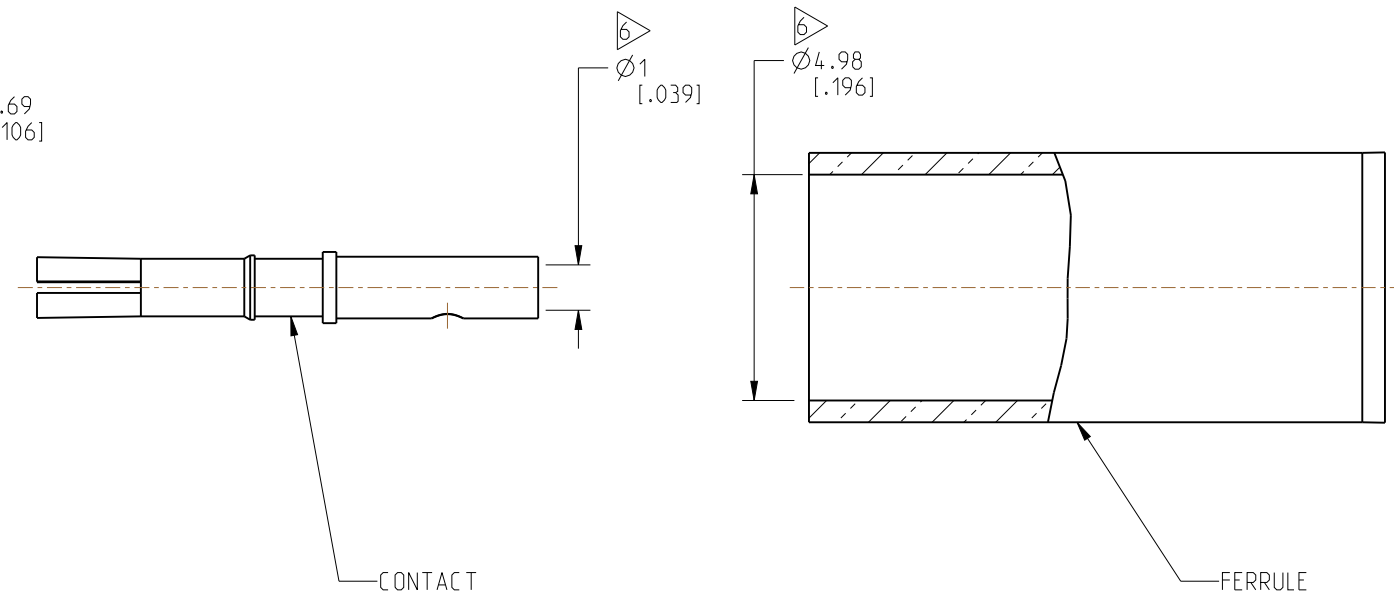
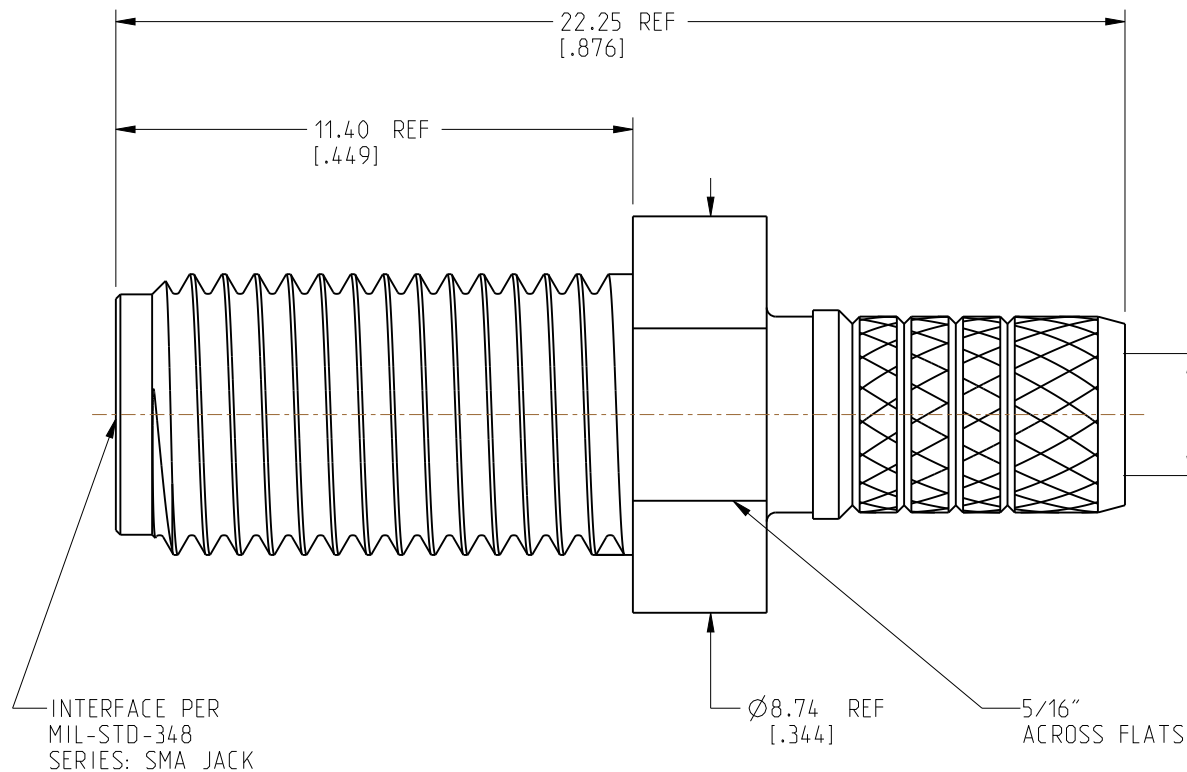
6 SHOWS CABLE ENTRY DIMENSIONS

REVISIONS				
REV	DESCRIPTION	DATE	ECN	BY
A	RELEASE TO MFG.	23-Aug-22	16366	SH

RECOMMENDED CABLE STRIPPING DIMENSIONS



SCALE 2.000



CUSTOMER OUTLINE DRAWING

ALL OTHER SHEETS ARE FOR INTERNAL USE ONLY

NOTICE: These drawings, specifications, or other data (1) are, and remain the property of Amphenol corp. (2) must be returned upon request; and (3) are confidential and not to be disclosed to any person other than those to whom they are given by Amphenol Corp. The furnishing of these drawings, specifications, or other data by Amphenol Corp., or to any other person to anyone for any purpose is not to be regarded by implication or otherwise in any manner licensing, granting rights to permitting such holder or any other person to manufacture, use or sell any product, process or design, patented or otherwise, that may in any way be related to or disclosed by said drawings, specifications, or other data.

UNLESS OTHERWISE SPECIFIED
 DIMENSIONS ARE METRIC (INCHES) AND TOLERANCES ARE:
 <0.5mm = ±0.05mm [-0.020 = ±0.002]
 0.5 - 6mm = ±0.1mm [-0.020 - 0.236 = ±0.004]
 >6.00 - 30mm = ±0.2mm [-0.236 - 1.181 = ±0.008]
 >30.00 - 120mm = ±0.3mm [-1.181 - 4.725 = ±0.012]

MATERIAL: SEE NOTES
 ENGR.1: C.CROTTY
 ENGR.2: ERVING
 DATE: 14-MAR-22

TITLE: SMA STR JACK FOR RTK044 CABLE
 SHEET NO. 2 OF 2
 SCALE: 6.0:1.0

Amphenol RF
 DRAWING NO. 901-10849
 ITEM NO. 901-10849
 PART NO. 901-10849
 REV: A

THIRD ANGLE PROJ.

REFERENCE: 901-10735
 EAR#: 11040

ANGLES = ±1°