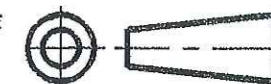


DO NOT SCALE
DIMENSIONS IN mm

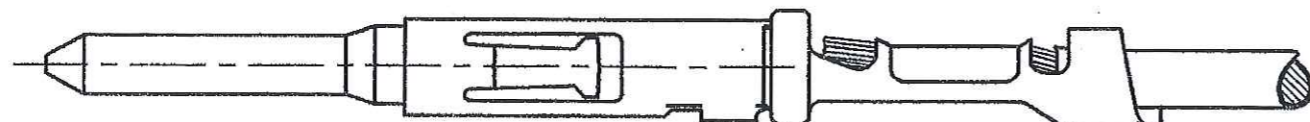
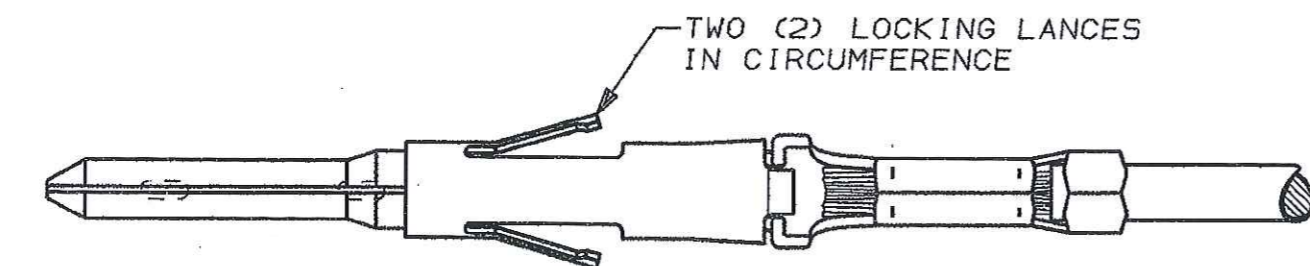
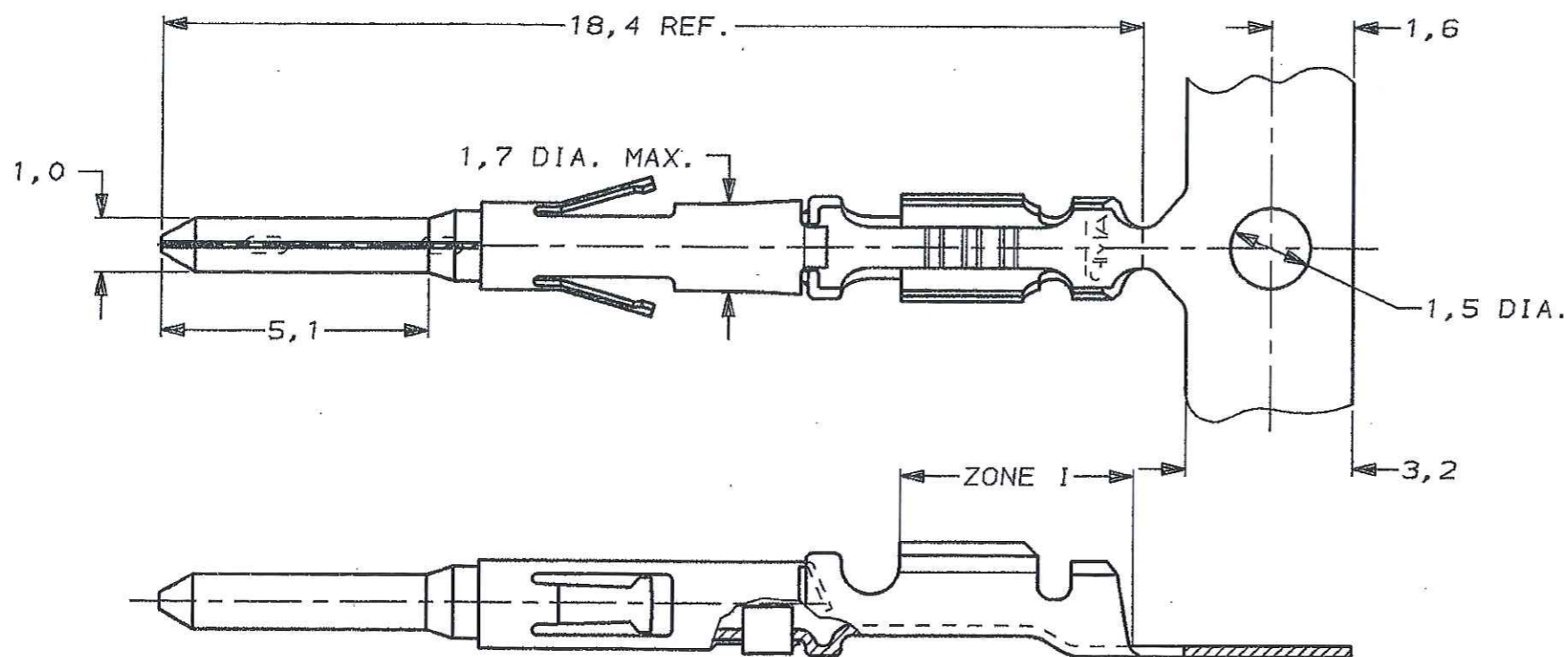
METRIC

THIRD ANGLE
PROJECTION



NOTES:

- 1 FOR MINI-APPLICATOR CRIMPING.
- 2 FOR STANDARD-APPLICATOR CRIMPING.
- 3 FOR LOOSE-PIECE VERSIONS SEE DWG. 166297
- 4 UNDERCOATING: 1,3µm Ni.
SELECTIVE : 0,8µm Au.
ZONE I : BRIGHT TIN PLATED.



WIRE RANGE :
(0,05-0,14mm²) 26-30 AWG
INSULATION RANGE :
1,22 DIA. MAX.

SEE NOTE 4	STAINLESS STEEL	BRASS	166047-3
SEE NOTE 4			166047-1
PLATING OF BODY	MATERIAL OF SLEEVE	MATERIAL OF BODY	PARTNUMBER

CUSTOMER DRAWING				FOR REFERENCE ONLY WILL NOT BE UPDATED
© COPYRIGHT 19- BY AMP HOLLAND B.V.				
ALL INTERNATIONAL RIGHTS RESERVED. AMP PRODUCTS MAY BE COVERED BY U.S. AND FOREIGN AND/OR PATENTS PENDING.				
THIS DRAWING IS UNPUBLISHED RELEASED FOR PUBLICATION				
AMP				AMP HOLLAND B.V. 's-Hertogenbosch, The Netherlands.
F CLARIFIE ROHS FINISH YP YP 06-03-93				NAME
E EH-0077-92 JvL CvT 04-03-94				CONTACT ASSEMBLY-PIN TYPE XI, SIZE 20
LTR.	REVISION RECORD	DR.	CHK.	DATE

DR.: J.v.LIEMPT	CHK.: C.v.TILBURG	APP.: L.v.SOEST	DWG.No.	REV.LTR.	SHEET
DATE: 6 JAN 1993	DATE: 08-02-93	DATE: 08-02-93	C-166047	F	1 OF 1

A3