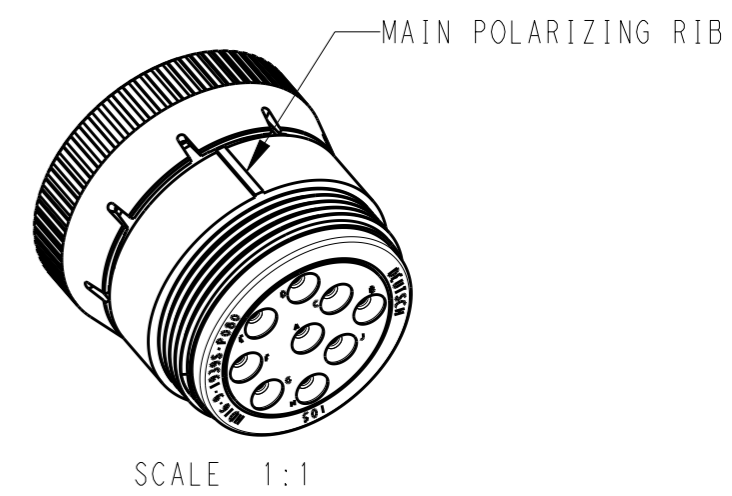
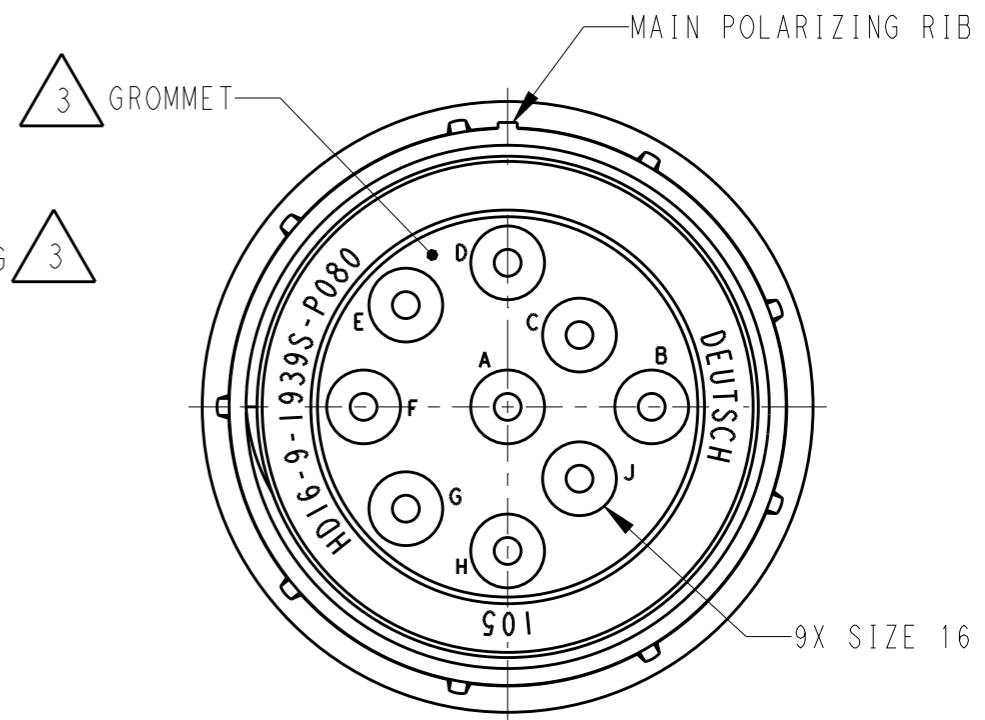
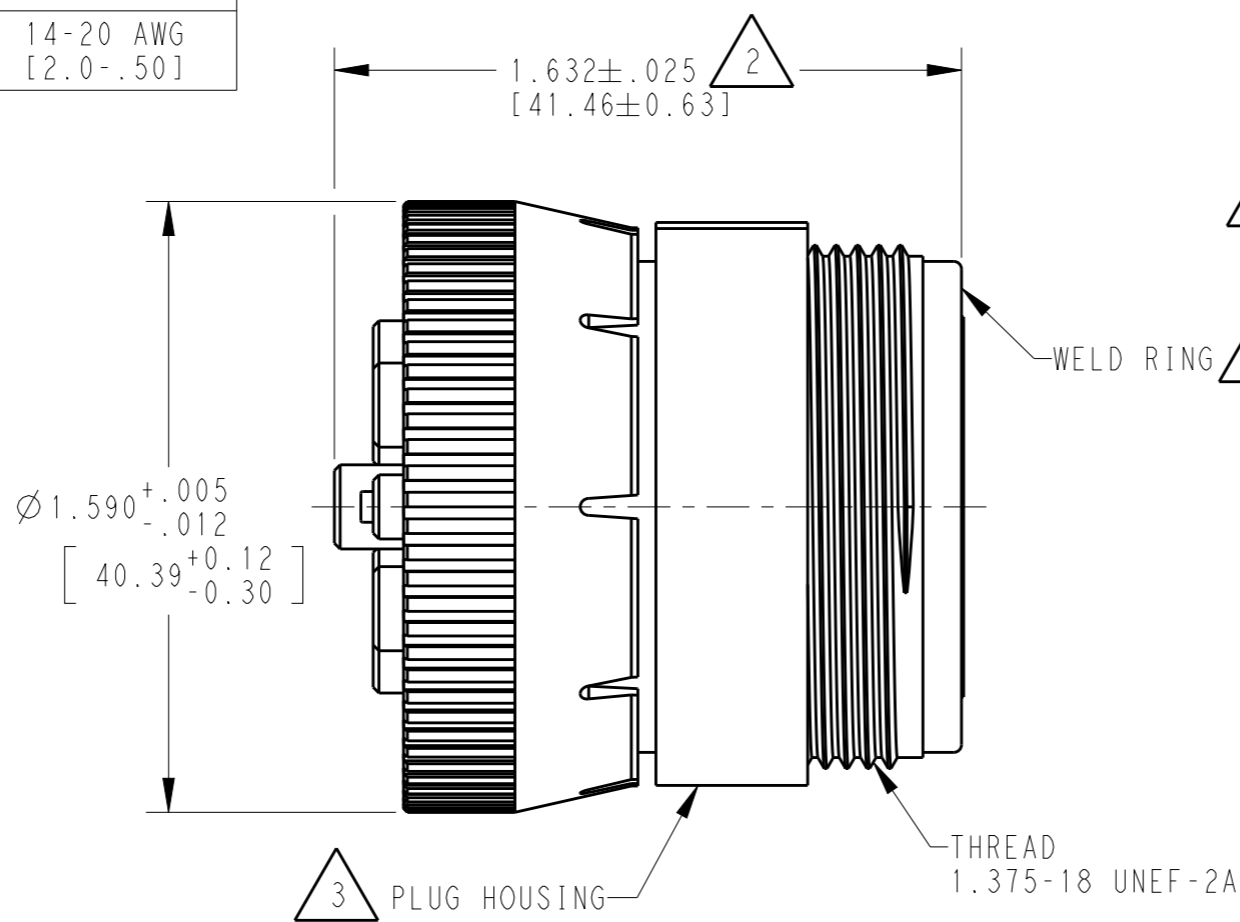
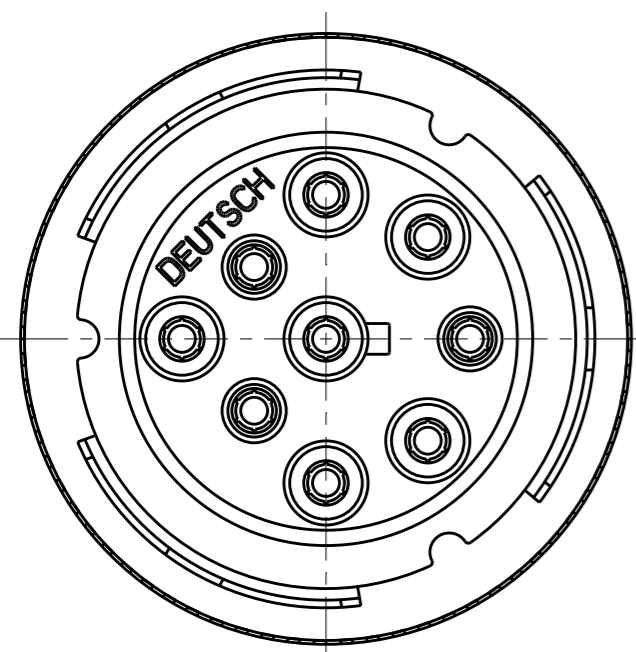


LOC	DIST	REVISIONS			
P	LTR	DESCRIPTION	DATE	DWN	APVD
	NC	NEWRELEASE PER E.O. P21126	8NOV2011	IG	RDR
	A	REVISED PER ECO-14-002953	29JAN2014	PV	DM
	A1	REVISED PER ECO-15-002653	16APR2015	JA	DM

SEAL TYPE	CONTACT SIZE	MIN INSUL O.D. [mm]	MAX INSUL O.D. [mm]	WIRE RANGE [mm ²] REF ONLY
N	16	.100 [2.54]	.150 [3.81]	14-20 AWG [2.0-.50]
E	16	.053 [1.35]	.120 [3.05]	14-20 AWG [2.0-.50]



TE INTERNAL PN	DEUTSCH PN
HD16-9-1939S-P080	HD16-9-1939S-P080
HD16-9-1939SE-P080	HD16-9-1939SE-P080

- 4. P080 MODIFICATION: SAE J1939-13, TYPE 2.
- 3 MATERIAL: PLUG HOUSING: PA66 GF15 (GREEN)
WELD RING: PA66 GF15 (GREEN)
GROMMET: SILICONE (ORANGE-RED)
- 2 OVERALL DIMENSION DOES NOT INCLUDE RUBBER GROMMET.

- 1. THIS PLUG MATES WITH FOLLOWING RECEPTACLES:
 HD10-9-1939PX-P080
 HD10-9-1939PX-BP03
 HD14-9-91939PX-P080
 HD10-9-1939PX
 HD10-9-1939PX-B022
 HD14-9-1939PX
 X = SEAL TYPE (N,E)

NOTES:

THIS DRAWING IS A CONTROLLED DOCUMENT.		DWN 10AUG2011 I. GRANTCHAROVA		TE Connectivity	
DIMENSIONS: INCHES [mm]		CHK 18SEP2013 I. GRANTCHAROVA			
TOLERANCES UNLESS OTHERWISE SPECIFIED:		APVD 19SEP2013 D. MEYER		NAME PLUG CONNECTOR 9-1939 ARRANGEMENT, -P080 MOD HD10 SERIES	
0 PLC ± 1 PLC ± 2 PLC ± 3 PLC ±.015 [0.38] 4 PLC ± ANGLES ±0° 30' 0"		PRODUCT SPEC 0425-015-0000		SIZE A3	
MATERIAL 3		FINISH N/A		CAGE CODE 4AFU8	
		APPLICATION SPEC 0425-015-0000		DRAWING NO HD16-9-1939SX-P080	
		WEIGHT 35.0g		RESTRICTED TO -	
		Customer Drawing		SCALE 2:1 SHEET 1 OF 1 REV A1	