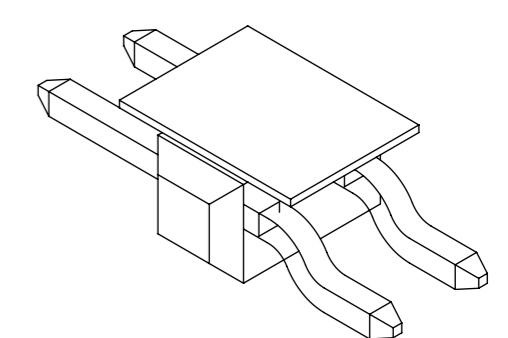
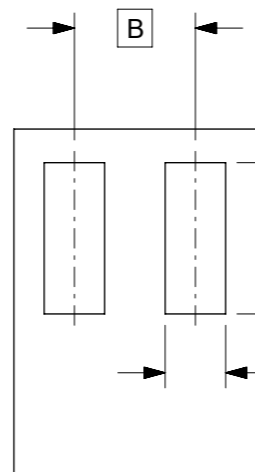
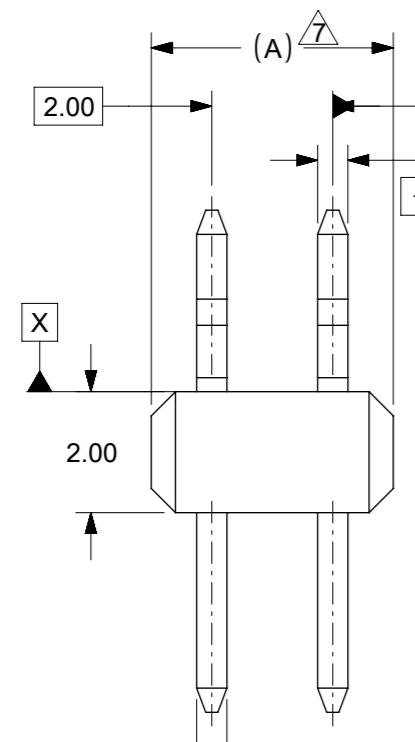


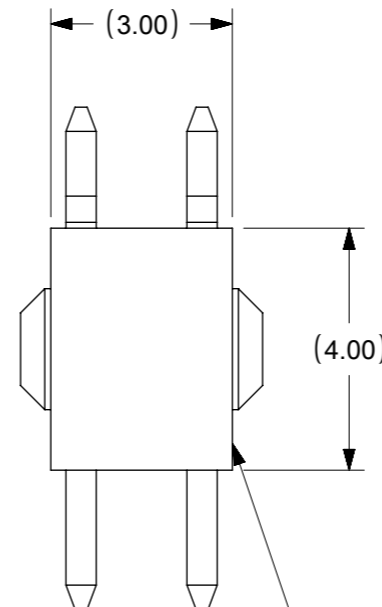
ASSEMBLY	CKT	PEG	VOID POSITION	PLATING	DIMENSIONS				
					A	B	M	P	F
151011-0201	02	N	-	4	4.00	2.00	3.30	3.00	8.30
151011-0202	02	Y	-	4	4.00	2.00	3.20	2.80	8.00
151011-0600	06	N	3 & 4	4	12.00	10.00	3.20	2.85	8.05



ISO VIEW WITH KAPTON TAPE

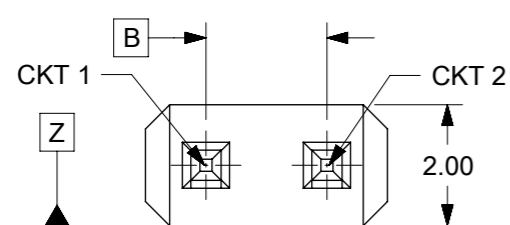
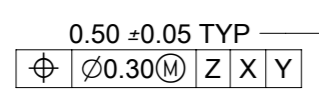


RECOMMENDED PCB LAYOUT

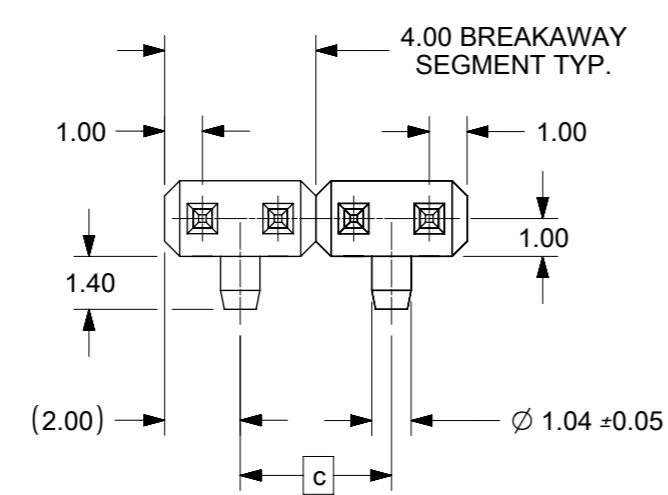
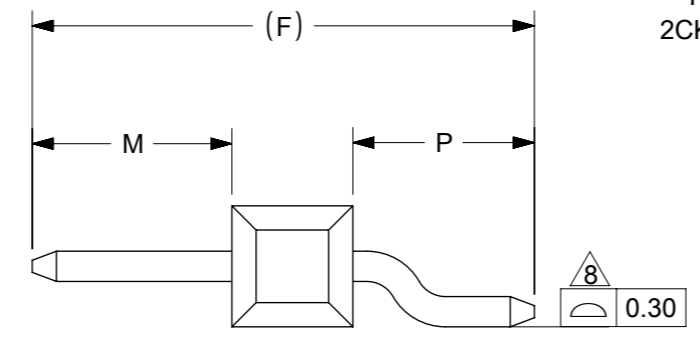


5 KAPTON TAPE PART WITH KAPTON TAPE 2CKT SHOWN FOR ILLUSTRATION ONLY

- NOTES**
- MATERIAL:**  
HSG: LCP, GLASS-FILLED, UL94V-0 COLOR: BLACK  
PIN: 0.50MM SQ, COPPER ALLOY
  - PLATING TYPE:**
    - GOLD FLASH ON CONTACT AND 2.50µm MIN. TIN ON SOLDER TAIL OVER 1.25µm MIN. NICKEL OVERALL.
    - 0.38µm MIN. GOLD PLATE ON CONTACT AND 2.50µm MIN. TIN ON SOLDER TAIL OVER 1.25µm MIN. NICKEL OVERALL.
    - 0.75µm MIN. GOLD PLATE ON CONTACT AND 2.50µm MIN. TIN ON SOLDER TAIL OVER 1.25µm MIN. NICKEL OVERALL.
    - 2.50µm MIN TIN OVERALL 1.25µm NICKEL OVERALL
  - PRODUCT SPECIFICATION:** PS-87761-100
  - PACKAGING TYPE:** TAPE AND REEL, : PK-87858-300
  - 5 KAPTON TAPE IS CENTERED ALONG THE PART AS SHOWN.
  - RECOMMENDED PCB THICKNESS IS 1.60mm±0.10
  - 7 IRREGULAR CIRCUIT CUTOFF WITHIN BREAKAWAY SECTION IS PERMISSIBLE. CUTTING OR CHIPPING OF THE MAIN BODY IS NOT ACCEPTABLE.
  - 8 COPLANARITY IS TO BE MEASURED BY RESTING THE SOLDER TAIL ON A FLAT SURFACE.
  - THE ABOVE CKT 2 IS FOR ILLUSTRATION PURPOSE ONLY



HOUSING WITHOUT PEG

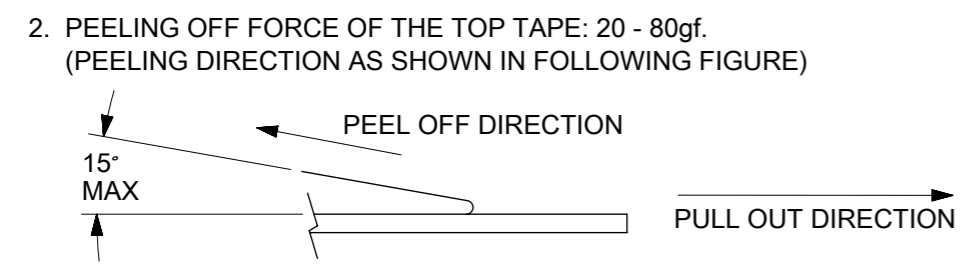
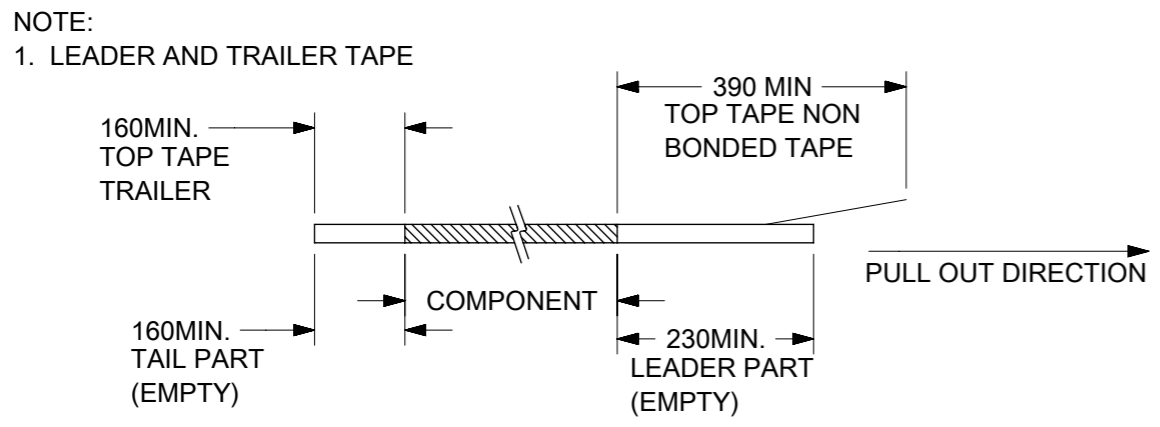
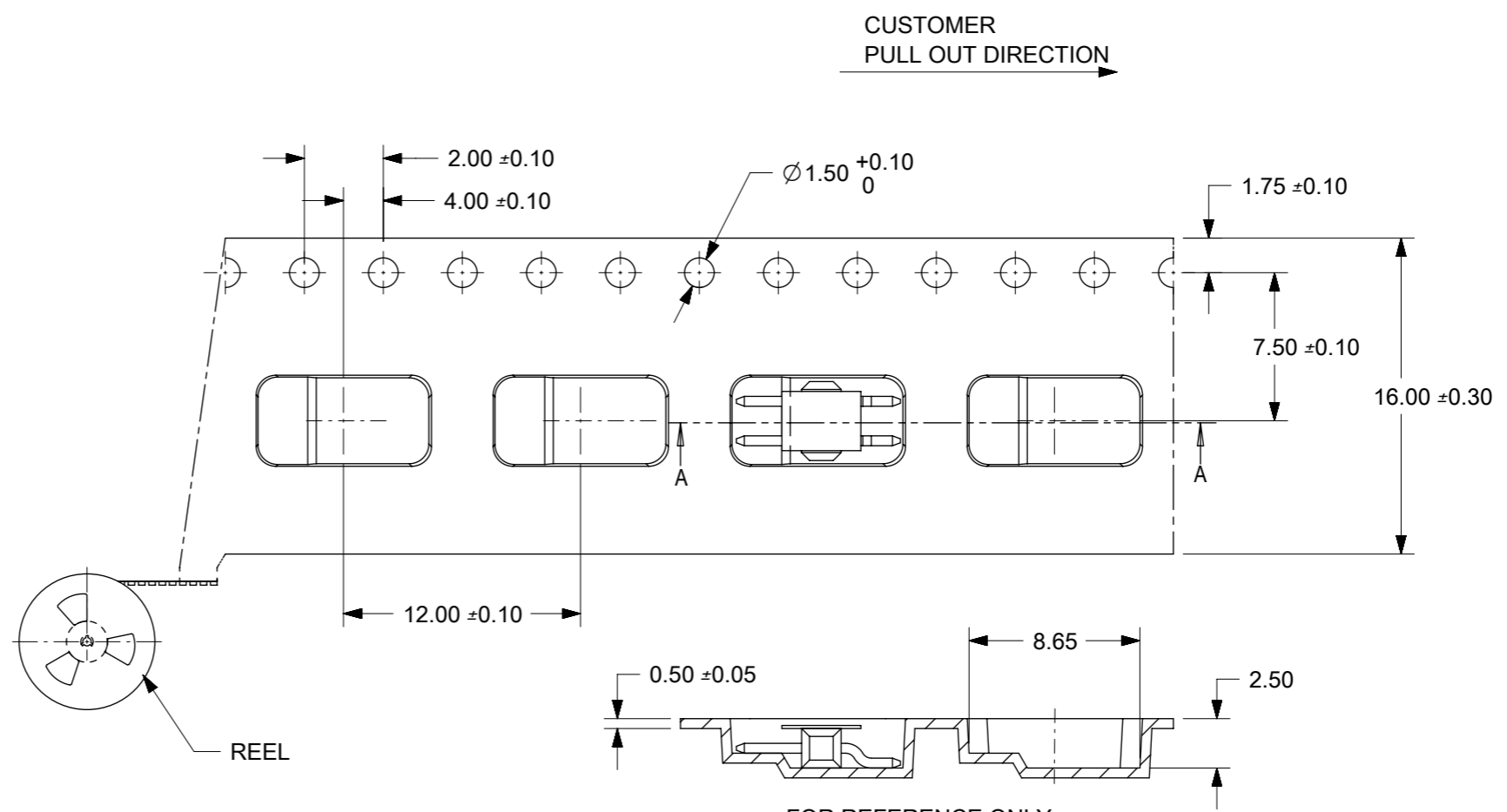


HOUSING WITH PEG

SYMBOLS	THIS DRAWING CONTAINS INFORMATION THAT IS PROPRIETARY TO MOLEX ELECTRONIC TECHNOLOGIES, LLC AND SHOULD NOT BE USED WITHOUT WRITTEN PERMISSION		CURRENT REV DESC: P/N 151011-0202 ADD	
	mm	NTS		
▽ = 0	GENERAL TOLERANCES (UNLESS SPECIFIED)			
▽ = 0	4 PLACES ±	MM	INCH	
▽ = 0	3 PLACES ±			
▽ = 0	2 PLACES ±	0.2		
▽ = 0	1 PLACE ±			
▽ = 0	0 PLACES ±			
▽ = 0	ANGULAR TOL ±	3.0°		
▽ = 0	DRAFT WHERE APPLICABLE MUST REMAIN WITHIN DIMENSIONS		THIRD ANGLE PROJECTION	DRAWING
			A3-SIZE	SERIES
			151011	MATERIAL NUMBER
			SEE TABLE	CUSTOMER
			GENERAL MARKET	SHEET NUMBER
			1 OF 2	

CKT SIZE	DIMENSION		
	A	B	C
2	4.00	2.00	-
4	8.00	6.00	4.00
6	12.00	10.00	8.00
8	16.00	14.00	12.00
10	20.00	18.00	16.00
12	24.00	22.00	20.00
14	28.00	26.00	24.00
16	32.00	30.00	28.00
18	36.00	34.00	32.00
20	40.00	38.00	36.00

CKT	PCS/ REEL
2	2000



- TAPE AND REEL SPECIFICATION IS AS PER EIA-481.
- THE TAPE IS TREATED FOR ANTI-STATIC.

SYMBOLS	THIS DRAWING CONTAINS INFORMATION THAT IS PROPRIETARY TO MOLEX ELECTRONIC TECHNOLOGIES, LLC AND SHOULD NOT BE USED WITHOUT WRITTEN PERMISSION		CURRENT REV DESC: P/N 151011-0202 ADD		<b>molex</b>
	DIMENSION UNITS		SCALE		
	mm		NTS		
	GENERAL TOLERANCES (UNLESS SPECIFIED)				
▽ = 0	4 PLACES	±			EC NO: 619230 DRWN: GJEEVANSURES 2019/06/17 CHK'D: GJEEVANSURES 2019/06/18 APPR: ISHWARG 2019/06/18
▽ = 0	3 PLACES	±			
▽ = 0	2 PLACES	±	0.2		
▽ = 0	1 PLACE	±			
□ = 0	0 PLACES	±			INITIAL REVISION: DRWN: ATSEE 2014/09/04 APPR: LBLEE 2014/10/03
■ = 0	DRAFT WHERE APPLICABLE MUST REMAIN WITHIN DIMENSIONS		THIRD ANGLE PROJECTION	DRAWING	SERIES
▽ = 0				A3-SIZE	151011
DOCUMENT NUMBER			DOCUMENT TYPE	DOC PART	REVISION
SD-151011-0201			PSD	000	C3
MATERIAL NUMBER			CUSTOMER		SHEET NUMBER
SEE TABLE			GENERAL MARKET		2 OF 2

DOCUMENT STATUS	P1	RELEASE DATE	2019/06/18	18:31:37
-----------------	----	--------------	------------	----------