

1410964-1 ✓ ACTIVE

MULTIGIG RT | MULTIGIG RT 2

TE Internal #: 1410964-1

High Speed Backplane Connectors, 135 Position, Mating Alignment, Polarization Mating Alignment Type, 9 Row, 16 Column, MULTIGIG RT 2

[View on TE.com >](#)



Connectors > PCB Connectors > Backplane Connectors > High Speed Backplane Connectors



Connector System: **Board-to-Board**

Number of Positions: **135**

Row-to-Row Spacing: **1.35 mm [.053 in]**

Mating Alignment: **With**

Mating Alignment Type: **Polarization**

Features

Product Type Features

Applied to Printed Circuit Board Type	Backplane
Connector System	Board-to-Board
PCB Connector Assembly Type	PCB Mount Receptacle
Shroud Style	Unshrouded
Connector & Contact Terminates To	Printed Circuit Board

Configuration Features

Card Slot Centerline	20.3 mm[.8 in]
Backplane Architecture	Traditional Backplane
Number of Positions	135
Number of Rows	9
Number of Columns	16
PCB Mount Orientation	Vertical
Guide Location	Center

Contact Features

Contact Current Rating (Max)	1 A
------------------------------	-----

Mechanical Attachment

Mating Alignment	With
------------------	------



Mating Alignment Type	Polarization
-----------------------	--------------

Connector Mounting Type	Board Mount
-------------------------	-------------

Housing Features

Number of Shrouded Sides	0
--------------------------	---

Centerline (Pitch)	1.8 mm[.071 in]
--------------------	-----------------

Dimensions

Row-to-Row Spacing	1.35 mm[.053 in]
--------------------	------------------

Usage Conditions

Operating Temperature Range	-55 – 105 °C[-67 – 221 °F]
-----------------------------	----------------------------

Operation/Application

Circuit Application	Power & Signal
---------------------	----------------

Product Compliance

[For compliance documentation, visit the product page on TE.com>](#)

EU RoHS Directive 2011/65/EU	Not Compliant
------------------------------	---------------

EU ELV Directive 2000/53/EC	Compliant with Exemptions
-----------------------------	---------------------------

China RoHS 2 Directive MIIT Order No 32, 2016	Restricted Materials Above Threshold
---	--------------------------------------

EU REACH Regulation (EC) No. 1907/2006	<p>Current ECHA Candidate List: JUNE 2023 (235)</p> <p>Candidate List Declared Against: JUNE 2023 (235)</p> <p>SVHC > Threshold:</p> <p>Pb (13% in Component Part)</p>
--	---

Article Safe Usage Statements:
Do not eat, drink or smoke when using this product. Wash thoroughly after handling. Recycle if possible and dispose of the article by following all applicable governmental regulations relevant to your geographic location.

Halogen Content	Low Halogen - Br, Cl, F, I < 900 ppm per homogenous material. Also BFR/CFR/PVC Free
-----------------	---


Solder Process Capability	Not applicable for solder process capability
---------------------------	--

Product Compliance Disclaimer

This information is provided based on reasonable inquiry of our suppliers and represents our current actual knowledge based on the information they provided. This information is subject to change. The part numbers that TE has identified as EU RoHS compliant have a maximum concentration of 0.1% by weight in homogenous materials for lead, hexavalent chromium, mercury, PBB, PBDE, DBP, BBP, DEHP, DIBP, and 0.01% for cadmium, or qualify for an exemption to these limits as defined in the Annexes of Directive 2011/65/EU (RoHS2). Finished electrical and electronic equipment products will be CE marked as required by Directive 2011/65/EU. Components may not be CE marked. Additionally, the part numbers that TE has identified as EU ELV compliant have a maximum concentration of 0.1% by weight in homogenous materials for lead, hexavalent chromium, and mercury, and 0.01% for cadmium, or qualify for an exemption to these limits as defined in the Annexes of Directive 2000/53/EC (ELV). Regarding the REACH Regulation, the information TE provides on SVHC in articles for this part number is based on the latest European Chemicals Agency (ECHA) 'Guidance on

requirements for substances in articles' posted at this URL: <https://echa.europa.eu/guidance-documents/guidance-on-reach>

Compatible Parts




TE Part # 2000676-1
Keyed Guide Pin, Machined, Vita 46



TE Part # 2000713-1
RA Keyed Guide Mod, Vita 46,
Machined

Also in the Series | MULTIGIG RT 2



High Speed Backplane Connectors(42)

Customers Also Bought



TE Part #2102061-2
High-speed Mezzanine Connector: Pin
& Socket Connector



TE Part #1410968-3
MULTIGIG RT2 7RW RTM DC DF CT



TE Part #1410956-1
MULTIGIG RT GUIDE PIN KIT
ASSEMBLY



TE Part #1410140-1
MULTIGIG RT T2 .8" BP FULL CNT



TE Part #2102771-2
Plug Assy, R Angle, 7Row, Cnt, MG,
RUG



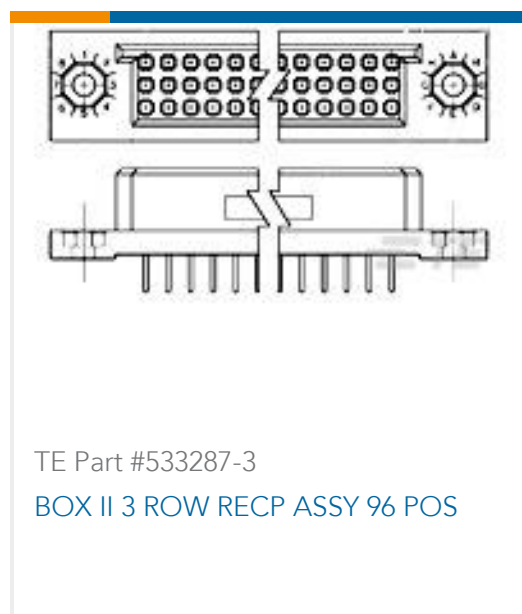
TE Part #2302789-1
VERTRECASSY,CENTER,MULTIGIG
RT3



TE Part #1410186-2
MULTIGIG RT T2 .8" BP HALF LEFT



TE Part #2302785-2
RA PLUG ASSY,7ROW,CENTER,VPX,
MG RT3



Documents

Product Drawings

[MULTIGIG RT T2 .8" BP FULL CNT](#)

English

CAD Files

Customer View Model

[ENG_CVM_CVM_1410964-1_A.2d_dxf.zip](#)

English

[3D PDF](#)

3D

Customer View Model

[ENG_CVM_CVM_1410964-1_A.3d_igs.zip](#)

English

Customer View Model

[ENG_CVM_CVM_1410964-1_A.3d_stp.zip](#)

English

By downloading the CAD file I accept and agree to the [Terms and Conditions](#) of use.

Datasheets & Catalog Pages

[High Speed Backplane Connectors catalog - MULTIGIG RT Connector](#)

English

[Board-Level Interconnects for Rugged Embedded Computing Brochure](#)

English