



Connectors > Connector Accessories > Connector Backshells



Connector Backshell Product Style: **Shielded**
Connector Backshell Product Type: **Two-Piece RFI/EMI Shield**
Primary Product Material: **Zinc**
Body Orientation: **Straight**
Compatible With Connector Shell Size: **2**

Features

Product Type Features

Connector Backshell Product Style	Shielded
Connector Backshell Product Type	Two-Piece RFI/EMI Shield

Configuration Features

Number of Positions	15
---------------------	----

Body Features

Primary Product Material	Zinc
Cable Exit Angle	45°
Primary Product Plating Material	Nickel

Mechanical Attachment

Thread Size	4-40
-------------	------

Housing Features

Body Orientation	Straight
Compatible With Connector Shape	D-Shaped

Dimensions



Compatible Insulation Diameter Range	4 – 13 mm[.158 – .512 in]
--------------------------------------	---------------------------

Operation/Application

Compatible With Connector Shell Size	2
--------------------------------------	---

Industry Standards

UL Flammability Rating	UL 94V-0
------------------------	----------

Packaging Features

Packaging Quantity	100
Packaging Method	Bag

Other

Connector Accessory Comment	Kit includes backshells, jackscrews and cable grommets.
-----------------------------	---

Product Compliance

For compliance documentation, visit the product page on TE.com>

EU RoHS Directive 2011/65/EU	Compliant
EU ELV Directive 2000/53/EC	Compliant
China RoHS 2 Directive MIIT Order No 32, 2016	No Restricted Materials Above Threshold
EU REACH Regulation (EC) No. 1907/2006	Current ECHA Candidate List: JUNE 2023 (235) Candidate List Declared Against: JAN 2023 (233) Does not contain REACH SVHC
Halogen Content	Low Halogen - Br, Cl, F, I < 900 ppm per homogenous material. Also BFR/CFR/PVC Free
Solder Process Capability	Not applicable for solder process capability

Product Compliance Disclaimer

This information is provided based on reasonable inquiry of our suppliers and represents our current actual knowledge based on the information they provided. This information is subject to change. The part numbers that TE has identified as EU RoHS compliant have a maximum concentration of 0.1% by weight in homogenous materials for lead, hexavalent chromium, mercury, PBB, PBDE, DBP, BBP, DEHP, DIBP, and 0.01% for cadmium, or qualify for an exemption to these limits as defined in the Annexes of Directive 2011/65/EU (RoHS2). Finished electrical and electronic equipment products will be CE marked as required by Directive 2011/65/EU. Components may not be CE marked. Additionally, the part numbers that TE has identified as EU ELV compliant have a maximum concentration of 0.1% by weight in homogenous materials for lead, hexavalent chromium, and mercury, and 0.01% for cadmium, or qualify for an exemption to these limits as defined in the Annexes of Directive 2000/53/EC (ELV). Regarding the REACH Regulation, the information TE provides on SVHC in articles for this part number is based on the latest European Chemicals Agency (ECHA) 'Guidance on requirements for substances in articles' posted at this URL: <https://echa.europa.eu/guidance-documents/guidance-on-reach>



Compatible Parts




TE Part # 5-1478763-2
Metal backshell 15 way 45 Deg Entry-KIT




TE Part # 4-1478763-6
METAL BACKSHELL 15 WAY 45 DEGR KIT


Customers Also Bought



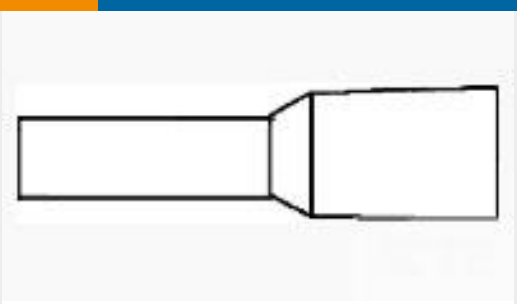
TE Part #2-1630019-6
HSC200 6R8 5%




TE Part #111547-1
010 UNIV I/O STRAIN RELIEF




TE Part #2-323758-1
PIDG R 22-16 COMM 22-18 MIL 4




TE Part #966144-4
FER,WIRE,DBL,PL SLV,1.00/18,L8,RED, LP




TE Part #1478764-4
CRIMP KIT 9.5MM




TE Part #3-644563-7
07P MTA100 CONN ASSY F/T 24AWG




TE Part #710028-1
XCT 70-8



TE Part #928343-5
5P STD-TIMER GEH



TE Part #6614833001
55E0119-2.50-0(B01)



TE Part #1827713001
55E0119-2.50-9(B01)

Documents

- Product Drawings
- METAL BACKSHELL 15 WAY 45 DE
- English
- METAL BACKSHELL 15 WAY 45 DE
- English

CAD Files



Customer View Model

[ENG_CVM_CVM_1-1478763-5_G.2d_dxf.zip](#)

English

[3D PDF](#)

3D

Customer View Model

[ENG_CVM_CVM_1-1478763-5_G.3d_igs.zip](#)

English

Customer View Model

[ENG_CVM_CVM_1-1478763-5_G.3d_stp.zip](#)

English

By downloading the CAD file I accept and agree to the [Terms and Conditions](#) of use.

Product Specifications

[Product Specification](#)

English