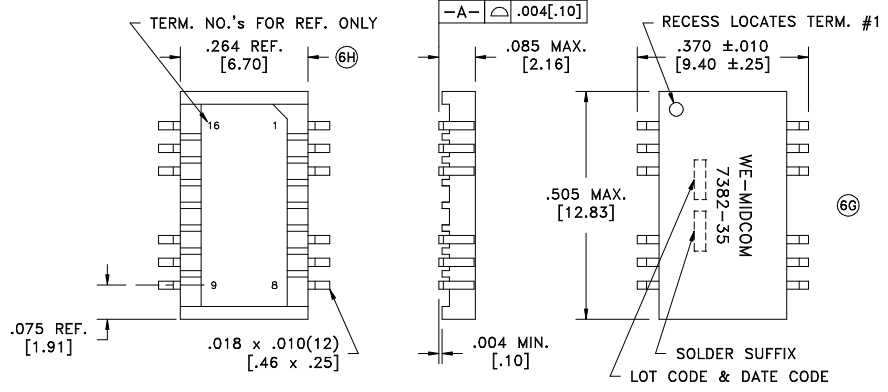


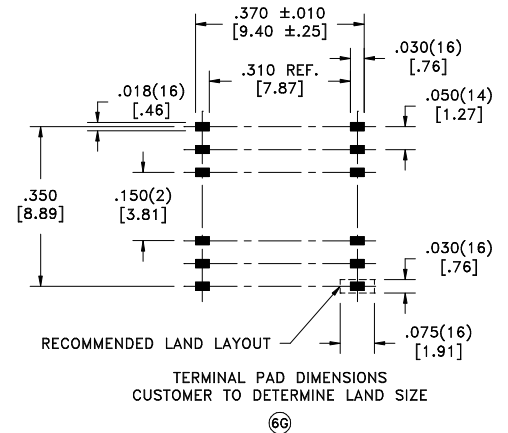
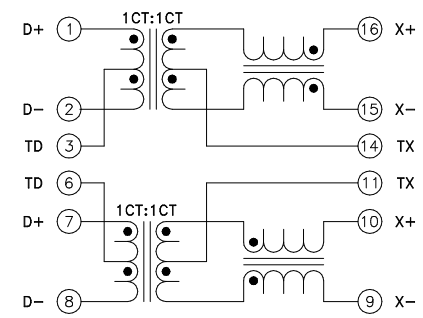
SOLDER SUFFIX	CUSTOMER TERMINAL	RoHS	LEAD(Pb)-FREE
	Sn63%, Pb37%	No	No
LF1	Sn96%, Ag4%	Yes	Yes

more than you expect



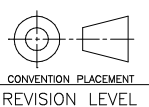
ELECTRICAL SPECIFICATIONS @ 25°C unless otherwise noted:

- INDUCTANCE: 350uH min., 100kHz, 100mV, 8mADC, 16-15; 10-9, Lp.
- DIELECTRIC RATING: 1500Vrms, 1 minute tested by applying 1800Vrms for 1 second between 1-16(tie 1+8, 9+16).
- TURNS RATIO & POLARITY: Per schematic.
- INSERTION LOSS: -1.0dB max., 300k - 125MHz.
- RETURN LOSS: -18dB min., 1M - 40MHz.
-15dB min., 40M - 60MHz.
-12dB min., 60M - 80MHz.
-10dB min., 80M - 100MHz.
- CROSSTALK: -35dB min., 1M - 150MHz.
- COMMON MODE REJECTION: -42dB min., 1M - 32MHz.
-33dB min., 32M - 150MHz.



OPERATING TEMPERATURE RANGE: 0°C to +70°C.
 COPLANARITY: All 12 terminals must lie on a plane within .004 [.10] of Surface A after lead tinning.
 Midcom p/n 000-7382-35R-LF1 is eiSos p/n: 749020100.

REV.	DATE	Packaging Specifications
6H	5/11	Method: Tape & Reel
6G	2/10	PKG-0362
6F	8/08	www.we-online.com/midcom
6E	6/08	SEE REVISION SHEET FOR REVISION LEVEL



Tolerances unless otherwise specified:
 Angles: ±1° Decimals: ±.005 [.13]
 Fractions: ±1/64 Footprint: ±.005 [.13]

This drawing is dual dimensioned. Dimensions in brackets are in millimeters. (6B)

DRAWING TITLE
TRANSFORMER
 AEDFP-G12

eiSos p/n: 749020100

PART NO.
000-7382-35R/-LF1

compliant RoHS

SPECIFICATION SHEET 1 OF 1

(6D)