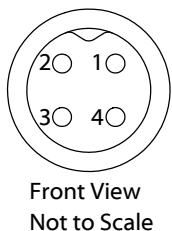
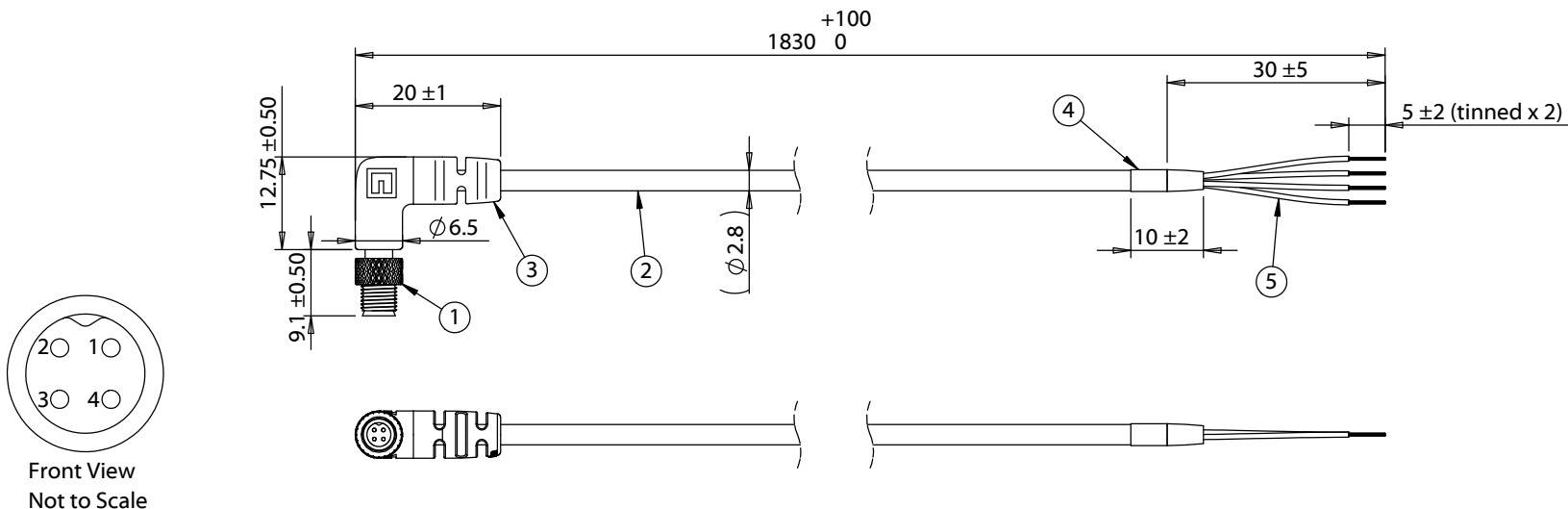


ITEM NO.	PART NUMBER	DESCRIPTION	QTY.	COMPONENT NOTES
1	50-00602	Connector, 4 pin M5 plug, 5xL14.8mm, gold plated, molding style, solder cup, IP67	1	
2	30-00495	Wire, 3C TS, 28 AWG, 150V, 70C, 2.8 mm, spiral shield, TPU, WBL	1	
3	24-00329	Overmold, M5, 90°, Ø6.5xL12.75	1	TPU, black
4	Heat shrink	Heat shrink, black, UL	1	covers jacket end
5	Heat shrink	Heat shrink, black, UL	1	covers shield






**Notes:**  
Functionally equivalent components may be substituted

IP67 waterproof rating when mated with the corresponding (IP67) connector

Cable rated for 60 V, 1.0 A

Wiring Diagram	
50-00602	Wire Color
1	red
2	white
3	black
4	shield

Revision:	Date:	Description:	Prepared:	Notes:	<h1>TENSILITY</h1>
A	3/18/2020	Initial release	 Digitally signed by JC Date: 2020.03.20 09:27:34 -07'00'		
			 Digitally signed by AG Date: 2020.03.20 09:38:33 -07'00'	Function test: no open, no short circuit, no intermittent	tel 1.541.323.3228 800 877.670.7118 fax 1.541.323.4202 web tensility.com
			Dimensions are in millimeters. Tolerances: X: ± 0.5 mm X.X: ± 0.3 mm X.XX: ± 0.05 mm	Description:	Size: Part number: A 10-03634
				Cable, 1830 mm, 5x0.5 mm 4C 90° 50-00602 M5 plug to 5 mm tinned, 28 AWG, 30-00495 wire, IP67	Scale: 1:1  Sheet 1 of 1

5

4

3

2

1