


YW5

Y W 5 12A

① ② ③ ④

RoHS



- ① Series name
- ② Dual output
- ③ Output wattage
- ④ Output voltage

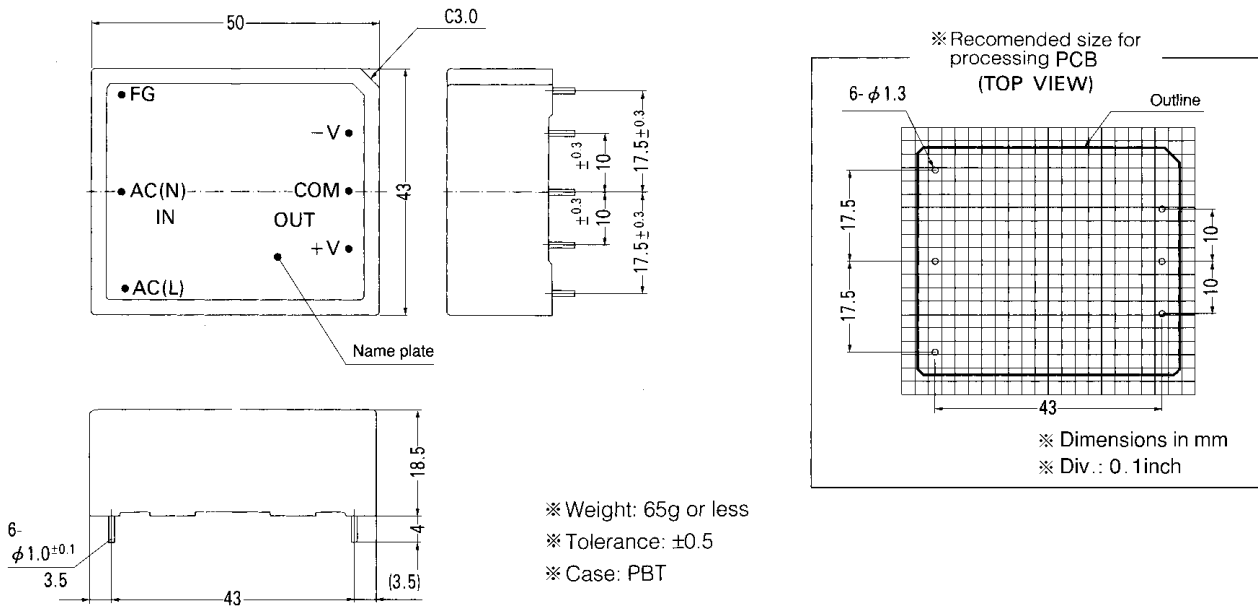
MODEL	YW512A	YW515A
MAX OUTPUT WATTAGE[W]	5.28	5.10
DC OUTPUT	*1 ±12V 0.22A or +24V 0.22A	±15V 0.17A or +30V 0.17A

SPECIFICATIONS

	MODEL	YW512A	YW515A
INPUT	VOLTAGE[V]	AC85 - 132 1 φ or DC110 - 170	
	CURRENT[A]	ACIN 100V	0.15typ (Io=100%)
	FREQUENCY[Hz]		47 - 440 or DC
	EFFICIENCY[%]	ACIN 100V	70typ (Io=100%)
	INRUSH CURRENT[A]	ACIN 100V	15typ (Io=100%)
OUTPUT	VOLTAGE[V]	±12 (+24)	±15 (+30)
	CURRENT[A]	0.22	0.17
	LINE REGULATION[mV]	60max	75max
	LOAD REGULATION[mV]	600max	750max
	RIPPLE[mVp-p]	*2 120max	120max
	RIPPLE NOISE[mVp-p]	*2 150max	150max
	TEMPERATURE REGULATION[mV]	0 to +55°C	180max
	START-UP TIME[ms]	200max (ACIN 85V, Io=100%)	
	OUTPUT VOLTAGE ADJUSTMENT RANGE[V]	Fixed	
	OUTPUT VOLTAGE SETTING[%]	±5max (Rated input/output, Ta=25 °C)	
HOLD-UP TIME[ms]	10typ (ACIN 85V, Io=100%)		
PROTECTION CIRCUIT	OVERCURRENT PROTECTION	Works over 105% of rating and recovers automatically	
ISOLATION	INPUT-FG, OUTPUT	AC2,000V 1minute, Cutoff current = 10mA, DC500V 50MΩmin (At Room Temperature)	
	OUTPUT-FG	AC500V 1minute, Cutoff current = 100mA, DC500V 50MΩmin (At Room Temperature)	
ENVIRONMENT	OPERATING TEMP.,HUMID.AND ALTITUDE	-10 to +70°C, 20 - 95%RH (Non condensing) (Refer to DERATING CURVE), 3,000m (10,000feet) max	
	STORAGE TEMP.,HUMID.AND ALTITUDE	-20 to +75°C, 20 - 95%RH (Non condensing), 9,000m (30,000feet) max	
	VIBRATION	10 - 55Hz, 98.0m/s ² (10G), 3minutes period, 30minutes each along X, Y and Z axis	
	IMPACT	490.3m/s ² (50G), 11ms, once each X, Y and Z axis	
SAFETY AND NOISE REGULATIONS	AGENCY APPROVALS	UL60950-1, C-UL	
	CONDUCTED NOISE	Complies with FCC-B	

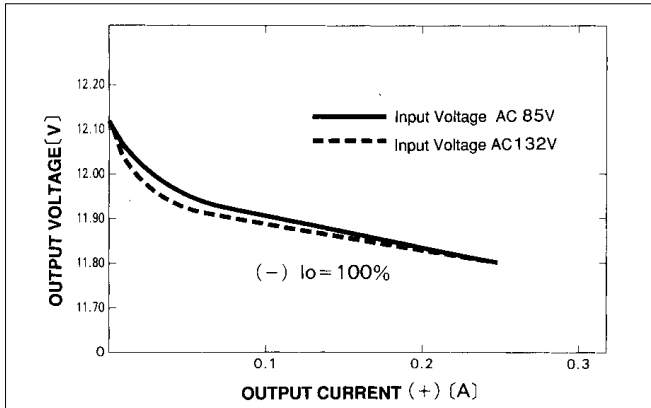
*1 Output pins can be connected in series to make a 24V/30V output.
 *2 Measured by 20MHz oscilloscope.
 * The output specification is at ±12V and ±15V.
 * Parallel operation with other model is not possible.

External view

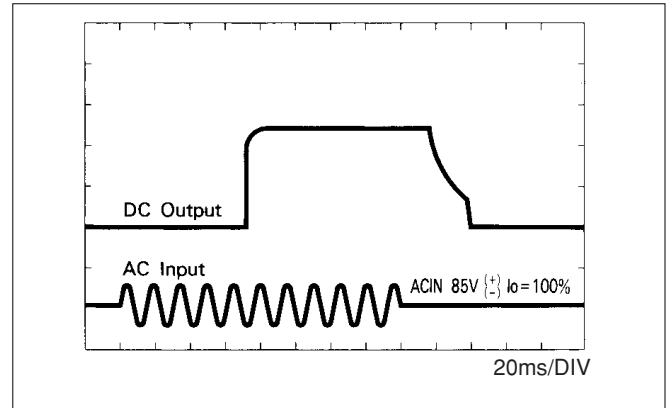


Performance data

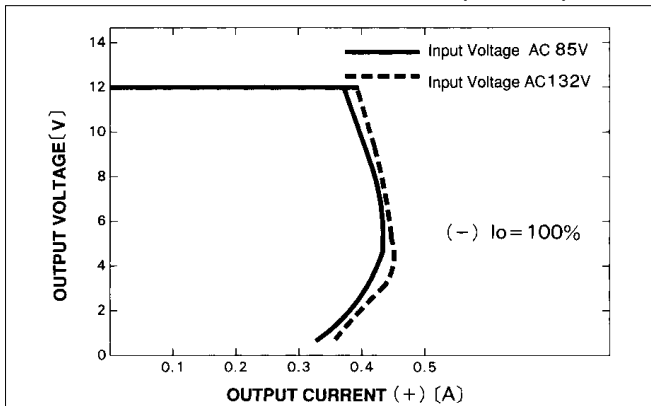
■ STATIC CHARACTERISTICS (YW512A)



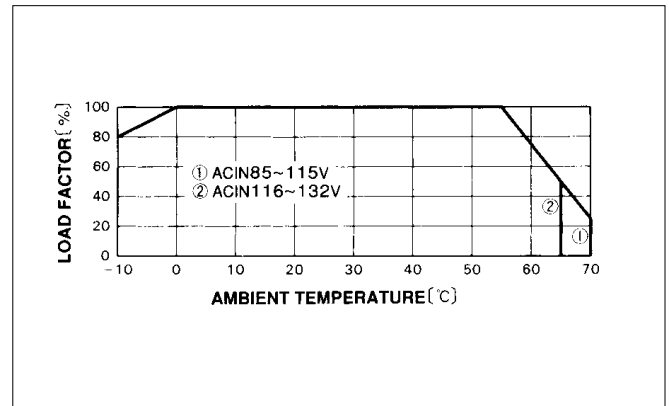
■ RISE TIME & FALL TIME (YW512A: +12V)



■ OVERCURRENT CHARACTERISTICST (YW512A)



■ DERATING CURVE



YW10

Y W 10 12A

① ② ③ ④

RoHS



- ① Series name
- ② Dual output
- ③ Output wattage
- ④ Output voltage

MODEL	YW1012A	YW1015A
MAX OUTPUT WATTAGE[W]	10.8	10.5
DC OUTPUT	*1 ±12V 0.45A or +24V 0.45A	±15V 0.35A or +30V 0.35A

SPECIFICATIONS

	MODEL	YW1012A	YW1015A
INPUT	VOLTAGE[V]	AC85 - 132 1 φ or DC110 - 170	
	CURRENT[A]	ACIN 100V	0.3typ (Io=100%)
	FREQUENCY[Hz]		47 - 440 or DC
	EFFICIENCY[%]	ACIN 100V	75typ (Io=100%)
	INRUSH CURRENT[A]	ACIN 100V	15typ (Io=100%)
OUTPUT	VOLTAGE[V]	±12 (+24)	±15 (+30)
	CURRENT[A]	0.45	0.35
	LINE REGULATION[mV]	60max	75max
	LOAD REGULATION[mV]	600max	750max
	RIPPLE[mVp-p]	*2 120max	120max
	RIPPLE NOISE[mVp-p]	*2 150max	150max
	TEMPERATURE REGULATION[mV]	0 to +55°C	180max
	START-UP TIME[ms]	200max (ACIN 85V, Io=100%)	
	OUTPUT VOLTAGE ADJUSTMENT RANGE[V]	Fixed	
	OUTPUT VOLTAGE SETTING[%]	±5max (Rated input/output, Ta=25 °C)	
HOLD-UP TIME[ms]	10typ (ACIN 85V, Io=100%)		
PROTECTION CIRCUIT	OVERCURRENT PROTECTION	Works over 105% of rating and recovers automatically	
ISOLATION	INPUT-FG, OUTPUT	AC2,000V 1minute, Cutoff current = 10mA, DC500V 50MΩmin (At Room Temperature)	
	OUTPUT-FG	AC500V 1minute, Cutoff current = 100mA, DC500V 50MΩmin (At Room Temperature)	
ENVIRONMENT	OPERATING TEMP.,HUMID.AND ALTITUDE	-10 to +70°C, 20 - 95%RH (Non condensing) (Refer to DERATING CURVE), 3,000m (10,000feet) max	
	STORAGE TEMP.,HUMID.AND ALTITUDE	-20 to +75°C, 20 - 95%RH (Non condensing), 9,000m (30,000feet) max	
	VIBRATION	10 - 55Hz, 98.0m/s ² (10G), 3minutes period, 30minutes each along X, Y and Z axis	
	IMPACT	490.3m/s ² (50G), 11ms, once each X, Y and Z axis	
SAFETY AND NOISE REGULATIONS	AGENCY APPROVALS	UL60950-1, C-UL	
	CONDUCTED NOISE	Complies with FCC-B	

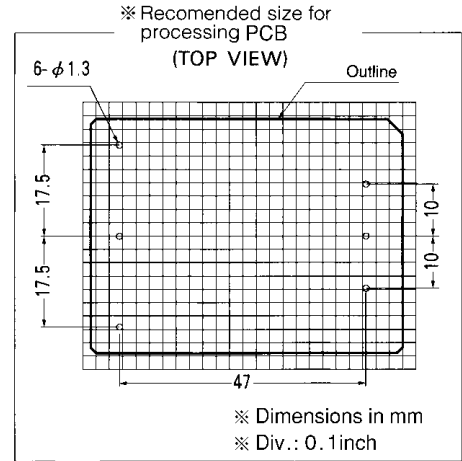
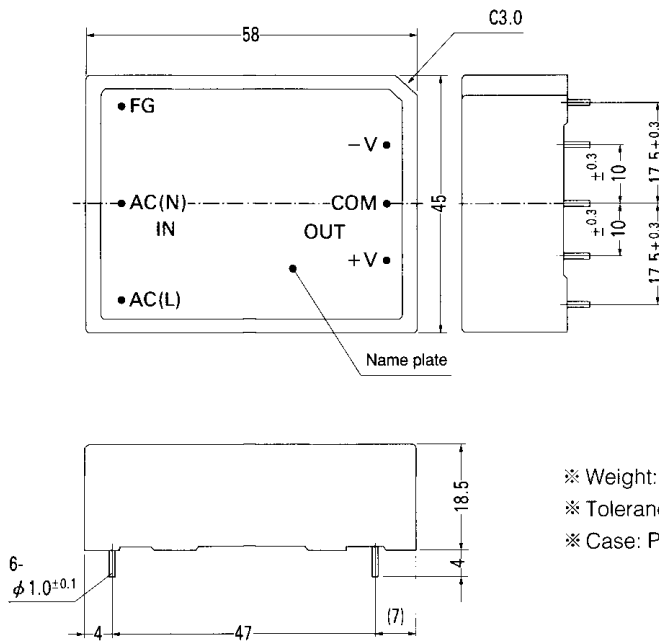
*1 Output pins can be connected in series to make a 24V/30V output.

*2 Measured by 20MHz oscilloscope.

* The output specification is at ±12V and ±15V.

* Parallel operation with other model is not possible.

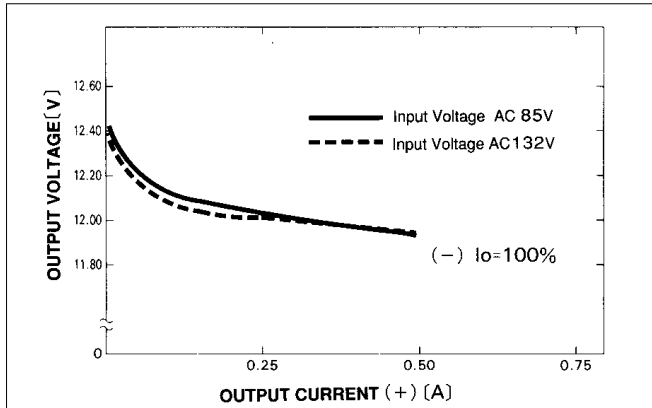
External view



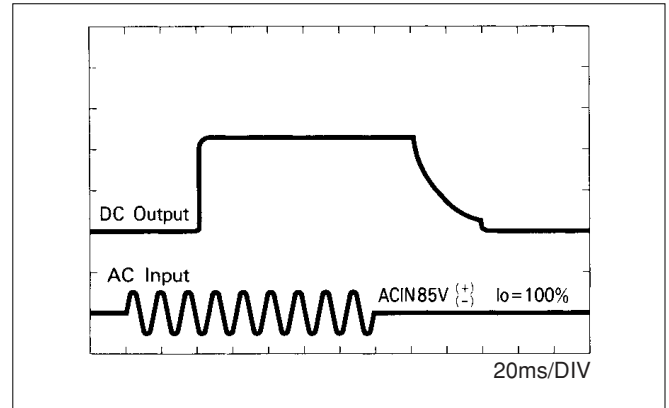
- ※ Weight: 75g or less
- ※ Tolerance: ±0.5
- ※ Case: PBT

Performance data

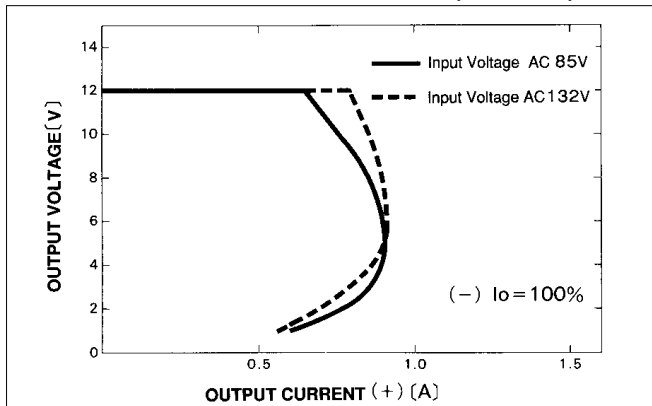
■ STATIC CHARACTERISTICS (YW1012A)



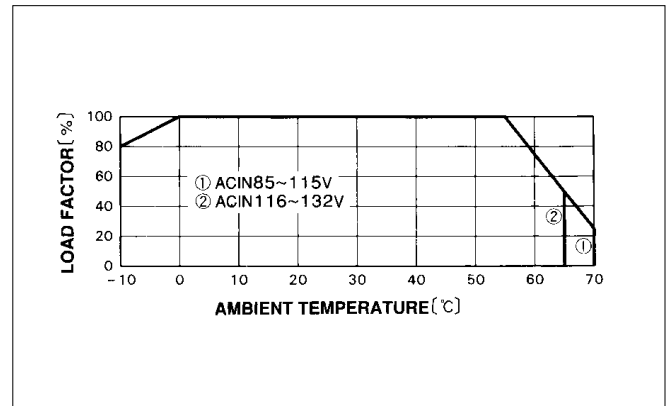
■ RISE TIME & FALL TIME (YW1012A: +12V)



■ OVERCURRENT CHARACTERISTICS (YW1012A)



■ DERATING CURVE




YW15

Y W 15 12A

① ② ③ ④

RoHS



- ① Series name
- ② Dual output
- ③ Output wattage
- ④ Output voltage

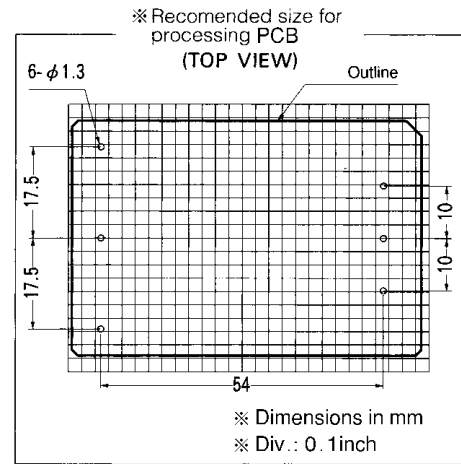
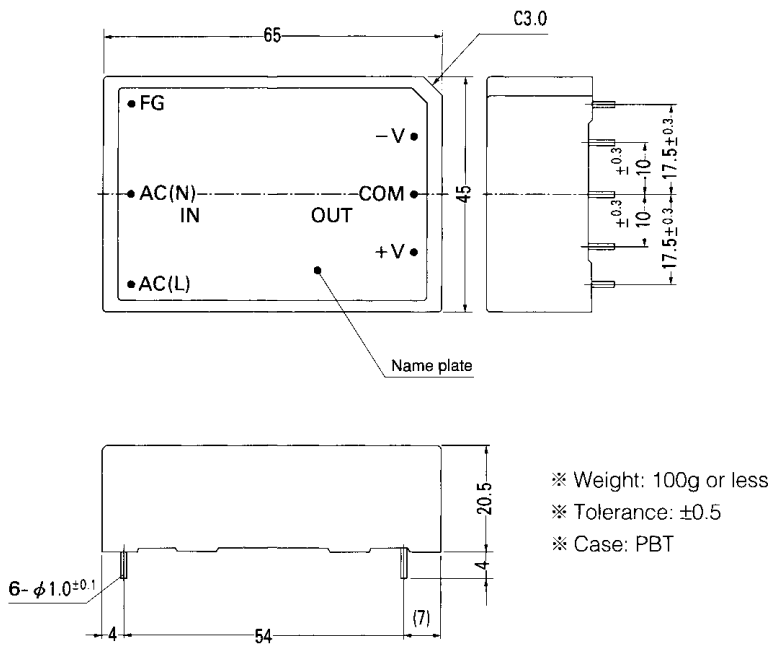
MODEL	YW1512A	YW1515A
MAX OUTPUT WATTAGE[W]	15.6	15.0
DC OUTPUT	*1 ±12V 0.65A or +24V 0.65A	±15V 0.50A or +30V 0.50A

SPECIFICATIONS

	MODEL	YW1512A	YW1515A
INPUT	VOLTAGE[V]	AC85 - 132 1 φ or DC110 - 170	
	CURRENT[A]	ACIN 100V	0.4typ (Io=100%)
	FREQUENCY[Hz]		47 - 440 or DC
	EFFICIENCY[%]	ACIN 100V	78typ (Io=100%)
	INRUSH CURRENT[A]	ACIN 100V	25typ (Io=100%)
OUTPUT	VOLTAGE[V]	±12 (+24)	±15 (+30)
	CURRENT[A]	0.65	0.5
	LINE REGULATION[mV]	60max	75max
	LOAD REGULATION[mV]	600max	750max
	RIPPLE[mVp-p]	*2 120max	120max
	RIPPLE NOISE[mVp-p]	*2 150max	150max
	TEMPERATURE REGULATION[mV]	0 to +55°C	180max
	START-UP TIME[ms]	200max (ACIN 85V, Io=100%)	
	OUTPUT VOLTAGE ADJUSTMENT RANGE[V]	Fixed	
	OUTPUT VOLTAGE SETTING[%]	±5max (Rated input/output, Ta=25°C)	
HOLD-UP TIME[ms]	10typ (ACIN 85V, Io=100%)		
PROTECTION CIRCUIT	OVERCURRENT PROTECTION	Works over 105% of rating and recovers automatically	
ISOLATION	INPUT-FG, OUTPUT	AC2,000V 1minute, Cutoff current = 10mA, DC500V 50MΩmin (At Room Temperature)	
	OUTPUT-FG	AC500V 1minute, Cutoff current = 100mA, DC500V 50MΩmin (At Room Temperature)	
ENVIRONMENT	OPERATING TEMP.,HUMID.AND ALTITUDE	-10 to +70°C, 20 - 95%RH (Non condensing) (Refer to DERATING CURVE), 3,000m (10,000feet) max	
	STORAGE TEMP.,HUMID.AND ALTITUDE	-20 to +75°C, 20 - 95%RH (Non condensing), 9,000m (30,000feet) max	
	VIBRATION	10 - 55Hz, 98.0m/s ² (10G), 3minutes period, 30minutes each along X, Y and Z axis	
	IMPACT	490.3m/s ² (50G), 11ms, once each X, Y and Z axis	
SAFETY AND NOISE REGULATIONS	AGENCY APPROVALS	UL60950-1, C-UL	
	CONDUCTED NOISE	Complies with FCC-B	

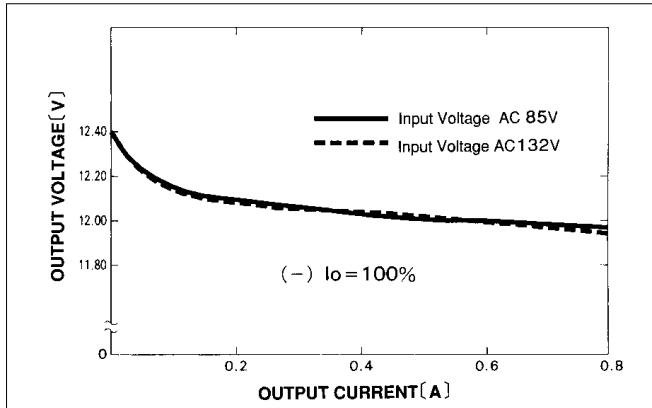
*1 Output pins can be connected in series to make a 24V/30V output.
 *2 Measured by 20MHz oscilloscope.
 * The output specification is at ±12V and ±15V.
 * Parallel operation with other model is not possible.

External view

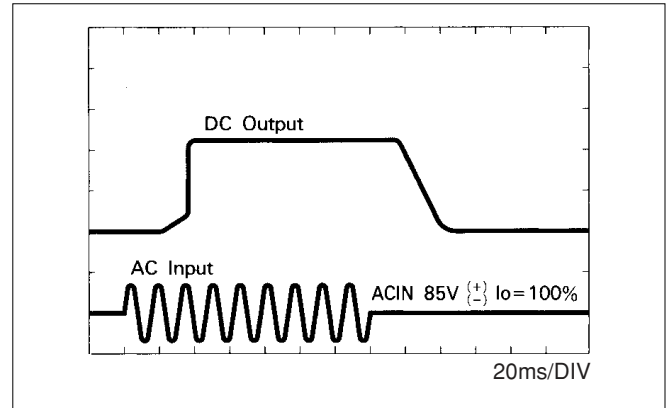


Performance data

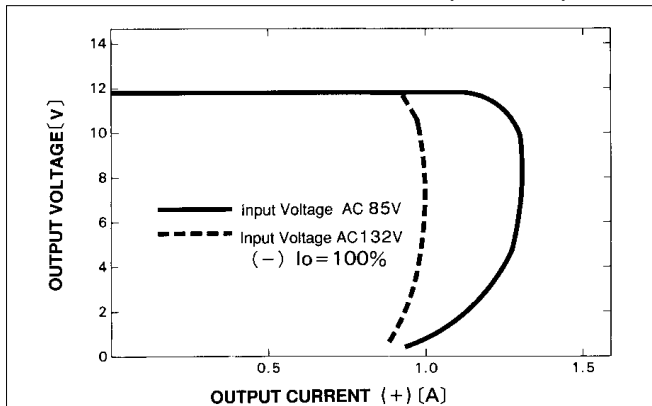
■ STATIC CHARACTERISTICS (YW1512A)



■ RISE TIME & FALL TIME (YW1512A: +12V)



■ OVERCURRENT CHARACTERISTICS (YW1512A)



■ DERATING CURVE

