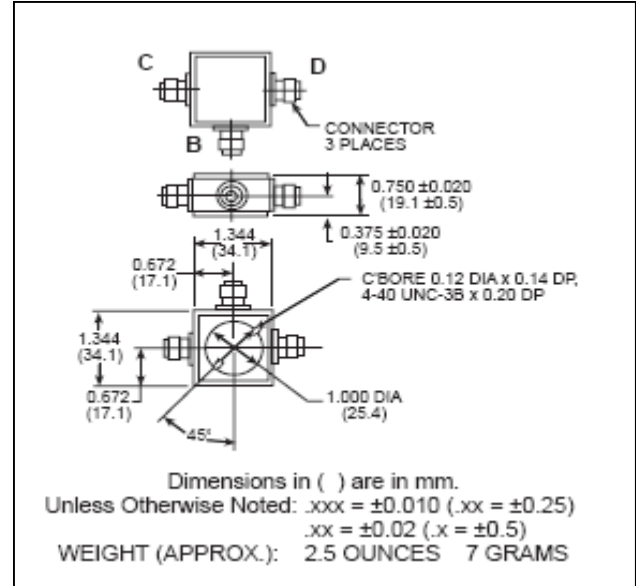


Features

- Isolation - 30 dB Min
- Loss - 0.5 dB Max
- Low VSWR - 1.3:1 Max

C-7



Guaranteed Specifications: From -55°C to +85°C

Model	THV-50	TU-50
Frequency Range	2-200	20-400 MHz
Insertion Loss (less coupling)	0.5	0.5 dB Max
Isolation	30	30 dB Min
Amplitude Balance	0.2	0.2 dB Max
Phase Balance	1.0	2.0 ° Max
VSWR (All Ports)	1.3:1 Max	1.3:1 Max

Operating Characteristics

Parameter	Absolute Maximum
Impedance	50 Ohms Nominal
Maximum Power Rating Or Input Power	2.0 Watt Max
Internal Load Dissipation	0.5 Watt Max
Environmental MIL-STD-202 screening available.	

* All specifications apply with 50 ohm source and load impedance.

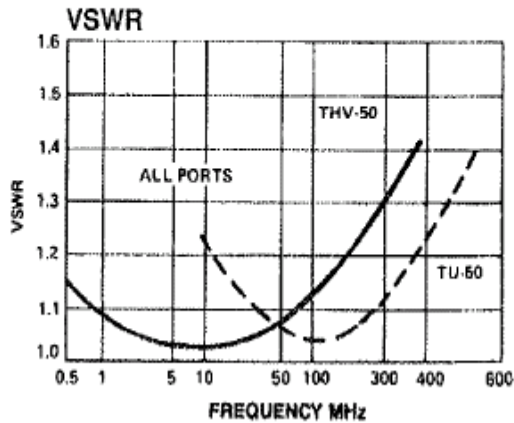
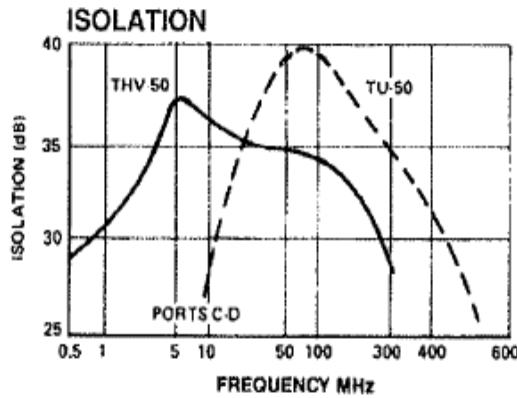
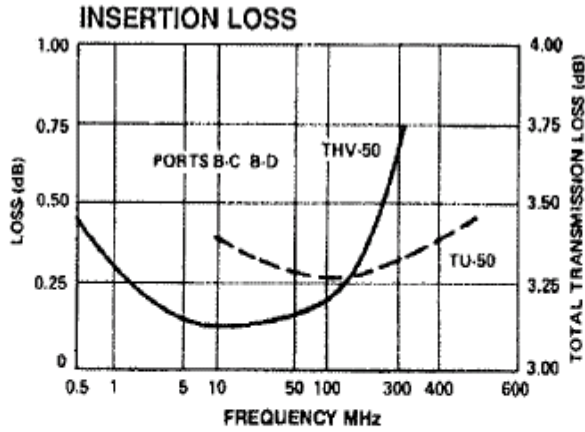
THV-50 / TU-50



Two-Way Power Dividers,
2 - 200 MHz and 20 - 400 MHz

Rev. V2

Typical Performance Curves



Ordering Information

Part Number	Package
THV-50 BNC	Connectorized
THV-50 N	Connectorized
THV-50 SMA	Connectorized
THV-50 TNC	Connectorized
TU-50 BNC	Connectorized
TU-50 TNC	Connectorized
TU-50 N	Connectorized
TU-50 SMA	Connectorized