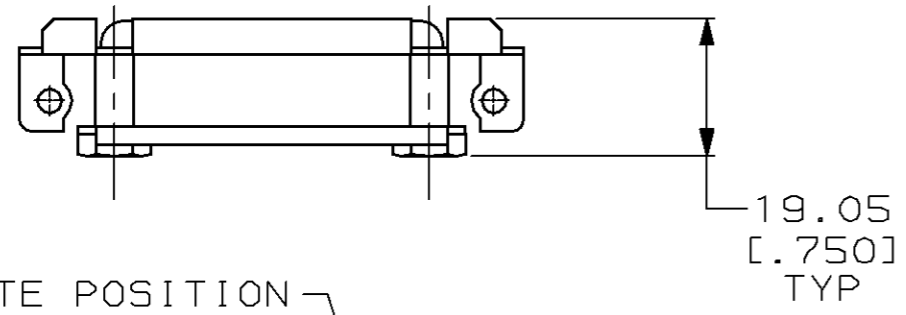
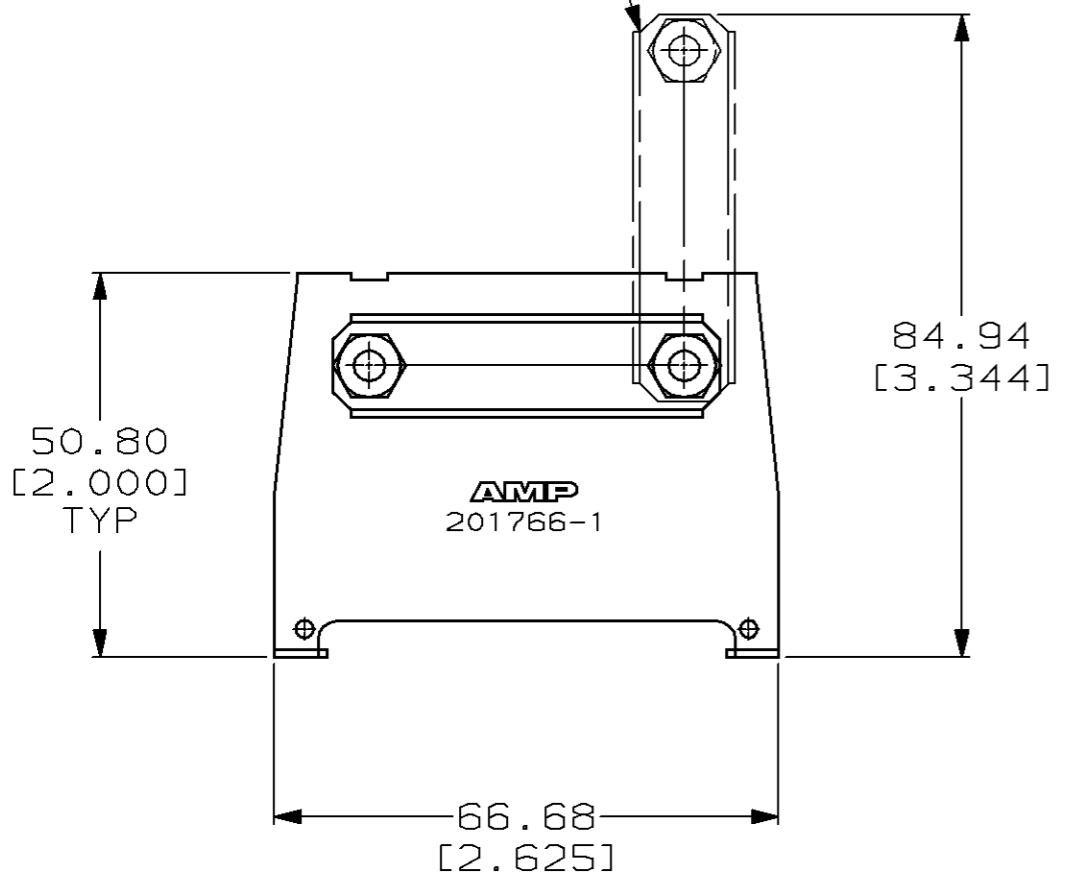


THIS DRAWING IS UNPUBLISHED. RELEASED FOR PUBLICATION ,19 .  
 © COPYRIGHT 19 BY AMP INCORPORATED. ALL RIGHTS RESERVED.

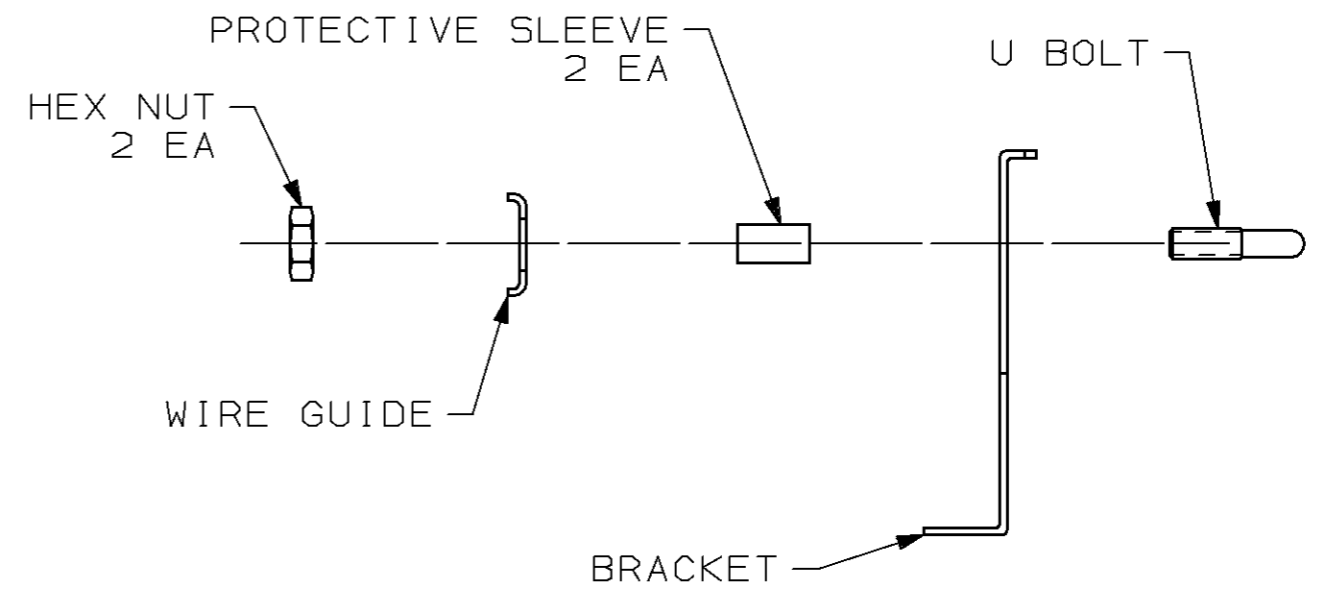
LOC	DIST	REVISIONS			
P	LTR	DESCRIPTION	DATE	DWN	APVD
BD	36				
		K REDRAWN PER EC 0020-1178-94	29 AUG 95	-	-



ALTERNATE POSITION OF U BOLT & WIRE GUIDE FOR 90° CABLE OUTLET



ASSEMBLED VIEW



- 1 U BOLT: STAINLESS STEEL PER ASTM-A-582.  
BRACKET: STAINLESS STEEL PER QQ-S-766.  
PROTECTIVE SLEEVE: POLYVINYL CHLORIDE.  
WIRE GUIDE & HEX NUT: CARBON STEEL.
- 2 U BOLT & BRACKET: PASSIVATED.  
WIRE GUIDE: 5.08µm [0.000200] MIN NICKEL PLATED.  
HEX NUT: ZINC PLATED PER ASTM-B-633.

201766-1  
PART NUMBER

THIS DRAWING IS A CONTROLLED DOCUMENT FOR AMP INCORPORATED. IT IS SUBJECT TO CHANGE AND THE CONTROLLING ENGINEERING ORGANIZATION SHOULD BE CONTACTED FOR THE LATEST REVISION.		DWN	29 AUG 95	<b>AMP</b> AMP Incorporated Harrisburg, PA 17105-3608												
DIMENSIONS: mm [INCHES]		CHK	30 AUG 95													
TOLERANCES UNLESS OTHERWISE SPECIFIED:		APVD	05 OCT 95													
<table border="1"> <tr><td>0 PLC</td><td>±-</td></tr> <tr><td>1 PLC</td><td>±-</td></tr> <tr><td>2 PLC</td><td>±0.38 [0.015]</td></tr> <tr><td>3 PLC</td><td>±-</td></tr> <tr><td>4 PLC</td><td>±-</td></tr> <tr><td>ANGLES</td><td>±-</td></tr> </table>		0 PLC	±-	1 PLC	±-	2 PLC	±0.38 [0.015]	3 PLC	±-	4 PLC	±-	ANGLES	±-	NAME	CLAMP KIT, UNASSEMBLED, 41 PLACE, STRAIN RELIEF, M SERIES	
0 PLC	±-															
1 PLC	±-															
2 PLC	±0.38 [0.015]															
3 PLC	±-															
4 PLC	±-															
ANGLES	±-															
MATERIAL 1		FINISH	2	SIZE	CAGE CODE	DRAWING NO										
		CUSTOMER DRAWING		A3	00779	C-201766										
				SCALE	SHEET	REV										
				1:1	1 OF 1	K										