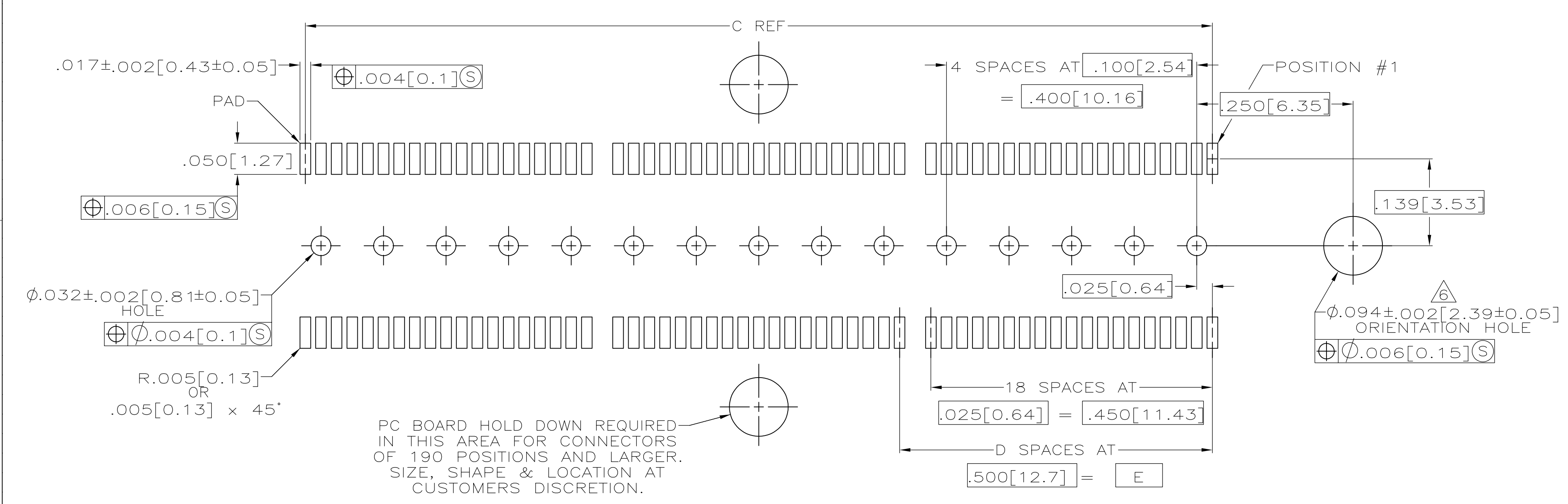
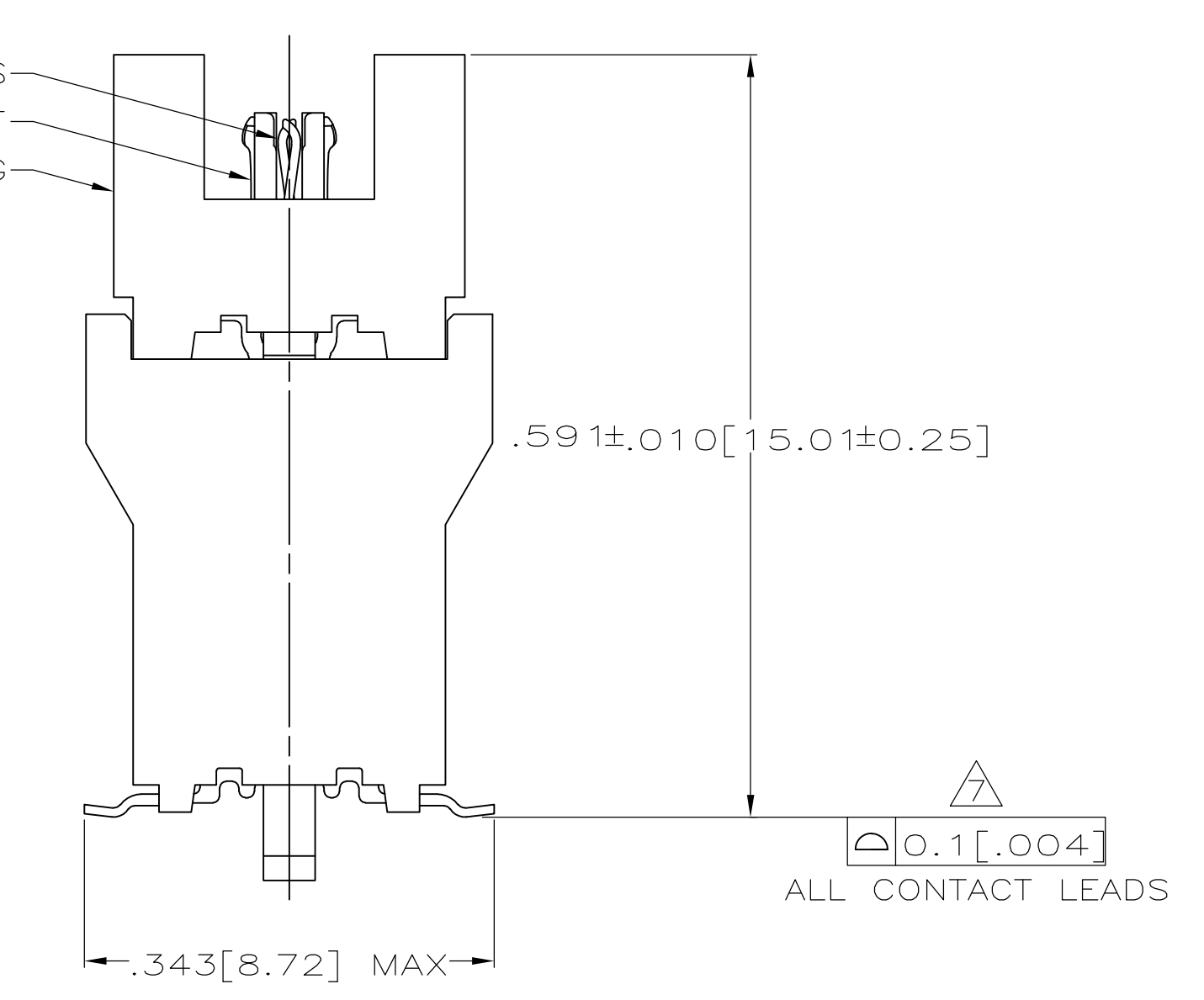
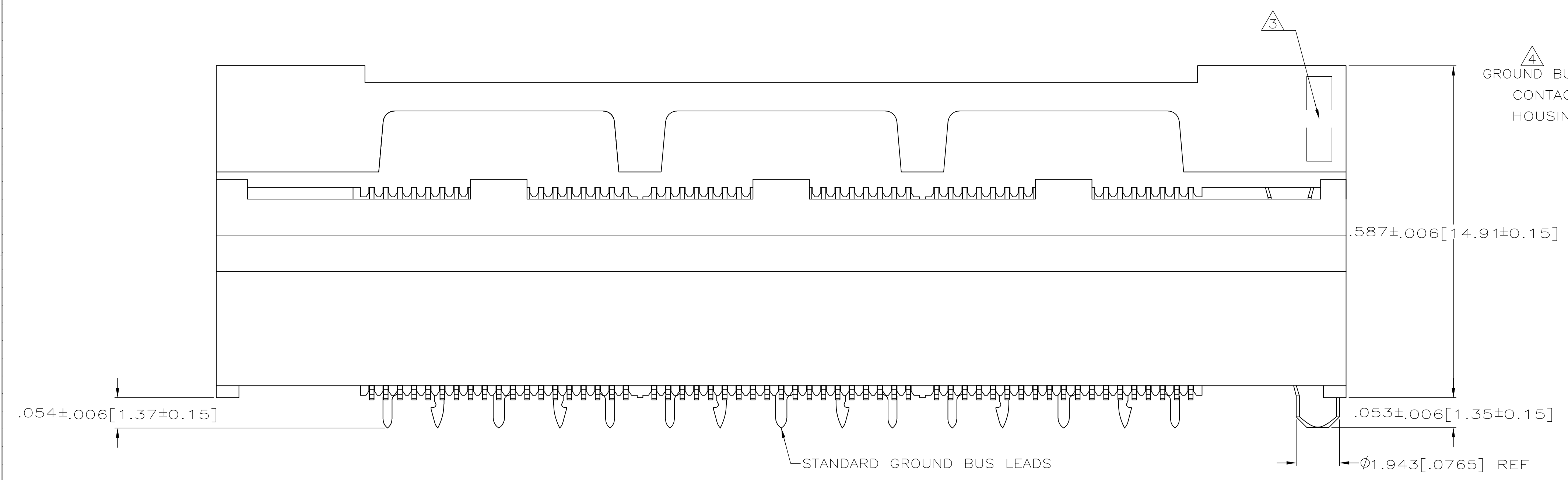


- ① HOUSING: LIQUID CRYSTAL POLYMER, COLOR BLACK.  
CONTACTS: HIGH RELIABILITY COPPER ALLOY.  
GROUND BUSES: PHOSPHOR BRONZE ALLOY, UNS C51100.
- ② CONTACTS & GROUND BUSES: NICKEL UNDERPLATE ALL OVER, MATING SURFACE PLATED TO MEET LEVEL 1 PERFORMANCE REQUIREMENTS OF TE PRODUCT SPECIFICATION 108-1422, SOLDER TAILS PLATED TIN-LEAD.
- ③ DATE CODE MARKED IN AREA INDICATED ON SIDE OPPOSITE POSITION #1.  
ONE GROUND BUS WITH 5 TAILS PER EACH MODULE.  
TOLERANCE NON-ACCUMULATIVE.
- ④ FOR SLIP-FIT APPLICATIONS, ORIENTATION HOLE TO BE  $\phi .079 \pm .001 [2.00 \pm 0.03]$ .
- ⑤ FOR CONNECTORS OF 190 POSITIONS AND LARGER, THE CONNECTORS INTEGRAL GROUND BUS RETENTION FEATURE COMPENSATES FOR INHERENT BOW IN THE HOUSING. ONCE THE CONNECTOR IS PLACED ON THE PCB, COPLANARITY IS HELD TO  $0.1 [0.04]$ .



3.000 [76.2]	6	3.450 [87.63]	3.900 [99.06]	4.000 [101.6]	266	767130-7
2.500 [63.5]	5	2.950 [74.93]	3.400 [86.36]	3.500 [88.9]	228	767130-6
2.000 [50.8]	4	2.450 [62.23]	2.900 [73.66]	3.000 [76.2]	190	767130-5
1.500 [38.1]	3	1.950 [49.53]	2.400 [60.96]	2.500 [63.5]	152	767130-4
1.000 [25.4]	2	1.450 [36.83]	1.900 [48.26]	2.000 [50.8]	114	767130-3
.500 [12.7]	1	.950 [24.13]	1.400 [35.56]	1.500 [38.1]	76	767130-2
.000 [0]	0	.450 [11.43]	.900 [22.86]	1.000 [25.4]	38	767130-1
E	D	C	B	A	NO OF POS	PART NUMBER

THIS DRAWING IS A CONTROLLED DOCUMENT.

DW	J.GERACE	2-17-00	Tyco Electronics Corporation Harrisburg, PA 17105-3608
CHK	S.STRICKLER	2-17-00	
APP'D	D.SUMMERS	2-17-00	
NAME	D.SUMMERS		
DIMENSIONS: INCHES	TOLERANCES UNLESS OTHERWISE SPECIFIED:		PRODUCT SPEC 108-1422 APPLICATION SPEC 114-11004 WEIGHT - CUSTOMER DRAWING
0 PL ± - 1 PL ± - 2 PL ± - 3 PL ± .005 [0.13] 4 PL ± - ANGLES ± - FINISH	0 PL ± - 1 PL ± - 2 PL ± - 3 PL ± .005 [0.13] 4 PL ± - ANGLES ± - FINISH		NAME RECEPTACLE ASSEMBLY, .355 [9.02] VERTICAL, .025 [0.64] CENTER LINE, MICTOR SIZE CAGE CODE DRAWING NO A1 00779 C=767130 RESTRICTED TO SCALE 8:1 SHEET 1 OF 1 REV C