



Part Number: D3C1020


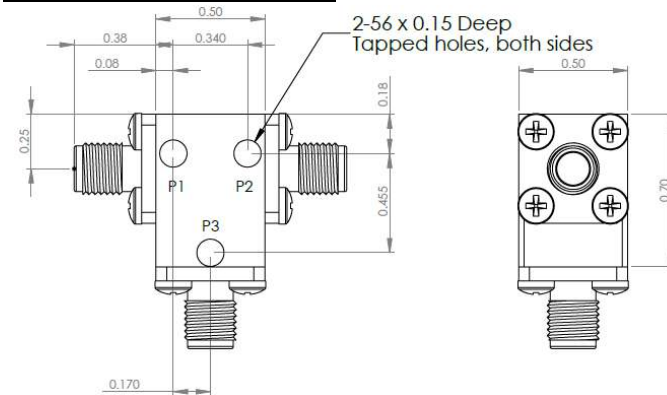
Electrical Specifications

Frequency Range (GHz):	10.0 – 20.0
Isolation (dB):	16 MIN
Insertion Loss (dB):	0.7 MAX
VSWR:	1.4:1 MIN
Forward Power (W):	5 AVG 30 PK

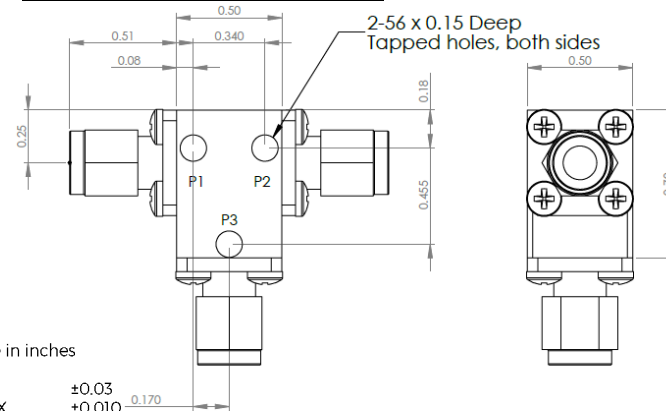
Mechanical/Environmental Specifications

Connector Type:	SMA
Connector Body:	Passivated stainless steel
Connector Pin:	Gold plated copper
Load Body:	Brass
Magnetic Shunt:	Nickel plated CRS
Operational Temp:	-20°C to +65°C
Weight (oz)	0.9 MAX

D3C1020 Dimensions



D3C1020-3 Dimensions



Dimensions are in inches
Tolerance

XX ±0.03
XXX ±0.010

Type of Device	PN Suffix	Connector Configuration Input / Output	PN Example
Single Junction Circulator 3-Port Device Port 1 / Port 2 / Port 3	No Dash	Female / Female / Female	D3C1020
	-1	Male / Female / Female	D3C1020-1
	-2	Female / Male / Female	D3C1020-2
	-3	Male / Male / Male	D3C1020-3
	-4	Female / Female / Male	D3C1020-4
	-5	Male / Female / Male	D3C1020-5
	-6	Male / Male / Female	D3C1020-6
	-7	Female / Male / Male	D3C1020-7



MEASURED DATA

Part Number: D3C1020, P1→P2, P3 Terminated with 50Ω, +25°C

