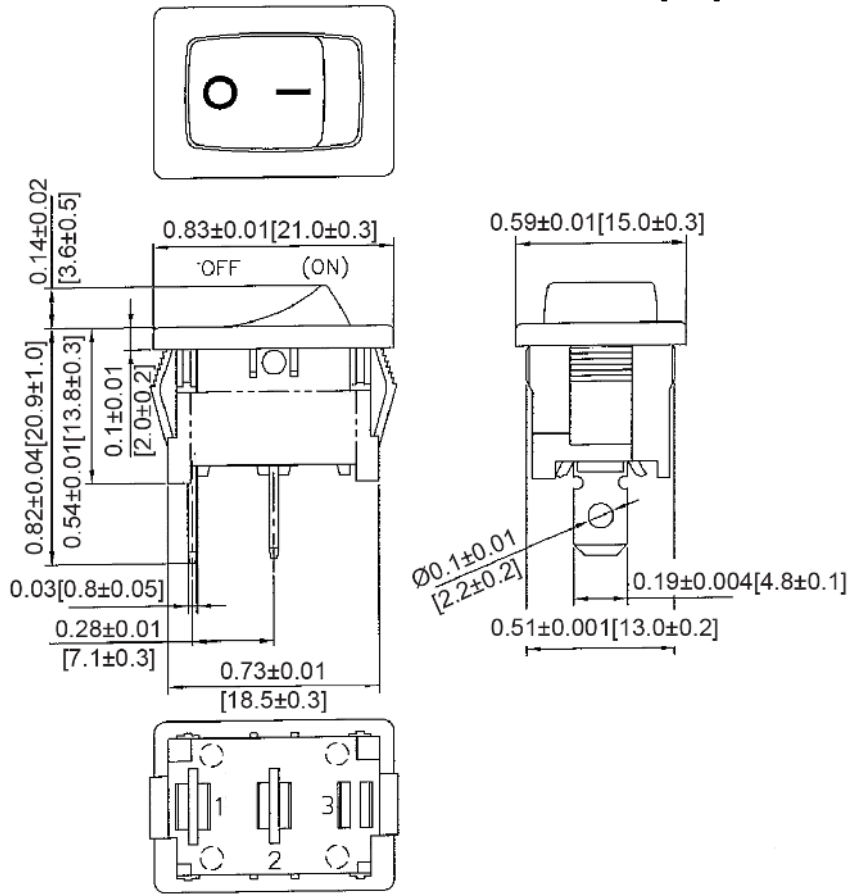
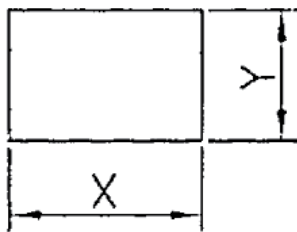


**Mechanical Dimensions: Inches [mm]**

Tolerances  $\pm 0.012$  [0.3] Unless Otherwise Specified



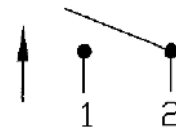
**Mounting Hole**



Thickness	X	Y
0.03~0.05 [0.75~1.25]	0.75 [19.2-0.1]	0.51 [13.0+0.1]
0.05~0.1 [1.25-2.0]	0.76 [19.4-0.1]	0.51 [13.0+0.1]
0.1~0.12 [2.0~3.0]	0.77 [19.8-0.1]	0.51 [13.0+0.1]

**Circuit Diagram**

2P SPST OFF-(ON)



**Electrical Specifications**

<b>Rating</b>	16A 125V AC 1/3HP, 10A 250V AC 1/2HP 16(4)A 125/250V AC
<b>Contact Resistance</b>	50m ohm Max
<b>Insulation Resistance</b>	DC 500V 100M ohm Min
<b>Dielectric Strength</b>	AC 1500V 1 minute
<b>Operation Temperature</b>	-25°C~85°C

**Material Specifications**

<b>Frame</b>	Black, Nylon 66
<b>Actuator</b>	Black, Nylon 66
<b>Printed</b>	White, hot stamping

Rev	Date of issue	Revision Notes	Designed	Approved
B	12-01-2021	Initial Drawing	RC	OF