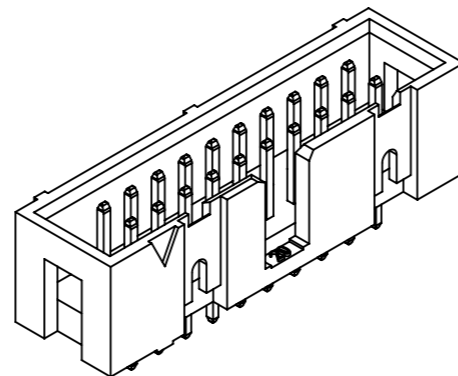
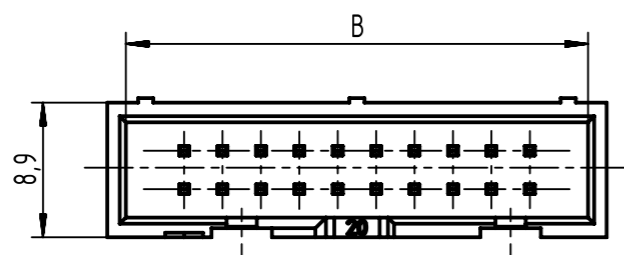
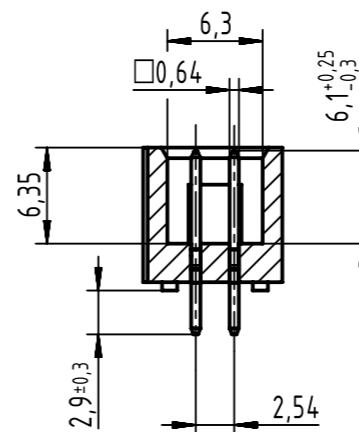


A-A



PCB layout
view component side
thickness 1.6

coding style table


	style A: for connectors 6-pole
	style B: for connectors from 10 to 14-pole
	style C: for connectors from 16 to 64-pole

further more information
see DS 09181100001

full range of P/N's and
dimensions shown on page 2/2

	All Dimensions in mm Original Size DIN A3	Scale 2:1	Free size tol. IEC 60603-13	Ref. Sub. TB 09185XXX324 / 500000068837 / 2014-05-16	
	All rights reserved Department EC PD - DE	Created by STORCK	Inspected by LEHNERT	Standardisation HOFFMANN	Date 2015-12-07
HARTING Electronics GmbH D-32339 Espelkamp		Title SEK 18 male low profile straight solder 2.9			Doc-Key / ECM-Nr. 100154466/UGD/008/A 50000094890
		Type TB	Number 09185XXX324		Rev. A Page 1/2

				performance level			dimensions			
				PL3	PL2	S4				
no. of contacts	part number	part number	part number	insulator colour	A max.	B	E			
06	09 18 506 7324	09 18 506 6324	09 18 506 5324	grey	15,4	12,78	2,54 x 2 = 5,08			
10	09 18 510 7324	09 18 510 6324	09 18 510 5324		20,5	17,86	2,54 x 4 = 10,16			
14	09 18 514 7324	09 18 514 6324	09 18 514 5324		25,6	22,94	2,54 x 6 = 15,24			
16	09 18 516 7324	09 18 516 6324	09 18 516 5324		28,1	25,48	2,54 x 7 = 17,78			
20	09 18 520 7324	09 18 520 6324	09 18 520 5324		33,2	30,56	2,54 x 9 = 22,86			
26	09 18 526 7324	09 18 526 6324	09 18 526 5324		40,8	38,18	2,54 x 12 = 30,48			
30	09 18 530 7324	09 18 530 6324	09 18 530 5324		45,9	43,26	2,54 x 14 = 35,56			
34	09 18 534 7324	09 18 534 6324	09 18 534 5324		51,0	48,34	2,54 x 16 = 40,64			
40	09 18 540 7324	09 18 540 6324	09 18 540 5324		58,6	55,96	2,54 x 19 = 48,26			
50	09 18 550 7324	09 18 550 6324	09 18 550 5324		71,5	68,66	2,54 x 24 = 60,96			
60	09 18 560 7324	09 18 560 6324	09 18 560 5324		84,2	81,36	2,54 x 29 = 73,66			
64	09 18 564 7324	09 18 564 6324	09 18 564 5324		89,3	86,44	2,54 x 31 = 78,74			
06	09 18 506 7324 001	09 18 506 6324 001	09 18 506 5324 001		black	15,4	12,78	2,54 x 2 = 5,08		
10	09 18 510 7324 001	09 18 510 6324 001	09 18 510 5324 001			20,5	17,86	2,54 x 4 = 10,16		
14	09 18 514 7324 001	09 18 514 6324 001	09 18 514 5324 001	25,6		22,94	2,54 x 6 = 15,24			
16	09 18 516 7324 001	09 18 516 6324 001	09 18 516 5324 001	28,1		25,48	2,54 x 7 = 17,78			
20	09 18 520 7324 001	09 18 520 6324 001	09 18 520 5324 001	33,2		30,56	2,54 x 9 = 22,86			
26	09 18 526 7324 001	09 18 526 6324 001	09 18 526 5324 001	40,8		38,18	2,54 x 12 = 30,48			
30	09 18 530 7324 001	09 18 530 6324 001	09 18 530 5324 001	45,9		43,26	2,54 x 14 = 35,56			
34	09 18 534 7324 001	09 18 534 6324 001	09 18 534 5324 001	51,0		48,34	2,54 x 16 = 40,64			
40	09 18 540 7324 001	09 18 540 6324 001	09 18 540 5324 001	58,6		55,96	2,54 x 19 = 48,26			
50	09 18 550 7324 001	09 18 550 6324 001	09 18 550 5324 001	71,5		68,66	2,54 x 24 = 60,96			
60	09 18 560 7324 001	09 18 560 6324 001	09 18 560 5324 001	84,2		81,36	2,54 x 29 = 73,66			
64	09 18 564 7324 001	09 18 564 6324 001	09 18 564 5324 001	89,3		86,44	2,54 x 31 = 78,74			

	All Dimensions in mm Original Size DIN A3	Scale 1:1	Free size tol.	Ref. Sub. TB 09185XXX324 / 50000068837 / 2014-05-16		
	All rights reserved Department EC PD - DE	Created by STORCK	Inspected by LEHNERT	Standardisation HOFFMANN	Date 2015-12-07	State Final Release
HARTING Electronics GmbH D-32339 Espelkamp		Title SEK 18 male low profile straight solder 2.9			Doc-Key / ECM-Nr. 100154466/UGD/008/A 50000094890	
		Type TB	Number 09185XXX324		Rev. A	Page 2/2