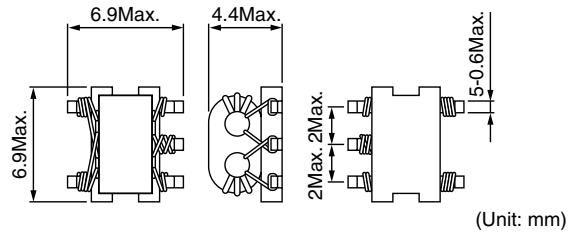
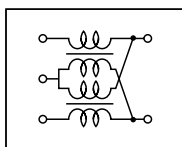
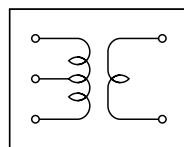
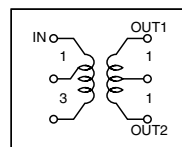
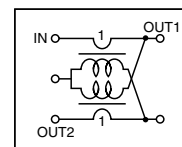


TYPE B5F: Surface Mount

Features

- Pair wire coil for high stability.
- Base pin terminal treated, allowing mounting 'as is' on a PCB.

STANDARD TRANSFORMERS SELECTION GUIDE
TYPE B5F

| TOKO Part Number | Number of Turns per Winding | | Operating Frequency Range | Insertion Loss | Pin Connection Fig. |
|------------------------------|-----------------------------|-----|---------------------------|--|---------------------|
| Double Balanced Mixer | | | | | |
| 458DB-1012 | 1 | | 50MHz~400MHz | 10dB max. | 1 |
| 458DB-1013 | 2 | | 10MHz~1.0GHz | 6dB max. | 1 |
| 458DB-1003 | 3 | | 8MHz~800MHz | 3.5dB max. | 1 |
| 458DB-1008 | 4 | | 6MHz~600MHz | 2.5dB max. | 1 |
| 458DB-1011 | 5 | | 5MHz~500MHz | 2dB max. | 1 |
| 458DB-1005 | 2 | | 400MHz~1.3GHz | 4dB max. | 1 |
| Frequency Mixer | | | | | |
| 458PT-1085 | Pri | Sec | — | 3dB max. | 2 |
| 458PT-1052 | 1x2 | 2 | 9MHz~350MHz | 3dB max. | 2 |
| 458PT-1024 | 3x2 | 3 | 3.5MHz~470MHz | 3dB max. | 2 |
| 458PT-1086 | 4x2 | 4 | 2.2MHz~400MHz | 3dB max. | 2 |
| 458PT-1087 | 5x2 | 5 | 1.5MHz~300MHz | 3dB max. | 2 |
| Distributor | | | | | |
| 458DS-1014 | | | 20MHz~600MHz | IN to OUT-1, 2 4.5dB max. OUT-1 to OUT-2 (ISOLATION) 10dB min. | 3 |
| Directional Coupler | | | | | |
| 458PS-1015 | 4 | | 6MHz~600MHz | IN to OUT-1 1.3dB max. IN to OUT-2 11dB~14dB | 4 |
| 458PS-1006 | 5 | | 6MHz~600MHz | IN to OUT-1 0.9dB max. IN to OUT-2 13dB~16dB | 4 |
| 458PS-1007 | 6 | | 6MHz~600MHz | IN to OUT-1 0.8dB max. IN to OUT-2 15dB~17dB | 4 |

Pin Connections

 Double balanced mixer
Fig. 1

 Transformer
Fig. 2

 Distributor
Fig. 3

 Directional coupler
Fig. 4