

DO NOT SCALE FROM THIS PRINT

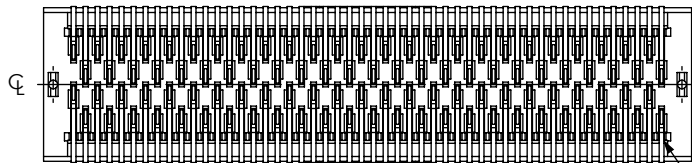
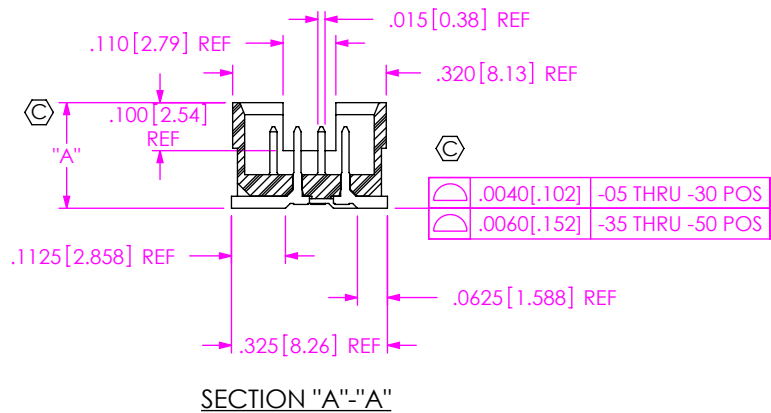
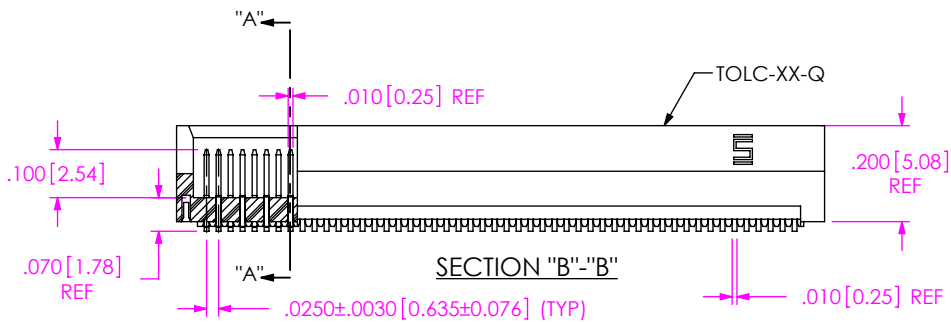
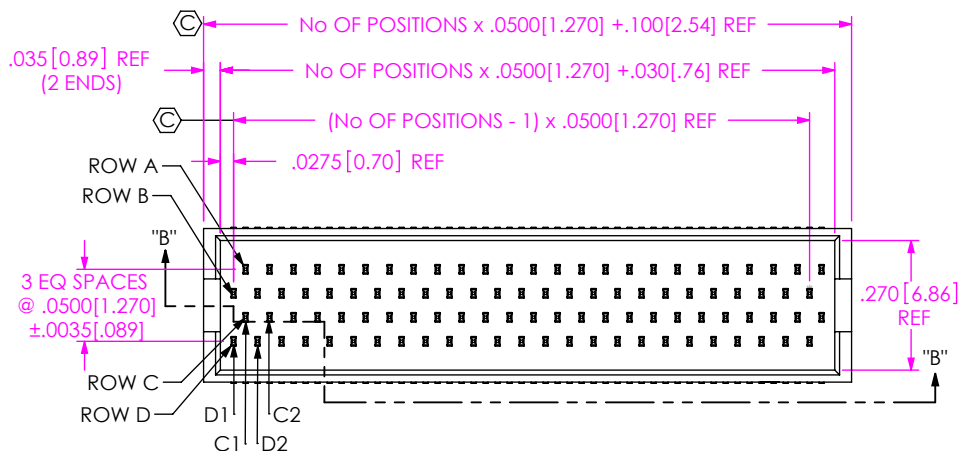


FIG 1

T-1M13-01-XXX-2 (SEE NOTE 6)

TOLC-1XX-XX-XXX-Q-XX-XX-XX

No OF POSITIONS  
-05, -10, -15, -20, -25  
-30, -35, -40, -45, -50  
(PER ROW)

LEAD STYLE  
(SEE TABLE 1)  
-02, -12, -22, -32

PLATING SPEC  
(VALUES GIVEN ARE IN MICRO-INCHES)  
-S: SELECTIVE, 30 Au / 50 Ni MIN ON CONTACT, 3 Au / 50 Ni MIN ON TAIL  
-L: LIGHT SELECTIVE, 10 Au / 50 Ni MIN ON CONTACT, 3 Au / 50 Ni MIN ON TAIL  
-F: FLASH GOLD, 3 Au / 50 Ni MIN ON CONTACT, 3 Au / 50 Ni MIN ON TAIL  
-STL: SELECTIVE, 30 Au / 100 Ni MIN ON CONTACT, 100-250 Sn-Pb / 50 Ni MIN ON TAIL (SEE NOTE 6)

ROW SPEC  
-Q: QUAD  
(USE TOLC-XX-Q)

PACKAGING  
BLANK: TUBE (SEE NOTE 2)  
-TR: TAPE & REEL (SEE NOTE 7 & 8)  
-FR: FULL REEL QTY TAPE & REEL (SEE NOTE 7 & 8)

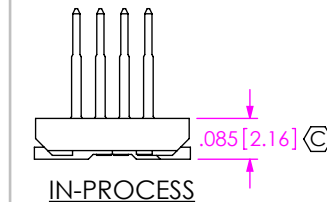
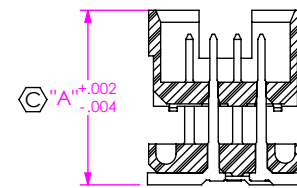
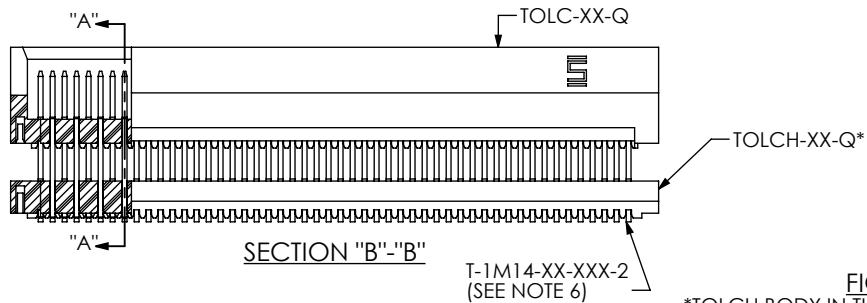
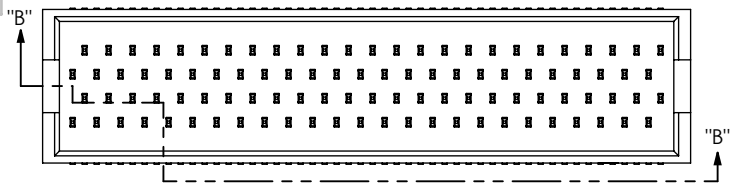
PICK & PLACE OPTION  
-P: PICK & PLACE PAD (EXISTING CUSTOMER SUPPORT ONLY) (USE ASP-90590-01-S)  
-PL: PLASTIC PICK & PLACE PAD (USE ASP-90590-01-S)  
-K: POLYIMIDE FILM PAD (USE K-DOT-.354-.469-.005)

OPTIONS  
-LC: LOCKING CLIP (SEE NOTE 5) (USE LC-09-TM) (NOT AVAILABLE WITH -A)  
-A: ALIGNMENT PIN (USE TOLC-XX-Q-A FOR STYLE -02 AND TOLCH-XX-Q-A FOR STYLES -12, -22 & -32) (NOT AVAILABLE WITH -LC)

- NOTES:
1. MINIMUM PUSHOUT FORCE: 6 OZ.
  2. PARTS TO BE PACKAGED IN TUBES.
  3. -S PLATING CAN BE SUBSTITUTED FOR -L AND -F PLATING STYLES.
  4. © REPRESENTS A CRITICAL DIMENSION.
  5. DUE TO THE HIGH AMOUNT OF INSERTION FORCE NEEDED, THE -LC OPTION IS NOT COMPATIBLE WITH AUTO PLACEMENT. SAMTEC RECOMMENDS MANUAL PLACEMENT FOR ALL ASSEMBLIES WITH THE -LC OPTION.
  6. FOR -STL PLATING:  
- USE SUB-T-1M13-01-STL-2 FOR -02 LEAD STYLE.  
- USE T-1M14-0X-STL-2 FOR -12, -22, -32 LEAD STYLES.
  7. ORDERS WILL BE PACKAGED ACCORDING TO THE SAMTEC PACKAGING EFFICIENCY STANDARDS (SPES) FOUND ON WWW.SAMTEC.COM.
  8. ATTACH LABEL TO EACH REEL.

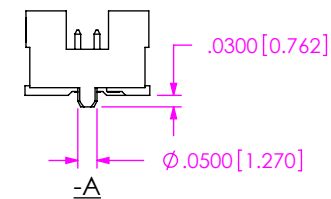
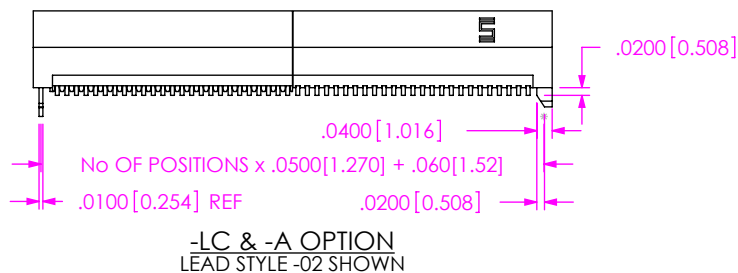
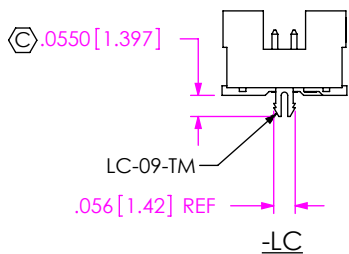
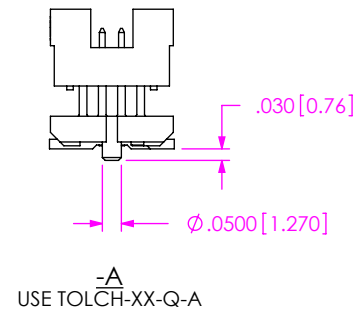
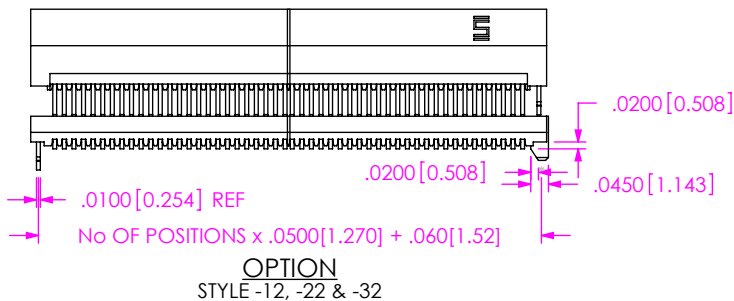
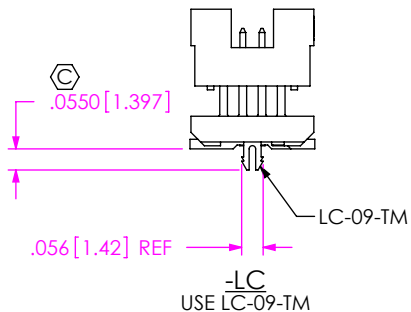
LEAD STYLE	"A"	USE TERMINAL	SEE FIG	BOARD SPACE WHEN MATED WITH SOLC
-02	.2200[5.588]	T-1M13-01-XXX-2	1	.2500[6.350]
-12	.2850[7.239]	T-1M14-02-XXX-2	2	.3150[8.000]
-22	.3637[9.238]	T-1M14-03-XXX-2	2	.3937[10.000]
-32	.4424[11.237]	T-1M14-04-XXX-2	2	.4724[12.000]

<p>UNLESS OTHERWISE SPECIFIED, DIMENSIONS ARE IN INCHES. TOLERANCES ARE:</p> <p>DECIMALS      ANGLES</p> <p>.XX: ±.01[0.3]      ±5°</p> <p>.XXX: ±.005[0.13]</p> <p>.XXXX: ±.0020[0.051]</p>	<p>PROPRIETARY NOTE</p> <p>THIS DOCUMENT CONTAINS CONFIDENTIAL AND PROPRIETARY INFORMATION AND ALL DESIGN, MANUFACTURING, REPRODUCTION, USE, PATENT RIGHTS AND SALES RIGHTS ARE EXPRESSLY RESERVED BY SAMTEC, INC. THIS DOCUMENT SHALL NOT BE DISCLOSED, IN WHOLE OR PART, TO ANY UNAUTHORIZED PERSON OR ENTITY NOR REPRODUCED, TRANSFERRED OR INCORPORATED IN ANY OTHER PROJECT IN ANY MANNER WITHOUT THE EXPRESS WRITTEN CONSENT OF SAMTEC, INC.</p>	<p>520 PARK EAST BLVD, NEW ALBANY, IN 47150 PHONE: 812-944-6733    FAX: 812-948-5047 e-Mail: info@SAMTEC.com    code 55322</p>



	.0040[.102]	-05 THRU -30 POS
	.0060[.152]	-35 THRU -50 POS

FIG 2  
\*TOLCH BODY IN THIS DESIGN REFLECTS ALTERNATE STANDOFF DESIGN



**PROPRIETARY NOTE**  
THIS DOCUMENT CONTAINS CONFIDENTIAL AND PROPRIETARY INFORMATION AND ALL DESIGN, MANUFACTURING, REPRODUCTION, USE, PATENT RIGHTS AND SALES RIGHTS ARE EXPRESSLY RESERVED BY SAMTEC, INC. THIS DOCUMENT SHALL NOT BE DISCLOSED, IN WHOLE OR PART, TO ANY UNAUTHORIZED PERSON OR ENTITY NOR REPRODUCED, TRANSFERRED OR INCORPORATED IN ANY OTHER PROJECT IN ANY MANNER WITHOUT THE EXPRESS WRITTEN CONSENT OF SAMTEC, INC.



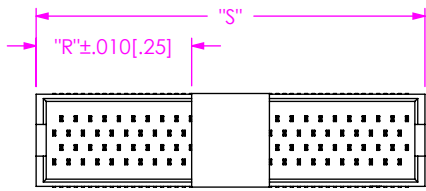
520 PARK EAST BLVD. NEW ALBANY, IN 47150  
PHONE: 812-944-6733 FAX: 812-948-5047  
e-Mail info@SAMTEC.com code 55322

SHEET SCALE: 1:0.4

DESCRIPTION:  
QUAD ROW STAGGERED SMT TERMINAL ASM  
DWG. NO.

TOLC-1XX-XX-XXX-Q-XX-XX-XX

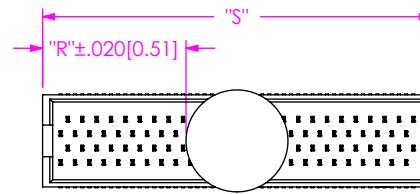
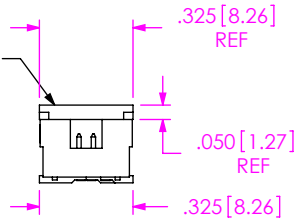
BY: D PURVIS 03/18/1996 SHEET 2 OF 3



"S" = (# OF POS x .050[1.27]) + .100[2.54]  
 "R" = (S/2) - .135[3.429]

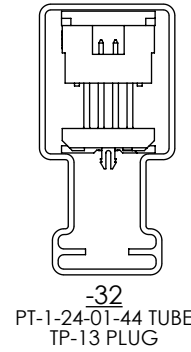
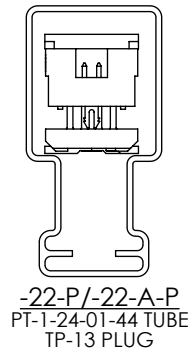
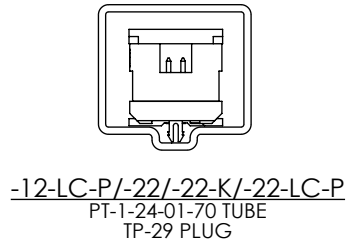
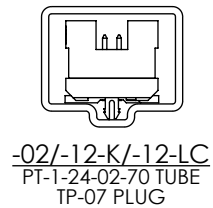
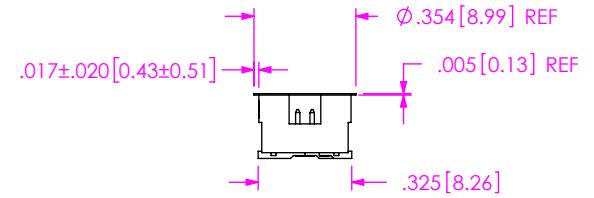
-P & -PL OPTION  
 PICK & PLACE PAD

ASP-90590-01-S



"S" = (# OF POS x .050[1.27]) + .100[2.54]  
 "R" = (S/2) - (.354[9.00]/2)

-K OPTION  
 PICK & PLACE PAD



PACKAGING VIEWS

TABLE 2			
LEAD STYLE	OPTIONS	PACKAGING TUBE	PLUG
-02	ALL	PT-1-24-02-70	TP-07
-12	-LC-P	PT-1-24-01-70	TP-29
-12	NONE, -K, -A, -LC	PT-1-24-02-70	TP-07
-22	-P, -A-P	PT-1-24-01-44	TP-13
-22	NONE, -K, -A, -LC	PT-1-24-01-70	TP-29
-32	ALL	PT-1-24-01-44	TP-13

**PROPRIETARY NOTE**  
 THIS DOCUMENT CONTAINS CONFIDENTIAL AND PROPRIETARY INFORMATION AND ALL DESIGN, MANUFACTURING, REPRODUCTION, USE, PATENT RIGHTS AND SALES RIGHTS ARE EXPRESSLY RESERVED BY SAMTEC, INC. THIS DOCUMENT SHALL NOT BE DISCLOSED, IN WHOLE OR PART, TO ANY UNAUTHORIZED PERSON OR ENTITY NOR REPRODUCED, TRANSFERRED OR INCORPORATED IN ANY OTHER PROJECT IN ANY MANNER WITHOUT THE EXPRESS WRITTEN CONSENT OF SAMTEC, INC.



520 PARK EAST BLVD., NEW ALBANY, IN 47150  
 PHONE: 812-944-6733 FAX: 812-948-5047  
 e-Mail info@SAMTEC.com code 55322

SHEET SCALE: 1:0.4

DESCRIPTION:  
 QUAD ROW STAGGERED SMT TERMINAL ASM  
 DWG. NO.

TOLC-1XX-XX-XXX-Q-XX-XX-XX

BY: D PURVIS 03/18/1996 SHEET 3 OF 3