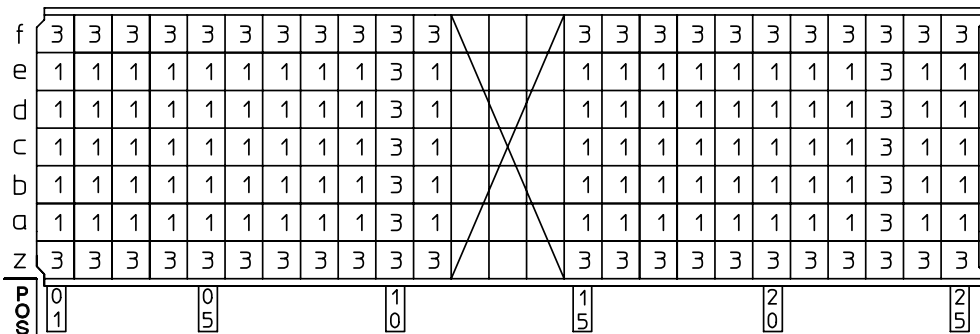


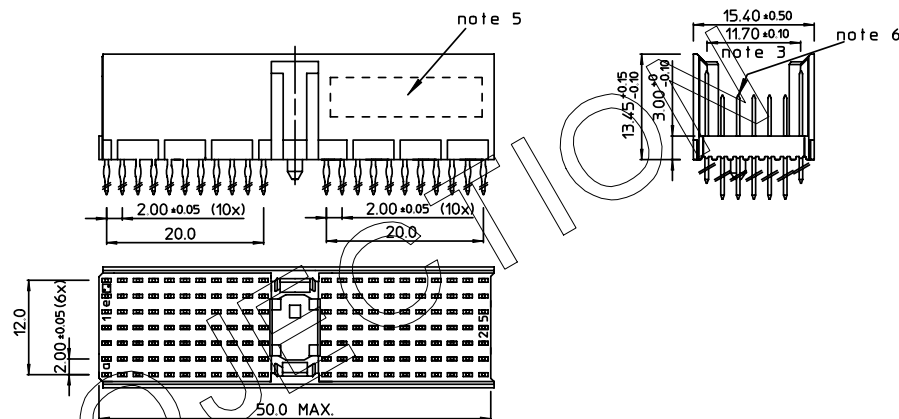
GEN. ST.	01	02	03	04	05	06	07	08	0D	50	60	70	80	90																	
INT. ST.	10	11	12	13	14	18	20	31	32	33	34	38	39	40	42	43	44	45	46	48	58	70	72	73	75	76	81	82	83	84	88

REV.	DATE	DESCRIPTION	BY	C'K'D'
A	2001-09-14	CONVERSION REVISION 02	KN	
B	2002-05-28	EC B20086	HF	
C	2005-10-29	105-0209	VIVEK	BKP
D	2006-07-10	106-0097	VIVEK	BKP

LOADING PATTERN MATING SIDE

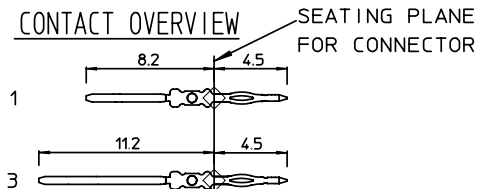


LOADED CONNECTOR ASSEMBLY (FOR EXAMPLE)

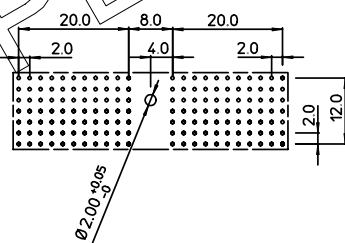


SHEET NR. : 624

CONTACT OVERVIEW



LAY-OUT P.C.B.-HOLE



LEAD FREE INDICATOR : LF = LEAD FREE (DIGIT 15 & 16)

HM2P07PCU1P1

PLATING CODE (DIGIT 13 AND 14) (REF DWG No. BS,C ,201844.003)

NOTES:

- 1. THIS PRODUCT IS CSA APPROVED.
- 2. THIS PRODUCT IS UL RECOGNIZED.
- 3. MEASURED AT THE BOTTOM.
- 4. MATERIAL CONTACT: PHOSPHORBRONZE HOUSING: CREAM WHITE GLASSILLED POLYESTER UL-94V0
- 5. CONNECTOR PRINTED WITH P/N AND DATE CODE.
- 6. FOR ACTUAL CONTACT LOADINGS, SEE LOADING PATTERN MATING SIDE.
- 7. SHAPE OF CONNECTOR HOUSING CAN ALTER DEPENDING ON PRODUCTION LOCATION.
- 8. THE PRODUCT (LF) MEETS EUROPEAN UNION DIRECTIVES AND OTHER COUNTRY REGULATIONS AS DESCRIBED IN GS-22-008
- 9. FOR RECOMMENDED PTH DIMENSIONS REFER DRAWING : BS,A ,201572.001

EUROPEAN PATENT

1DEC ±0,2 2DEC ±0,1 ANGLES ± 1°	APPR.	DATE	SIGN.
	DRAFT	1998-05-14	M.Frel
	CHECKED		
	PR. ENG. MGR.		
ALL DIMENSIONS IN MM	PR. MGT. MGR.		

LOADING PATTERN OVERVIEW	
CAT. No. HM2P07PCU1P1----	SCALE
	www.fciconnect.com
BS,C ,201843,520	D
DRAWING No.	CUSTOMER DRAWING REVISION

REFERENCES



THIS IS OUR EXCLUSIVE PROPERTY. IT IS NOT TO BE COPIED, REPRINTED OR DISCLOSED TO A THIRD PARTY. NOR USED FOR MANUFACTURING WITHOUT OUR WRITTEN CONSENT. AND HAS TO BE RETURNED TO US IN CASE OF NO USAGE

DIT IS ONZE EIGENDOM EN MAG HOCH NAGEMAKT. HERDRUKT, OVERGEMAKT AAN DEREN, HOCH VOOR FABRIKATIE GEBRUIKT WORDEN, ZONDER ONZE SCHRIFTELIJKE TOELATING, BIJ NIET GEBRUIK IS TERUGZENDING VERPLICHT.