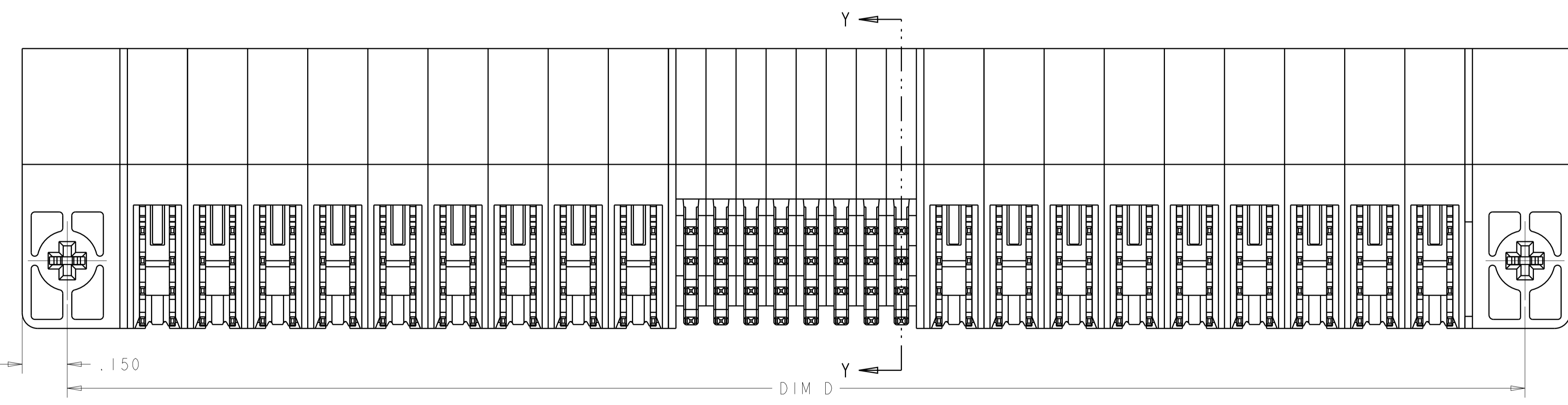
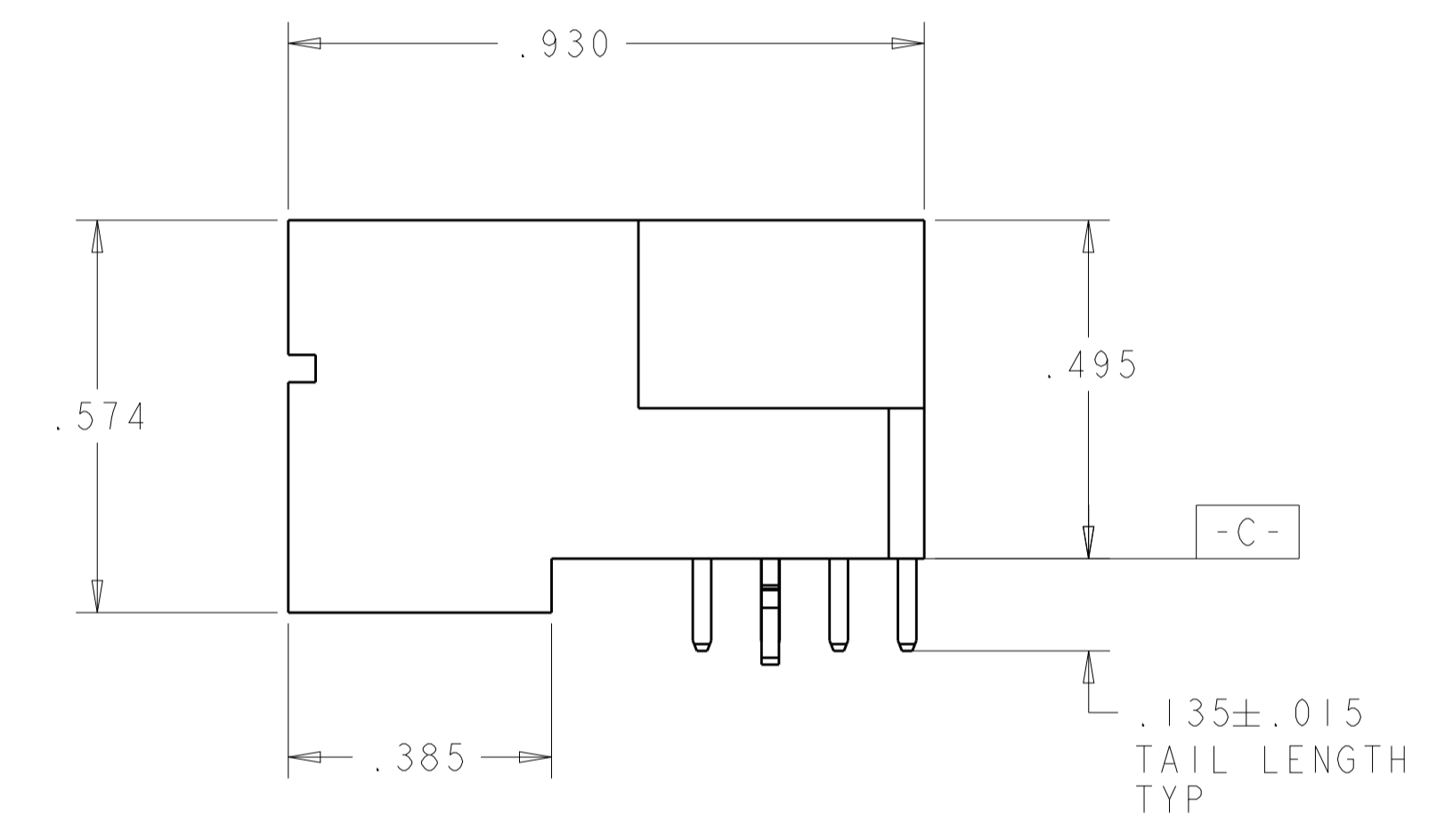
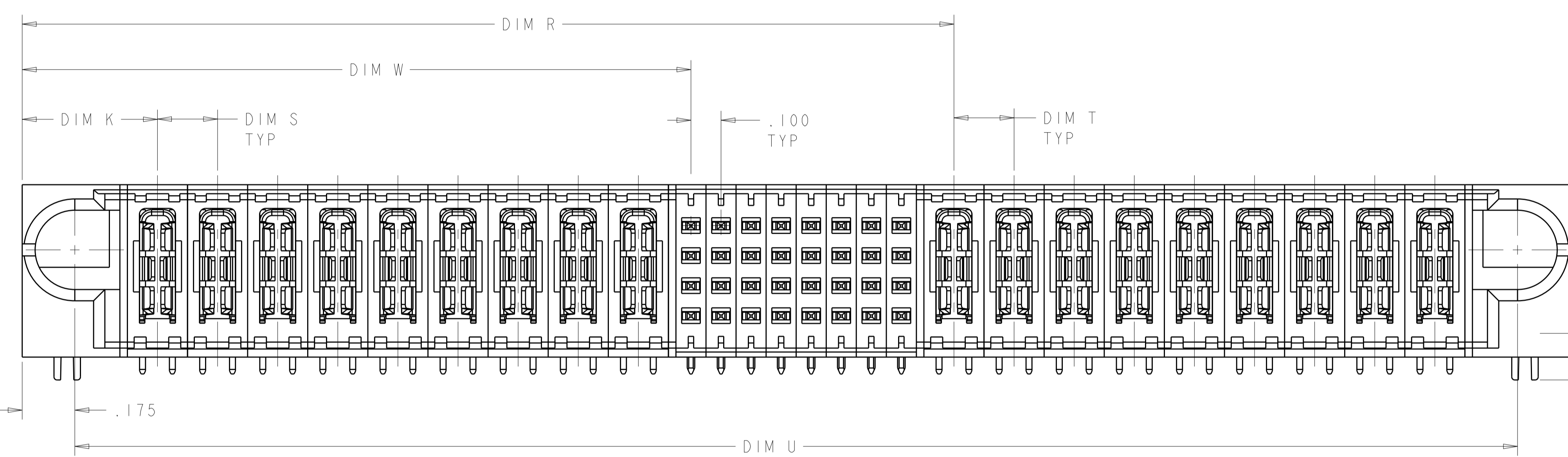
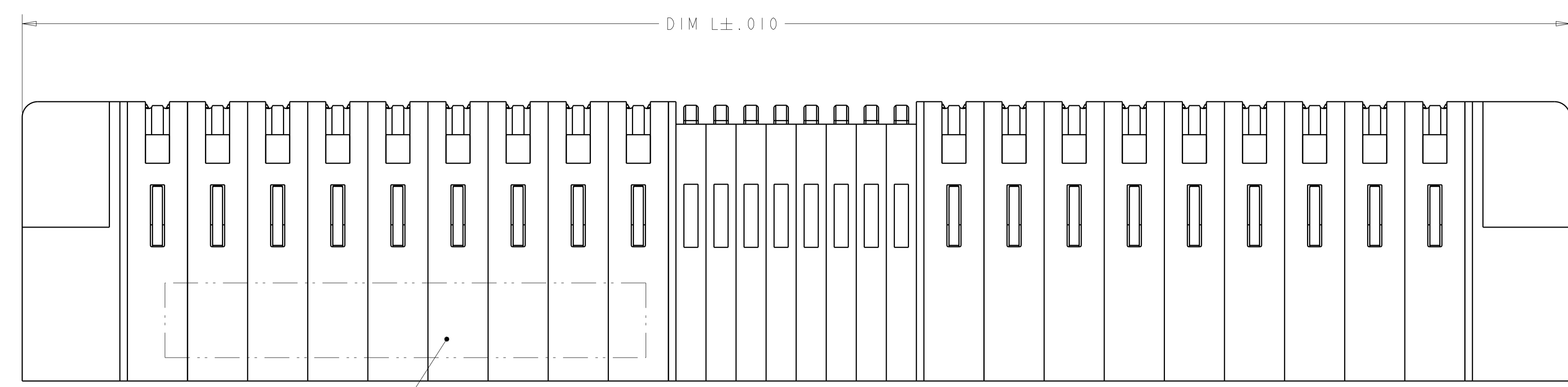
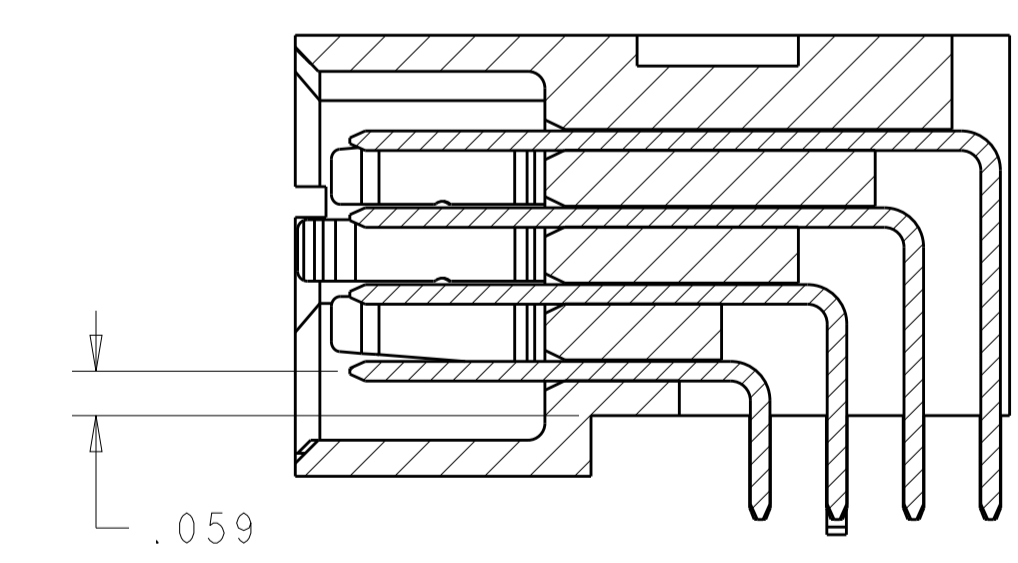


LOC		DIST		REVISIONS			
ES	00	P	LTM	DESCRIPTION	DATE	DWN	APVD
		F3		REV PER ECR-13-004638	20MAR2013	ML	SZ



.320 2 PLC



SECTION Y-Y

THIS DRAWING IS A CONTROLLED DOCUMENT. DWN: CECILY.ZHOU 6AUG2006  
 CHK: S.ZHAO 16AUG2006

**STE** TE Connectivity

RIGHT ANGLE HEADER ASSEMBLY  
 W/GUIDES AND HOT PLUG CONTACTS  
 MULTI-BEAM XL

DIMENSIONS: INCHES	TOLERANCES UNLESS OTHERWISE SPECIFIED:	APVD: S. YAO	NAME: S. YAO
0 PLC ±.01	1 PLC ±.01	PRODUCT SPEC: 108-1973	SIZE: A1
2 PLC ±.01	3 PLC ±.005	APPLICATION SPEC: 114-13038	CAGE CODE: 1892100
4 PLC ±.0020	ANGLES ±.7°	WEIGHT: -	RESTRICTED TO: -

MATERIAL: FINISH:

Customer Drawing SCALE: 4:1 SHEET 1 OF 4 REV: F3

LOC	DIST	REVISIONS					
		P	LTN	DESCRIPTION	DATE	DMN	APVD
ES	00	-	-	SEE SHEET 1	-	-	-

- △ PART NUMBER, AND DATE CODE MARKED IN AREA SHOWN.
- △ MATERIAL:  
 HOUSING - GLASS FILLED HIGH TEMP THERMO PLASTIC, UL94 V-0  
 SIGNAL CONTACT - COPPER ALLOY  
 POWER CONTACT - HIGH CONDUCTIVITY COPPER ALLOY
- △ CONTACT PLATING: NOBLE METAL PLATING ON CONTACT FUNCTIONAL AREA OF POWER AND SIGNAL CONTACTS.
- △ MECHANICAL CONNECTOR KEEP OUT ZONE.
- △ DATUM AND BASIC DIMENSIONS ESTABLISHED BY CUSTOMER.
- △ PCB - ALL HOLE DIAMETERS ARE FINISHED HOLE SIZES.
- △ PCB - .0453±.0010 DRILLED HOLES PLATED WITH .0003 MIN Sn OVER .001 TO .003 Cu PLATING TO ACHIEVE A .040 HOLE.
- △ NOT RELEASED FOR PRODUCTION.

D	SIGNAL CONTACT, MLBF	E
C	SIGNAL CONTACT, MLBF	F
B	SIGNAL CONTACT, MLBF	G
A	SIGNAL CONTACT, MLBF	H
D	SIGNAL CONTACT, STD	J
C	SIGNAL CONTACT, STD	K
B	SIGNAL CONTACT, STD	N
A	SIGNAL CONTACT, STD	S
-	STD HOT PLUG POWER CONTACT	TM
ROW	DESCRIPTION	CODE

2.200	.250	.250	2.250	1.350	.875	2.550	.450	2P + 16S + 4P	1892100-5
2.500	.250	.250	2.550	2.150	1.425	2.850	.450	4P + 24S + 2P	1892100-4
3.900	.250	.250	3.950	2.550	1.875	4.250	.450	6P + 24S + 6P	1892100-3
4.000	.200	.200	4.050	2.700	1.825	4.350	.450	7HDP + 32S + 7HDP	1892100-2
4.800	.200	.200	4.850	3.100	2.225	5.150	.450	9HDP + 32S + 9HDP	1892100-1
DIM U	DIM T	DIM S	DIM D	DIM R	DIM W	DIM L	DIM K	DESCRIPTION	PART NUMBER

THIS DRAWING IS A CONTROLLED DOCUMENT. DWN: CECILY.ZHOU 16AUG2006  
 CHK: S.ZHAO 16AUG2006

**TE** TE Connectivity

NAME: RIGHT ANGLE HEADER ASSEMBLY W/GUIDES AND HOT PLUG CONTACTS MULTI-BEAM XL

PRODUCT SPEC: 108-1973  
 APPLICATION SPEC: 114-13038

SIZE: A1 CAGE CODE: 1892100 DRAWING NO: 100779

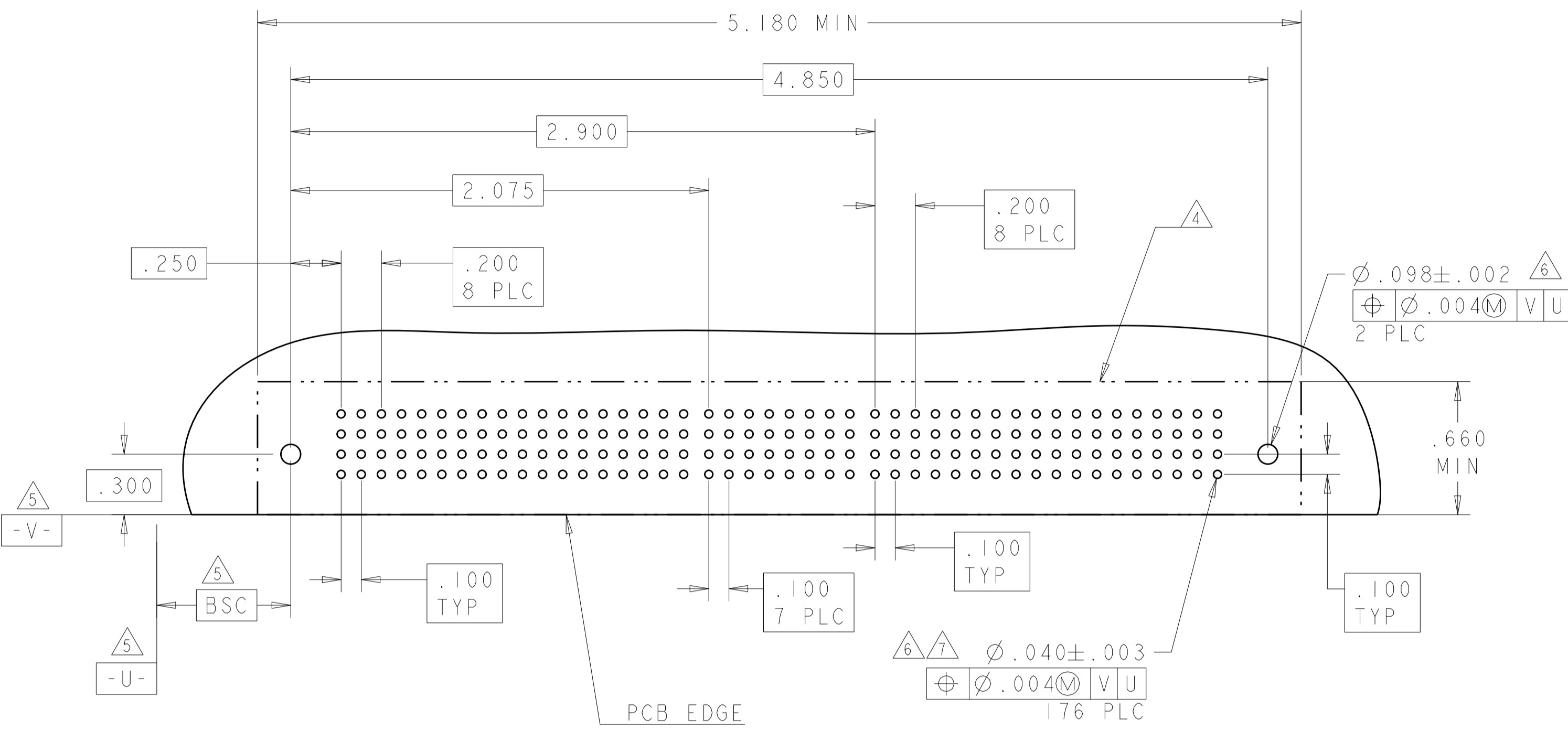
RESTRICTED TO: -

MATERIAL: - FINISH: - WEIGHT: -

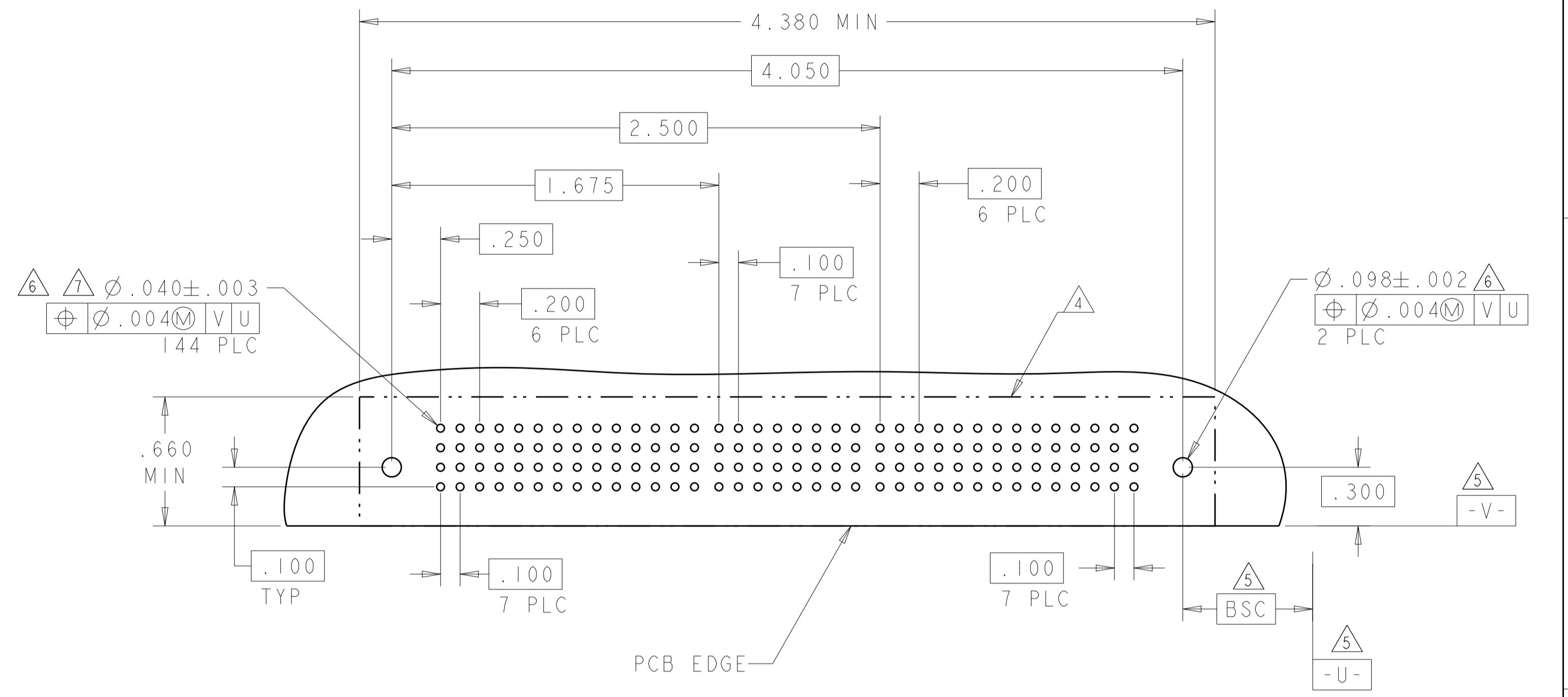
Customer Drawing SCALE: 4:1 SHEET: 2 OF 4 REV: F3

REVISONS		DATE	OWN	APVD
ES	00			
DESCRIPTION				
SEE SHEET 1				

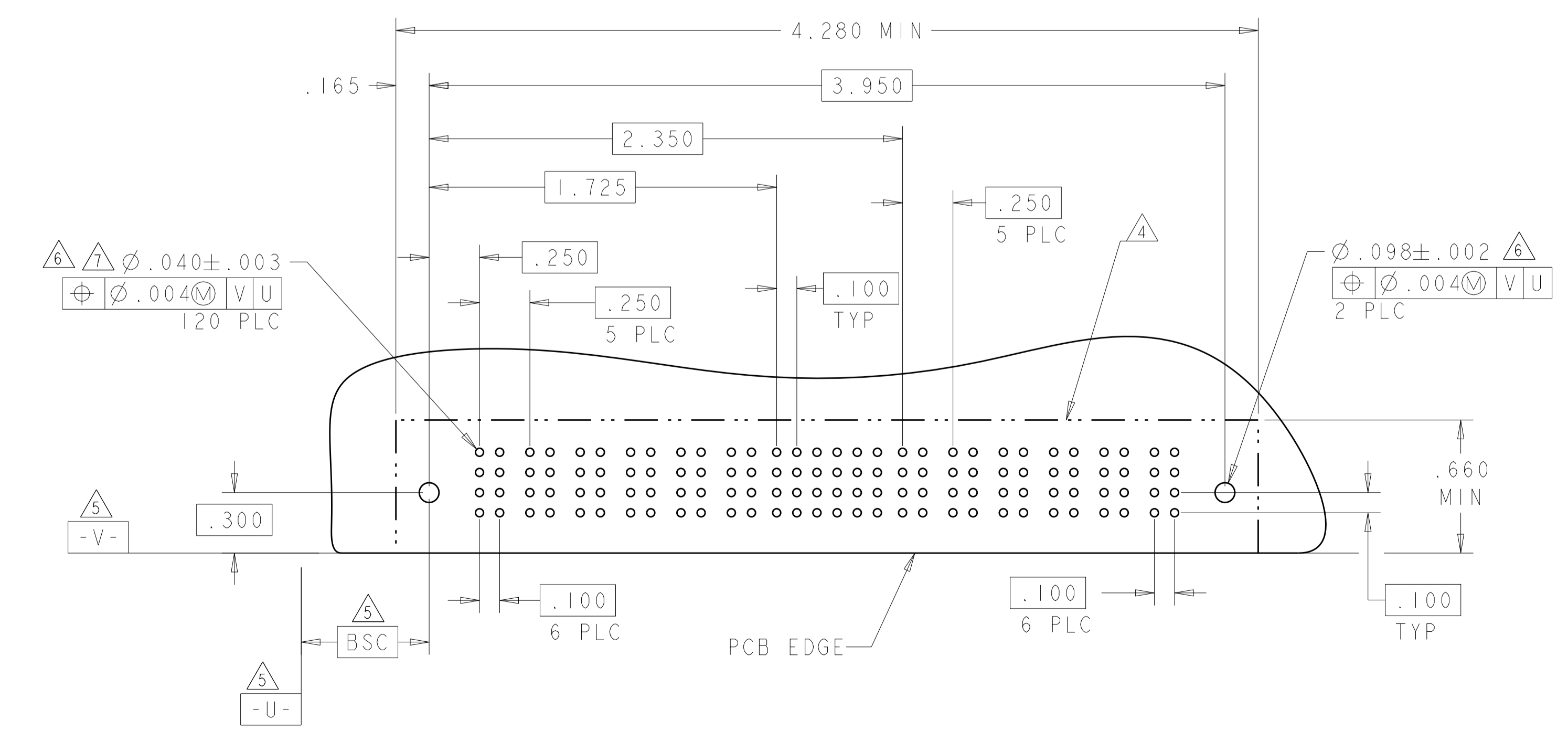
PART NUMBER	ROWS	POWER								SIGNAL								POWER								
		P1	P2	P3	P4	P5	P6	P7	P8	P9	1	2	3	4	5	6	7	8	P10	P11	P12	P13	P14	P15	P16	P17
1892100-1	D C B A	TM	TM	TM	TM	TM	TM	TM	TM	J	J	J	J	J	J	J	J	TM	TM	TM	TM	TM	TM	TM	TM	TM
		9HDP + 32S + 9HDP																								



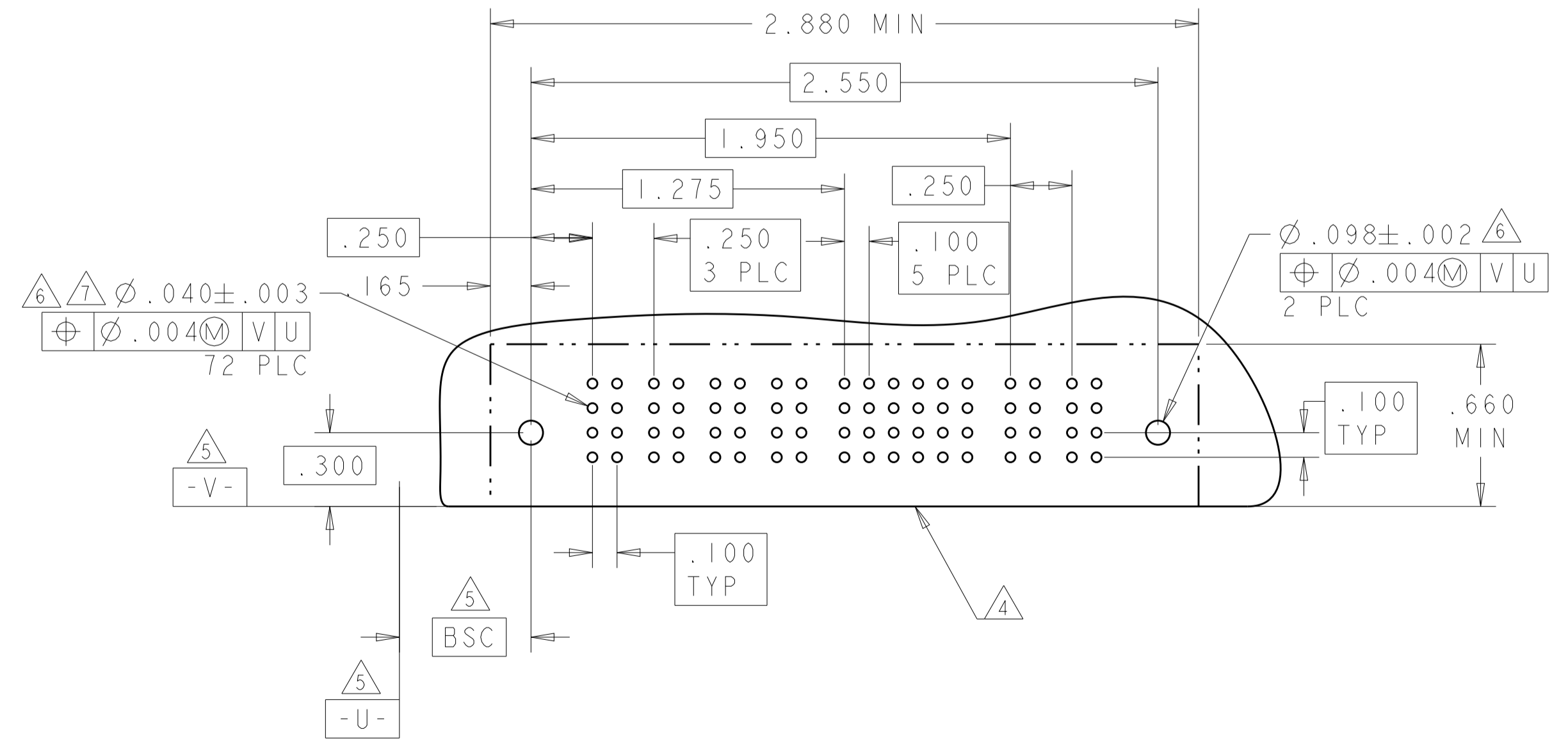
PART NUMBER	ROWS	POWER							SIGNAL								POWER						
		P1	P2	P3	P4	P5	P6	P7	1	2	3	4	5	6	7	8	P8	P9	P10	P11	P12	P13	P14
1892100-2	D C B A	TM	TM	TM	TM	TM	TM	TM	J	J	J	J	J	J	J	J	TM	TM	TM	TM	TM	TM	TM
		9HDP + 32S + 9HDP																					



PART NUMBER	ROWS	POWER						SIGNAL						POWER								
		P1	P2	P3	P4	P5	P6	1	2	3	4	5	6	7	8	9	10	11	12			
1892100-3	D C B A	TM	TM	TM	TM	TM	TM	J	J	J	J	J	J	J	J	TM	TM	TM	TM	TM	TM	TM
		6P + 24S + 6P																				



PART NUMBER	ROWS	POWER				SIGNAL						POWER			
		P1	P2	P3	P4	1	2	3	4	5	6	P5	P6		
1892100-4	D C B A	TM	TM	TM	TM	J	J	J	J	J	J	J	J	TM	TM
		4P + 24S + 2P													



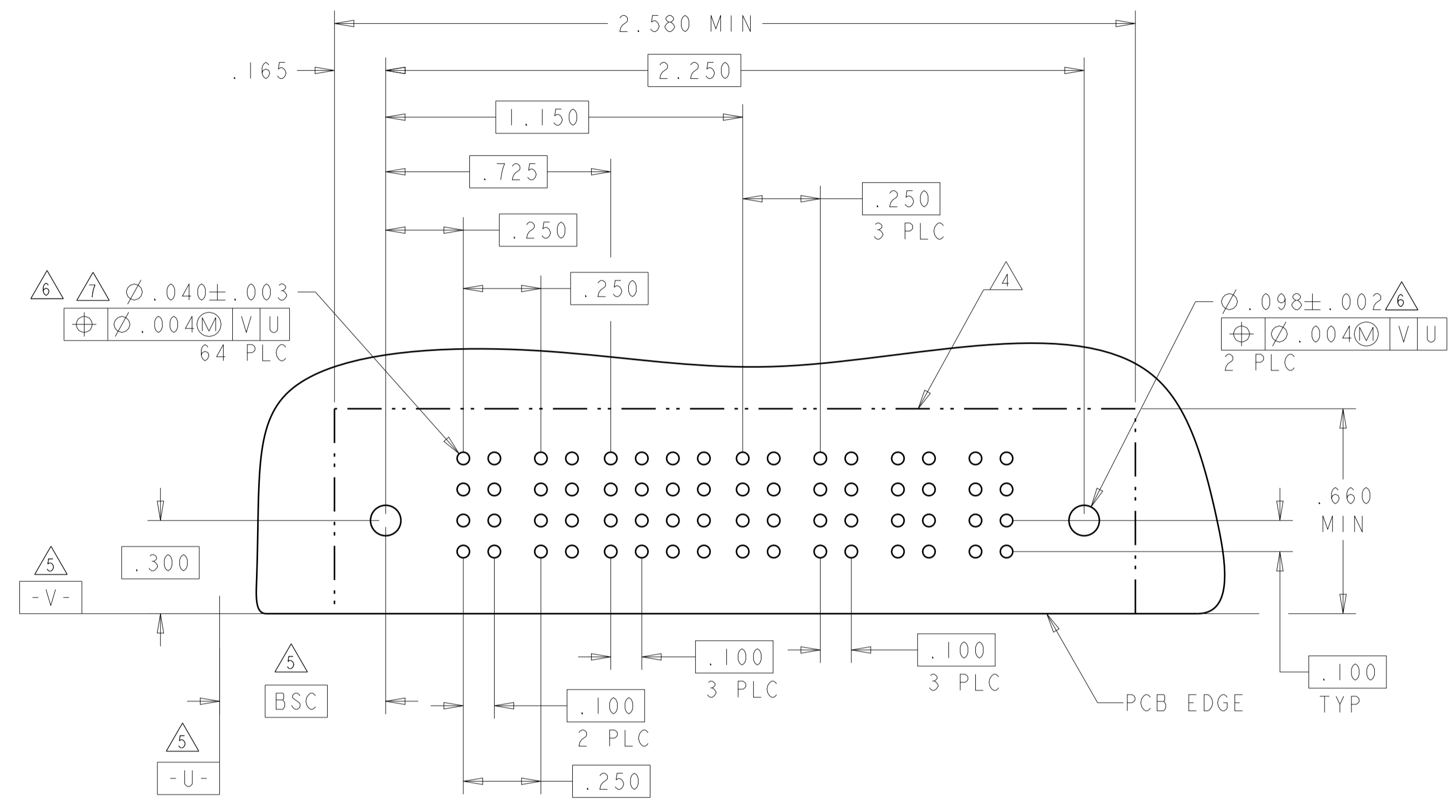
THIS DRAWING IS A CONTROLLED DOCUMENT. DWN: GECILY.ZHOU 16AUG2006  
 CHK: S.ZHAO 16AUG2006  
 S. YAO NAME: RIGHT ANGLE HEADER ASSEMBLY W/GUIDES AND HOT PLUG CONTACTS MULTI-BEAM XL

DIMENSIONS: INCHES	TOLERANCES UNLESS OTHERWISE SPECIFIED:	0 PLC ±.01	1 PLC ±.01	2 PLC ±.01	3 PLC ±.01	4 PLC ±.005	5 PLC ±.005	6 PLC ±.002	ANGLES ±.020
--------------------	--	------------	------------	------------	------------	-------------	-------------	-------------	--------------

MATERIAL: FINISH: WEIGHT: 114-13038  
 Customer Drawing: A100779C=1892100  
 SCALE: 4:1 SHEET 3 OF 4 REV: F3

LOC	DIST	REVISIONS			
P	LTN	DESCRIPTION	DATE	DMN	APVD
ES	00	SEE SHEET 1	-	-	-

PART NUMBER	ROWS	POWER		SIGNAL				POWER			
		P1	P2	1	2	3	4	P3	P4	P5	P6
1892100-5	D	TM	TM	E	E	E	E	TM	TM	TM	TM
	C			F	F	F	F				
	B			N	N	N	N				
	A			H	H	H	H				
2P + 16S + 4P		HD									HD



THIS DRAWING IS A CONTROLLED DOCUMENT. DWN: CECILY.ZHOU 16AUG2006  
CHK: S.ZHAO 16AUG2006

TE Connectivity

RIGHT ANGLE HEADER ASSEMBLY  
W/GUIDES AND HOT PLUG CONTACTS  
MULTI-BEAM XL

Customer Drawing

SCALE 4:1 SHEET 4 OF 4 REV F3