

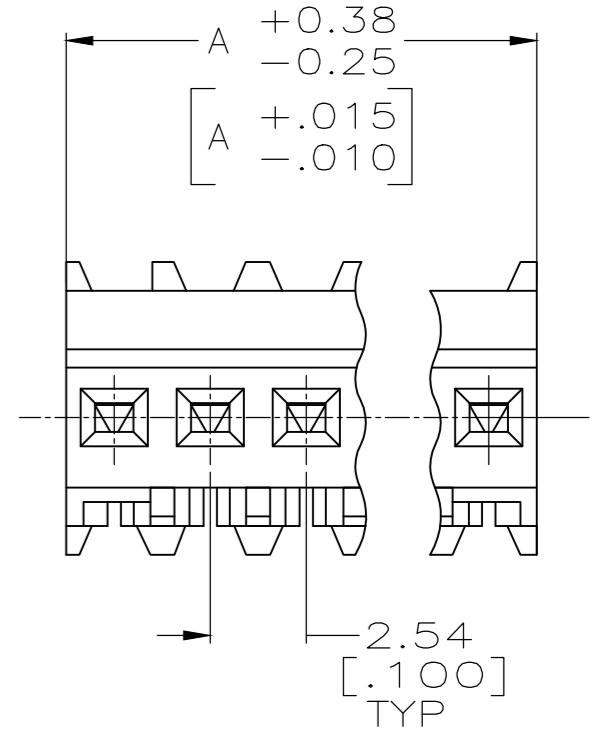
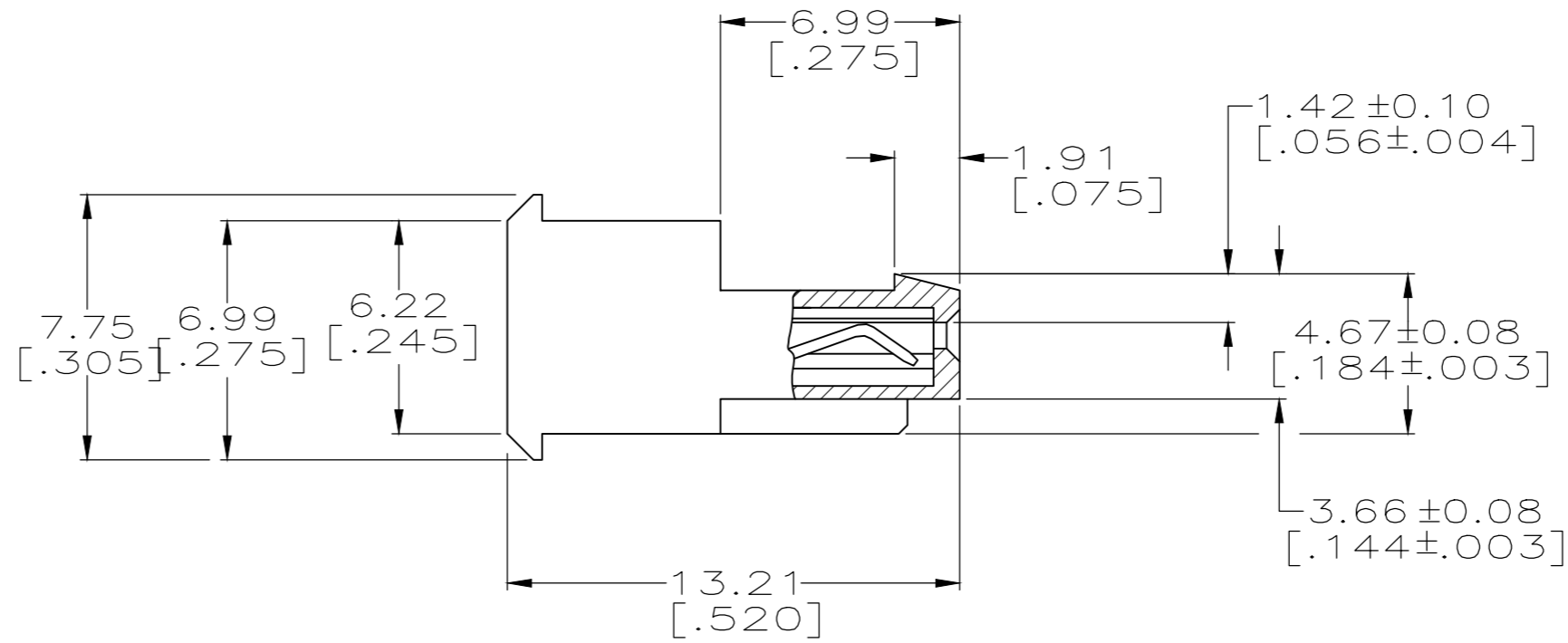
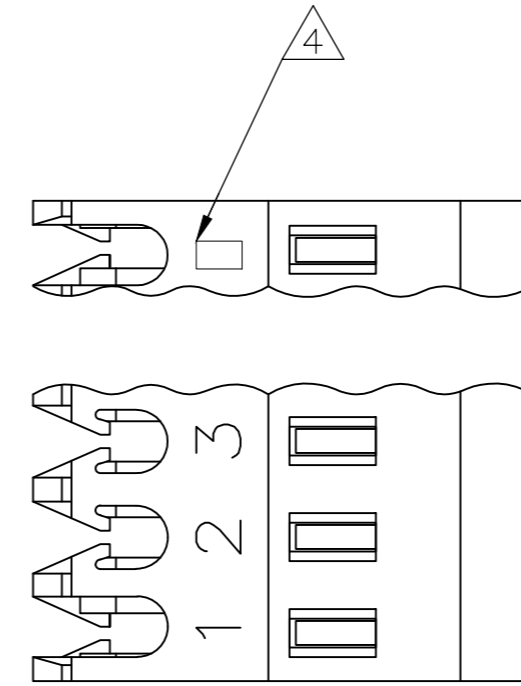
THIS DRAWING IS UNPUBLISHED. RELEASED FOR PUBLICATION
 © COPYRIGHT - By - ALL RIGHTS RESERVED.

LOC	DIST	REVISIONS			
P	LTR	DESCRIPTION	DATE	DWN	APVD
CM	00	U	REVISED PER ECR-20-000721	04MAR2020	PC SW

LEADFREE	DIM A	NO. OF CIRCUITS	PART NO.
YES	71.12[2.800]	28	5-641242-8
YES	68.58[2.700]	27	5-641242-7
YES	66.04[2.600]	26	5-641242-6
YES	63.50[2.500]	25	5-641242-5
YES	60.96[2.400]	24	5-641242-4
YES	58.42[2.300]	23	5-641242-3
YES	55.88[2.200]	22	5-641242-2
YES	53.34[2.100]	21	5-641242-1
YES	50.80[2.000]	20	5-641242-0
YES	48.26[1.900]	19	4-641242-9
YES	45.72[1.800]	18	4-641242-8
YES	43.18[1.700]	17	4-641242-7
YES	40.64[1.600]	16	4-641242-6
YES	38.10[1.500]	15	4-641242-5
YES	35.56[1.400]	14	4-641242-4
YES	33.02[1.300]	13	4-641242-3
YES	30.48[1.200]	12	4-641242-2
YES	27.94[1.100]	11	4-641242-1
YES	25.40[1.000]	10	4-641242-0
YES	22.86[.900]	9	3-641242-9
YES	20.32[.800]	8	3-641242-8
YES	17.78[.700]	7	3-641242-7
YES	15.24[.600]	6	3-641242-6
YES	12.70[.500]	5	3-641242-5
YES	10.16[.400]	4	3-641242-4
YES	7.62[.300]	3	3-641242-3
YES	5.08[.200]	2	3-641242-2
NO	71.12[2.800]	28	2-641242-8
NO	68.58[2.700]	27	2-641242-7
NO	66.04[2.600]	26	2-641242-6
NO	63.50[2.500]	25	2-641242-5
NO	60.96[2.400]	24	2-641242-4
NO	58.42[2.300]	23	2-641242-3
NO	55.88[2.200]	22	2-641242-2
NO	53.34[2.100]	21	2-641242-1
NO	50.80[2.000]	20	2-641242-0
NO	48.26[1.900]	19	1-641242-9
NO	45.72[1.800]	18	1-641242-8
NO	43.18[1.700]	17	1-641242-7
NO	40.64[1.600]	16	1-641242-6
NO	38.10[1.500]	15	1-641242-5
NO	35.56[1.400]	14	1-641242-4
NO	33.02[1.300]	13	1-641242-3
NO	30.48[1.200]	12	1-641242-2
NO	27.94[1.100]	11	1-641242-1
NO	25.40[1.000]	10	1-641242-0
NO	22.86[.900]	9	641242-9
NO	20.32[.800]	8	641242-8
NO	17.78[.700]	7	641242-7
NO	15.24[.600]	6	641242-6
NO	12.70[.500]	5	641242-5
NO	10.16[.400]	4	641242-4
NO	7.62[.300]	3	641242-3
NO	5.08[.200]	2	641242-2

SUPERCEDED

SUPERCEDED



1 MATERIAL: CONNECTOR - NYLON UL94V-2 (WHITE).
 CONTACTS - 0.30[.012] THICK COPPER ALLOY
 0.00076 [.000030] GOLD OR 0.00076[.000030]
 TOTAL GOLD FLASH OVER PALLADIUM NICKEL,
 PER TE CONNECTIVITY'S DISCRETION, IN CONTACT
 AREA WITH BRIGHT TIN-LEAD FOR 641242-2 THRU
 2-641242-8, MATTE WHISKER MITIGATED TIN FOR
 3-641242-2 THRU 5-641242-8 OVER NICKEL
 UNDERPLATE..

2. CONTACTS ACCEPT 24 AWG WIRE WITH 1.52[.060] MAX INSULATION DIAMETER.

3. CONTACTS MUST ACCEPT 0.64±0.03 [.025±.001] SQUARE POST AND REMAIN LOCKED IN POSITION.

4 IDENTIFICATION NUMBER FOR LAST CIRCUIT MAY NOT APPEAR ON ALL ASSEMBLIES.

5. DIMENSIONS IN BRACKETS ARE IN INCHES.

6. HOUSING FEATURES ARE: FEED THRU WITH LOCKING RAMP.

7 OBSOLETE PARTS: OBSOLETE CIS STREAMLINING PER D.RENAUD/D.SINISI

THIS DRAWING IS A CONTROLLED DOCUMENT.		DWN S. CARPENTER 07AUG2003	TE Connectivity	
DIMENSIONS: mm [INCHES]		CHK D. BOSSI 07AUG2003		
TOLERANCES UNLESS OTHERWISE SPECIFIED:		APVD D. BOSSI 07AUG2003	NAME	
0 PLC ± 1 PLC ± 2 PLC ± 3 PLC ± 0.13 [.005] 4 PLC ± ANGLES ±		PRODUCT SPEC 108-1050	MTA-100 CONNECTOR ASSEMBLY, 24 AWG, STANDARD	
MATERIAL		APPLICATION SPEC 114-1019	SIZE A2	CAGE CODE 00779
FINISH		WEIGHT	DRAWING NO C=641242	RESTRICTED TO -
1		CUSTOMER DRAWING		SCALE 5:1 SHEET 1 of 1 REV U