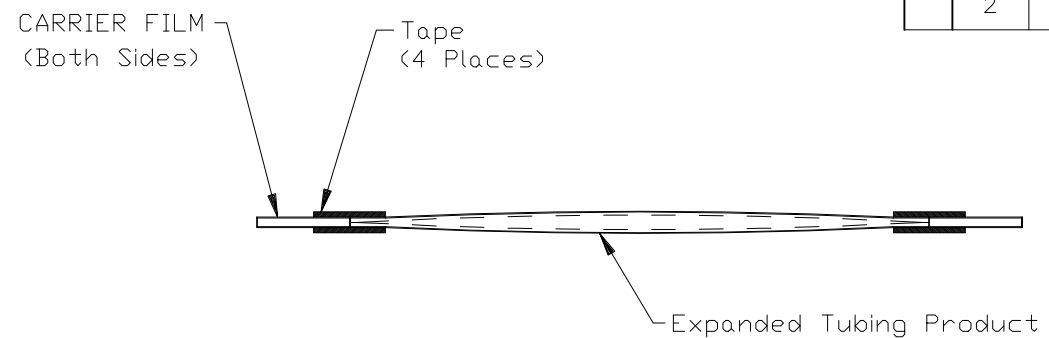
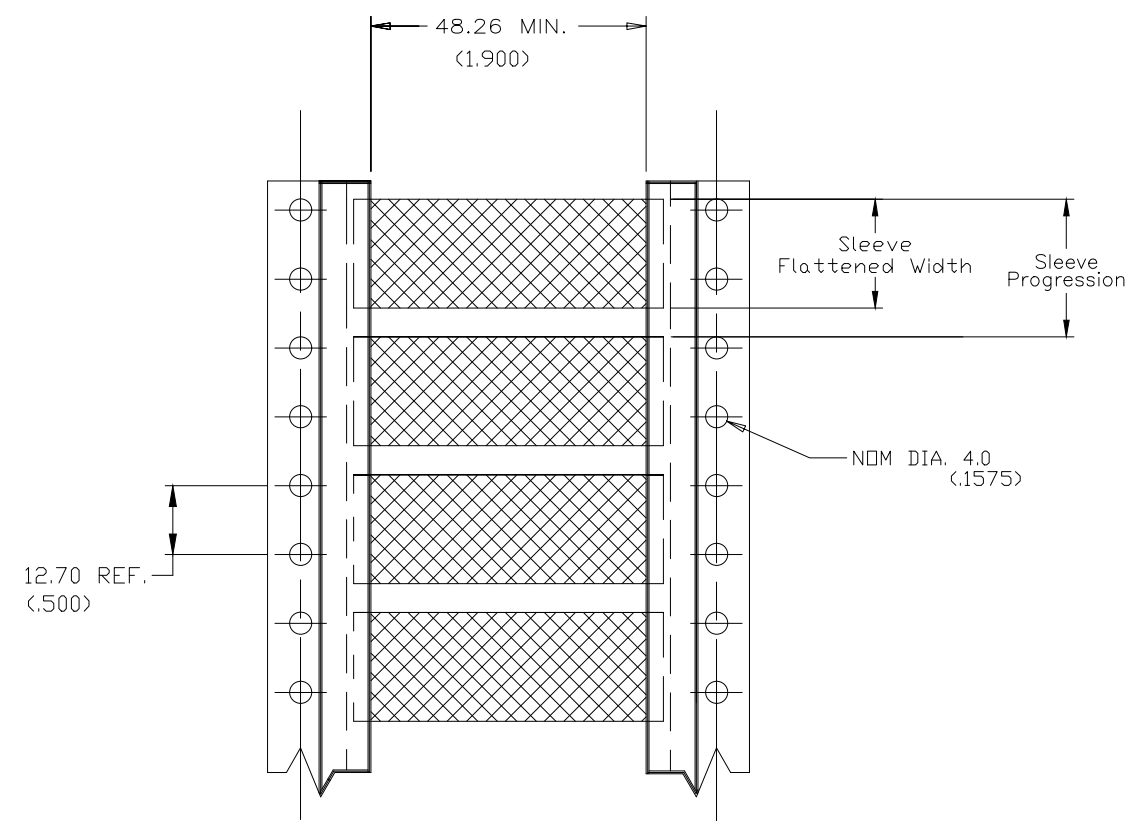


REVISIONS

| P | LTR | DESCRIPTION                    | DATE      | DWN | APVD |
|---|-----|--------------------------------|-----------|-----|------|
|   | 2   | CORRECTIONS REF. ECR-20-005962 | 04JUN2020 | AFK | LS   |

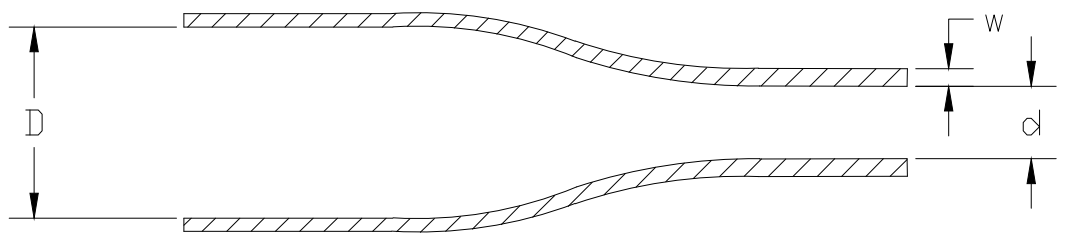


SECTION A - A



| Product Size                   | 3/32                  | 1/8                   | 3/16                  | 1/4                   | 3/8                   | 1/2                   | 3/4                   | 1                     | 1-1/2                 |
|--------------------------------|-----------------------|-----------------------|-----------------------|-----------------------|-----------------------|-----------------------|-----------------------|-----------------------|-----------------------|
| Minimum Sleeve Flattened Width | 4.32 (.170)           | 5.84 (.230)           | 8.00 (.315)           | 10.7 (.420)           | 15.5 (.610)           | 20.4 (.804)           | 30.5 (1.200)          | 40.4 (1.590)          | 60.3 (2.37)           |
| Nominal Sleeve Progression     | 12.70 (.500)          | 12.70 (.500)          | 12.70 (.500)          | 16.93 (.677)          | 25.40 (1.000)         | 29.63 (1.167)         | 42.33 (1.667)         | 50.80 (2.00)          | 71.96 (2.833)         |
| "D" Minimum Supplied I.D.      | 2.36 (.093)           | 3.18 (.125)           | 4.76 (.1875)          | 6.35 (.250)           | 9.53 (.375)           | 12.70 (.500)          | 19.05 (.750)          | 25.40 (1.00)          | 38.10 (1.50)          |
| "d" Maximum Recovered I.D.     | 0.79 (.0312)          | 1.58 (.0625)          | 2.36 (.0938)          | 3.18 (.1250)          | 4.75 (.1875)          | 6.35 (.250)           | 9.53 (.375)           | 12.70 (.500)          | 19.05 (.750)          |
| "w" Recovered wall             | 0.38±0.08 (.015±.003) | 0.38±0.08 (.015±.003) | 0.38±0.08 (.015±.003) | 0.38±0.08 (.015±.003) | 0.38±0.08 (.015±.003) | 0.38±0.08 (.015±.003) | 0.38±0.08 (.015±.003) | 0.43±0.10 (.017±.004) | 0.43±0.10 (.017±.004) |

DIMENSIONS IN mm (inches)



|  |  |                                |                            |            |               |
|--|--|--------------------------------|----------------------------|------------|---------------|
| THIS DRAWING IS A CONTROLLED DOCUMENT. |  | DWN<br>AFK<br>28JAN2013        | <b>STE</b> TE Connectivity |            |               |
|  |  | CHK<br>-<br>28JAN2013          |                            |            |               |
| DIMENSIONS:<br>mm                      | TOLERANCES UNLESS OTHERWISE SPECIFIED: | APVD<br>MA                     | NAME<br>UV-SCE             |            |               |
|  | 0 PLC ± -                              | PRODUCT SPEC<br>RW-2534        | SIZE<br>A30198G            |            |               |
|  | 1 PLC ± -                              | APPLICATION SPEC<br>411-121008 | CAGE CODE<br>C-MCD160009   | DRAWING NO | RESTRICTED TO |
|  | 2 PLC ± -                              | WEIGHT<br>VARIOUS              | SCALE<br>NTS               |            |               |
|  | 3 PLC ± -                              | CUSTOMER DRAWING               | SHEET<br>1 OF 1            |            |               |
|  | 4 PLC ± -                              |                                | REV<br>2                   |            |               |
|  | ANGLES ± -                             |                                |                            |            |               |
| MATERIAL<br>CROSSLINKED PVdF           | FINISH<br>-                            |                                |                            |            |               |