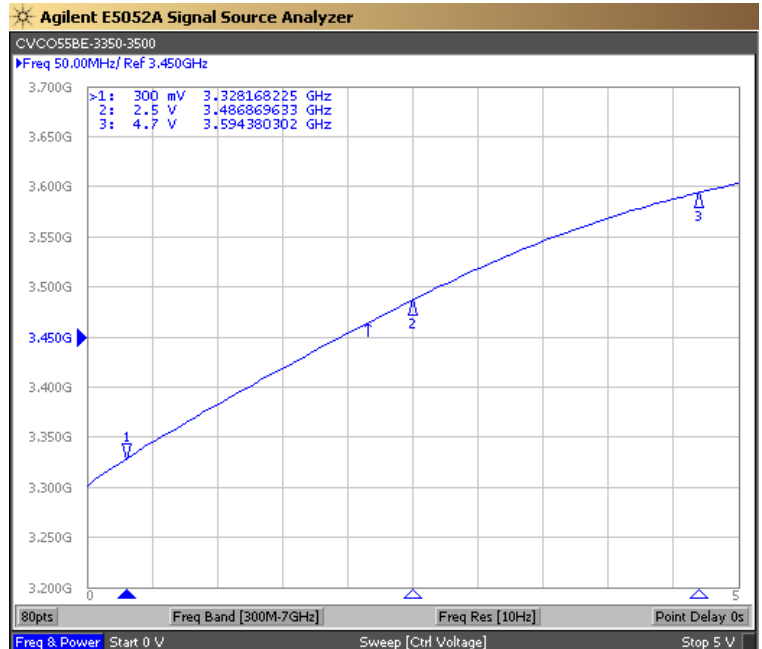
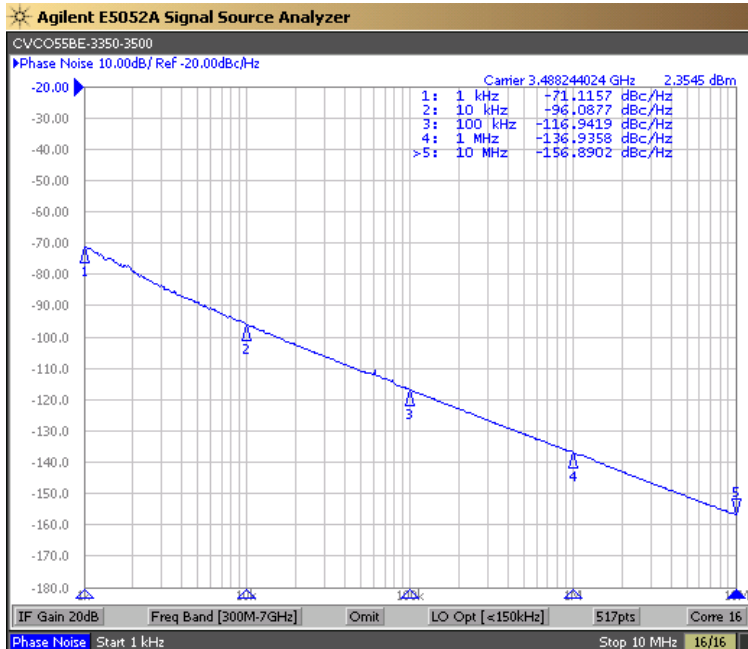


PERFORMANCE SPECIFICATION	MIN	TYP	MAX	UNITS
Lower Frequency:			3350	MHz
Upper Frequency:	3500			MHz
Tuning Voltage:	0.3		4.7	VDC
Supply Voltage:	4.75	5.0	5.25	VDC
Output Power:	+0.5	+2.5	+4.5	dBm
Supply Current:		20		mA
Harmonic Suppression (2 nd Harmonic):		-25		dBc
Pushing:			2.5	MHz/V
Pulling, all Phases:			18.0	MHz pk-pk
Tuning Sensitivity:		45		MHz/V
Phase Noise @ 10kHz offset:		-93		dBc/Hz
Phase Noise @ 100kHz offset:		-113		dBc/Hz
Load Impedance:		50		Ω
Input Capacitance:			10	pF
Operating Temperature Range:	-40		+85	$^{\circ}$ C
Storage Temperature Range:	-45		+90	$^{\circ}$ C

Phase Noise (1 Hz BW, Typical)

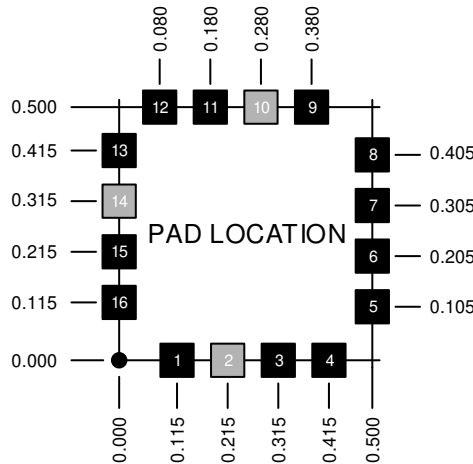
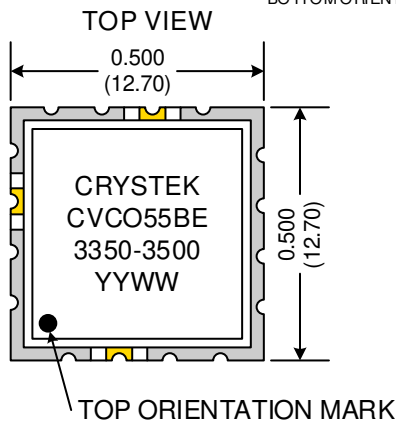
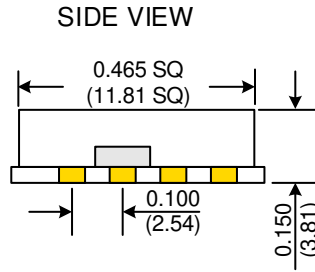
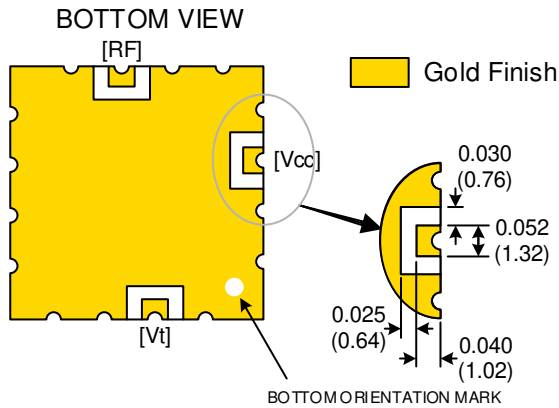
Tuning Curve (Typical)



Product Control:

Crystek Part Number:	CVCO55BE-3350-3500	Release Date:	26-Oct-2020
Revision Level:	J	Responsible:	C. Vales

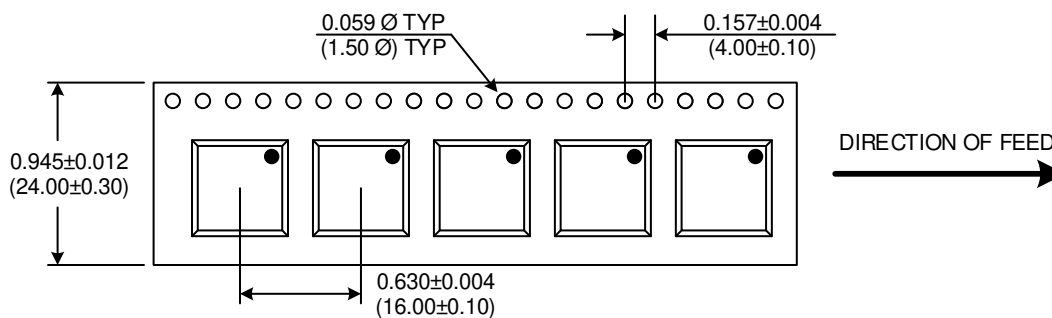




Pad	Connection
2	Vt
10	RF-OUTPUT
14	Vcc
Others	GROUND

- Unless otherwise specified, Dimensions are in: IN (mm)
- Pad Location Dimensions are in: Inches

TAPE AND REEL



Drawing not to scale

Product Control:

Crystek Part Number:	CVCO55BE-3350-3500	Release Date:	26-Oct-2020
Revision Level:	J	Responsible:	C. Vales

Crystek Corporation reserves the right to make changes to its products and/or information contained herein without notice. No liability is assumed as a result of its use or application.