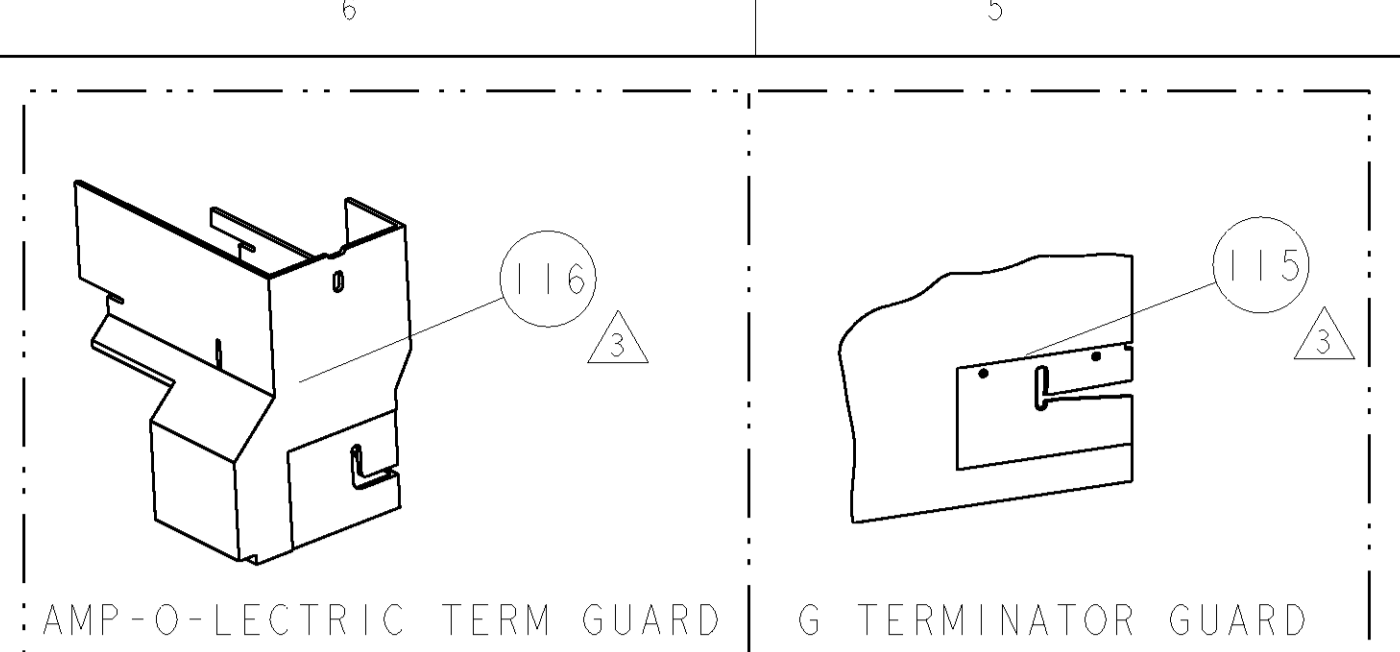


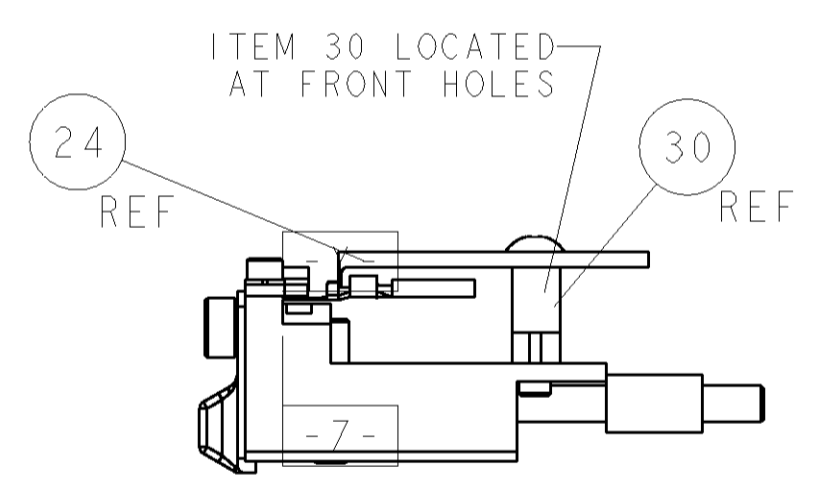
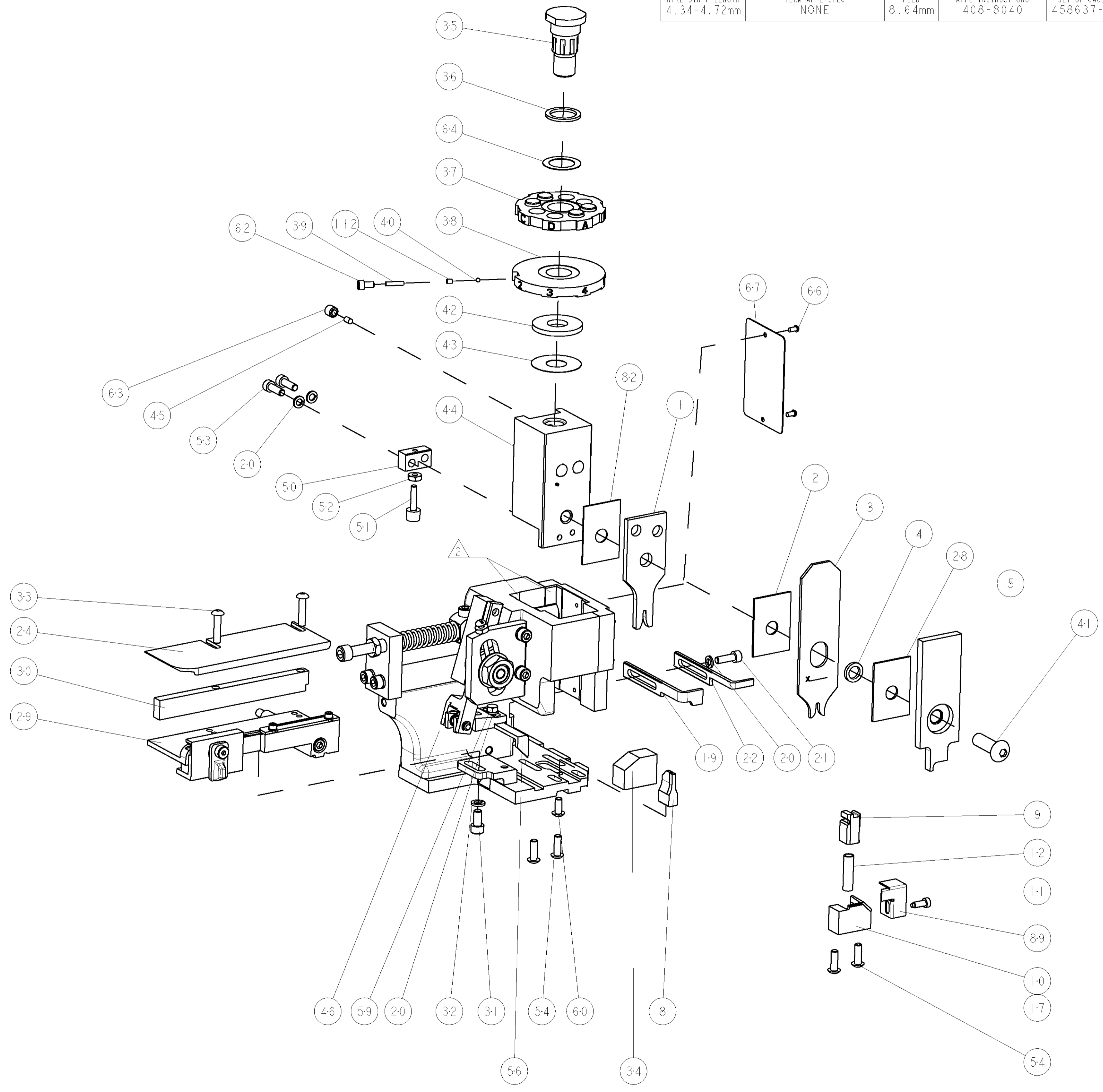
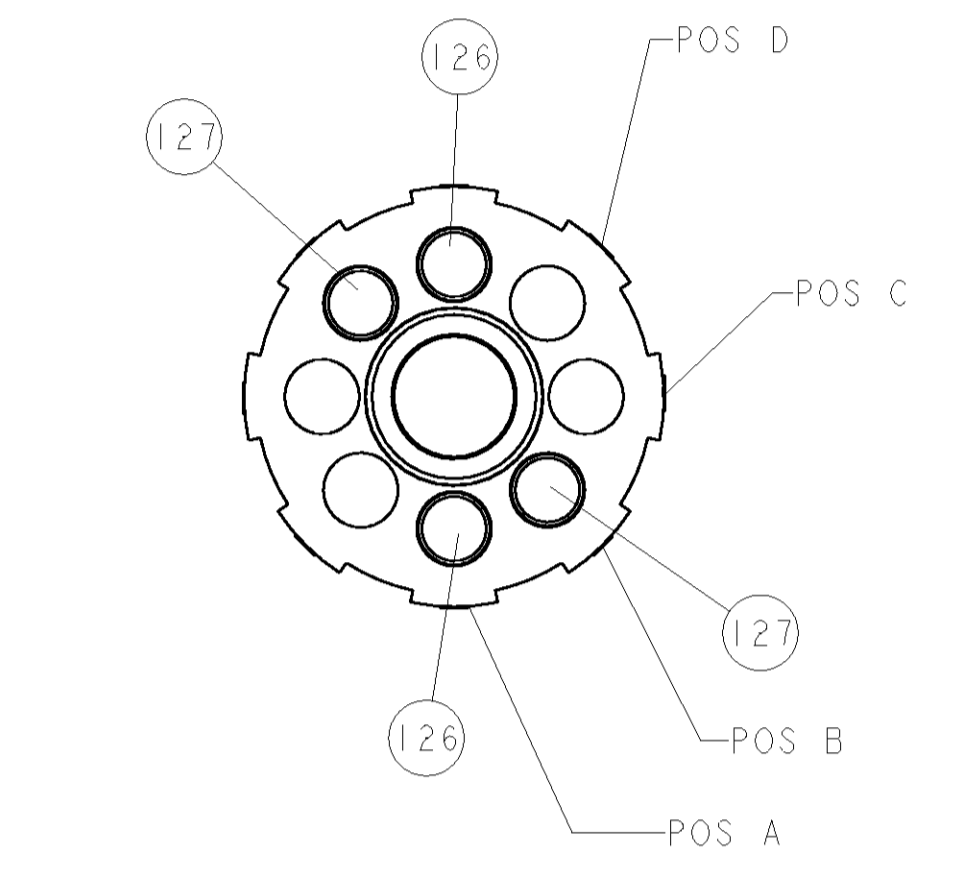
PART NUMBER	REV	FIRST USED	POWER UNIT	FEED TYPE	DESCRIPTION
1852272-1	A	122500-1	LEADMAKER	POST FEED	CUTS CARRIER
1852272-2	A	565435-5	BENCH MODEL K	PRE FEED	CUTS CARRIER
1852272-3	A	354500-1	BENCH MODEL G	PRE FEED	CUTS CARRIER
1852272-6	A	122500-1	LEADMAKER	POST FEED	CONTINUOUS CARRIER
7-1852272-7	A	-	-	-	SPARE PARTS



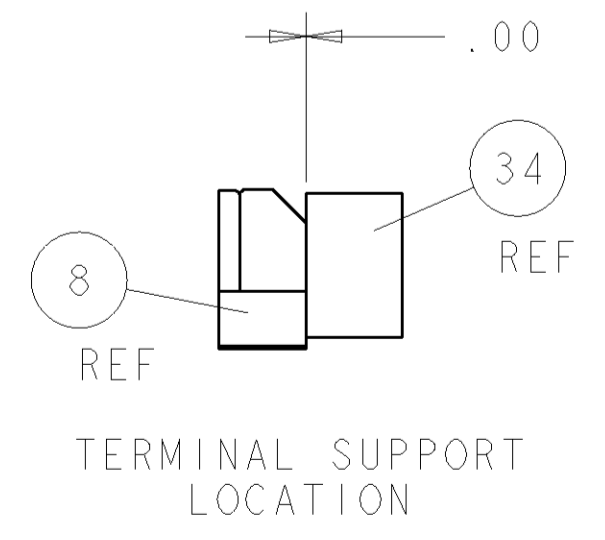
TERMINAL NAME: 1.5mm BLADE RECEPTACLE					
TE	MANF	AMP TERMINAL - AMP CRIMP SPECS			
1832351	33119-0005				
	33119-0004	PAD LTR	CRIMP HEIGHT	WIRE SIZE	
-	-	A	1.30 ± 0.05mm [.051 ± .002]	18 AWG	
-	-	B	1.25 ± 0.05mm [.049 ± .002]	20 AWG	
-	-	C	-	-	
-	-	D	-	-	
		CRIMP	SIZE	TYPE	RANGE
-	-	-	1.88mm [.074]	F	18-20 AWG
-	-	INSUL	2.39mm [.094]	O	2.03mm MAX
WIRE STRIP LENGTH	TERM APPL SPEC	FEED	APPL INSTRUCTIONS	SET UP GAGE	
4.34-4.72mm	NONE	8.64mm	408-8040	458637-1	

LOC	DIST	REVISIONS				
A	66	P. LTR	DESCRIPTION	DATE	DWN	APPR
		A	PRODUCT RELEASE	JUNE2006	CMR	GB
		A1	ECR-09-006210	17MAR2009	MY	TE

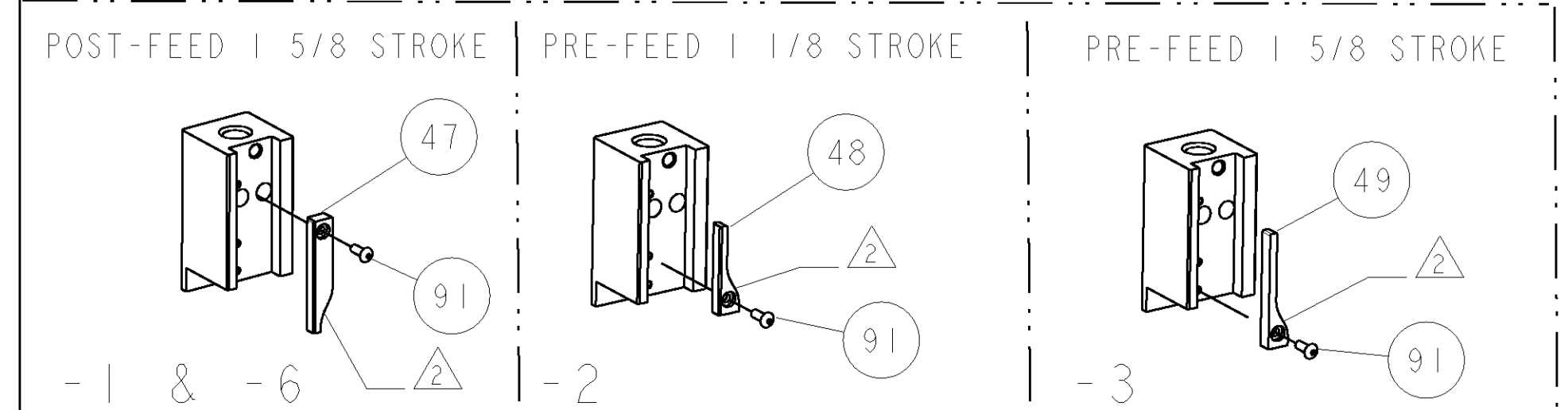
- △ RECOMMENDED SPARE PARTS
- △ GREASE LIGHTLY
- △ GUARD MUST BE IN PLACE WHEN OPERATING APPLICATOR IN A BENCH MACHINE



FEED TRACK POSITION



TERMINAL SUPPORT LOCATION



-	2	2	2	2	-	3-354779-1	PIN, WIRE DISC, .3145	127
-	2	2	2	2	-	2-354779-7	PIN, WIRE DISC, .3125	126
-	-	-	REF	-	-	455749-1	GUARD WINDOW	116
-	-	REF	-	-	-	679532-1	INSERT, GUARD	115
-	1	1	1	1	-	690603-1	SPRING ASSIST AMP-O-MATOR APPLICATOR	112
-	1	1	1	1	-	1-21002-7	SCR, BTN SKT HD CAP 6-32 X .375	91
-	1	1	1	1	-	318563-1	GUARD, FRONT CHIP	89
-	1	1	1	1	-	455888-6	SPACER, CRIMPER	82
-	1	1	1	1	-	4088040	SF APPL INST 408-8040	72
-	1	1	1	1	-	217238-1	GENERAL INSTRUCTION PKG	71
-	1	1	1	1	-	461264-1	PLATE, IDENTIFICATION	67
-	2	2	2	2	-	21017-2	SCREW, DRIVE	66
-	1	1	1	1	-	986950-1	WASHER, FLAT PRECISION	64
-	1	1	1	1	-	21009-2	SCR, SET, SELF LOCKING 1/4-20 X .250	63
-	1	1	1	1	-	23030-1	SCR, SKT HD CAP 6-32 X .25	62
-	1	1	1	1	-	22733-8	SCR, BHSC, SELF-LOCKING, 8-32 X .375	60
-	1	1	1	1	-	2-22603-0	SCR, HEX HD CAP 8-32 X .312	59
-	1	1	1	1	-	458537-2	PAWL, FEED	56
-	4	4	4	4	-	2-21002-2	SCR, BTN SKT HD CAP 8-32 X .500	54
-	2	2	2	2	-	2-21000-7	SCR, SKT HD CAP 8-32 X .500	53
-	1	1	1	1	-	21018-5	NUT, HEX, REG 6-32	52
-	1	1	1	1	-	811242-2	BUMPER, HOLD DOWN	51
-	1	1	1	1	-	690753-1	SPACER, TONKER	50
-	-	1	-	-	-	690602-6	CAM, PRE FEED, 1 5/8	49
-	1	-	-	1	-	690602-5	CAM, PRE FEED, 1 1/8	48
-	1	-	-	1	-	690501-4	CAM, POST-FEED 1 5/8	47
-	1	1	1	1	-	459456-1	APPL. BASIC SUB ASSY (SIDE WISE MOCA)	46
-	1	1	1	1	-	690191-1	PLUG, NYLON	45
-	1	1	1	1	-	455673-1	RAM, SIDE FEED	44
-	1	1	1	1	-	690125-1	SHIM SUB-ASSY	43
-	1	1	1	1	-	690124-1	WASHER, RAM (.115)	42
-	1	1	1	1	-	7-21002-9	SCR, BTN SKT HD CAP 5/16-24 X 1.00	41
-	1	1	1	1	-	23241-6	BALL, STEEL	40
-	1	1	1	1	-	690170-1	SPRING, COMPRESSION	39
-	1	1	1	1	-	690142-1	DISC, INSULATION	38
-	1	1	1	1	-	354777-1	WIRE DISC, ASSEMBLY	37
-	1	1	1	1	-	22480-5	SPRING, COMPRESSION	36
-	1	1	1	1	-	690212-1	POST, RAM	35
-	1	1	1	1	-	690786-6	TERMINAL SUPPORT	34
-	2	2	2	2	-	2-21002-4	SCR, BTN SKT HD CAP 8-32 X .750	33
-	1	1	1	1	-	21024-5	WASHER, SPRG LOCK, REG NO 10	32
-	1	1	1	1	-	3-21000-4	SCR, SKT HD CAP 10-32 X .375	31
-	1	1	1	1	-	1320908-1	SPACER, STRIP GUIDE	30
-	1	1	1	1	-	1633091-2	ASSEMBLY, STRIP GUIDE	29
-	1	1	1	1	-	1-455888-0	SPACER, CRIMPER	28
-	1	1	1	1	-	1320928-3	PLATE, STRIP GUIDE	24
-	1	-	-	1	-	690472-2	STRIPPER	22
-	1	1	1	1	-	2-21000-7	SCR, SKT HD CAP 8-32 X .500	21
-	4	4	4	4	-	21024-4	WASHER, SPRG LOCK, REG NO 8	20
-	-	1	1	-	-	691353-1	STRIPPER	19
-	1	-	-	-	-	679625-1	SHEAR HOLDER, FRONT (NO CUT)	17
-	1	1	1	1	-	3-22280-3	SPRING, COMPRESSION	12
-	1	1	1	1	-	690461-1	STOP, SHEAR	11
-	-	1	1	1	-	690459-1	SHEAR HOLDER, FRONT	10
-	1	1	1	1	-	1-454276-9	FLOATING SHEAR, FRONT	9
1	1	1	1	1	-	7-1633116-0	ANVIL, COMBINATION	8
-	1	1	1	1	-	1-455889-4	DEPRESSOR, SHEAR	5
-	1	1	1	1	-	238011-7	BLOCK, CRIMPER SPACER	4
1	1	1	1	1	-	5-683454-6	CRIMPER, INSULATION O	3
-	1	1	1	1	-	455888-9	SPACER, CRIMPER	2
1	1	1	1	1	-	6-1633305-1	CRIMPER, WIRE PREMIUM	1

DIMENSIONS:		TOLERANCES UNLESS OTHERWISE SPECIFIED:	
INCHES	0 PLC ± .01	1 PLC ± .01	2 PLC ± .01
	3 PLC ± .001	4 PLC ± .001	ANGLES ± .0001

APPROVED: T. BENCHOFF	DATE: 19MAY2006	NAME: T. BENCHOFF
PRODUCT SPEC: -	APPLICATION SPEC: -	SIZE: A1
WEIGHT: -	CAGE CODE: 00779	DRAWING NO: 1852272
CUSTOMER DRAWING	SCALE: 3:5	SHEET 1 OF 1