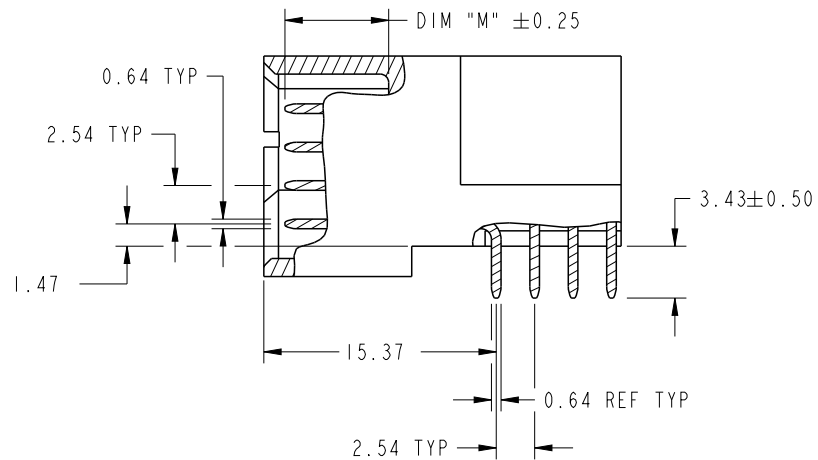


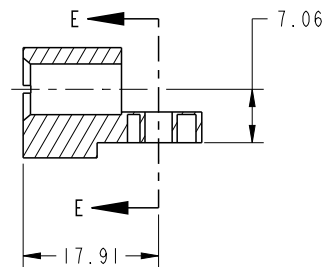


PRODUCT NUMBER

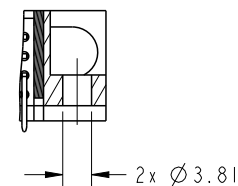
51939-993LF



BROKEN-OUT SECTION A-A  
SCALE 2:1



SECTION C-C



PARTIAL SECTION E-E

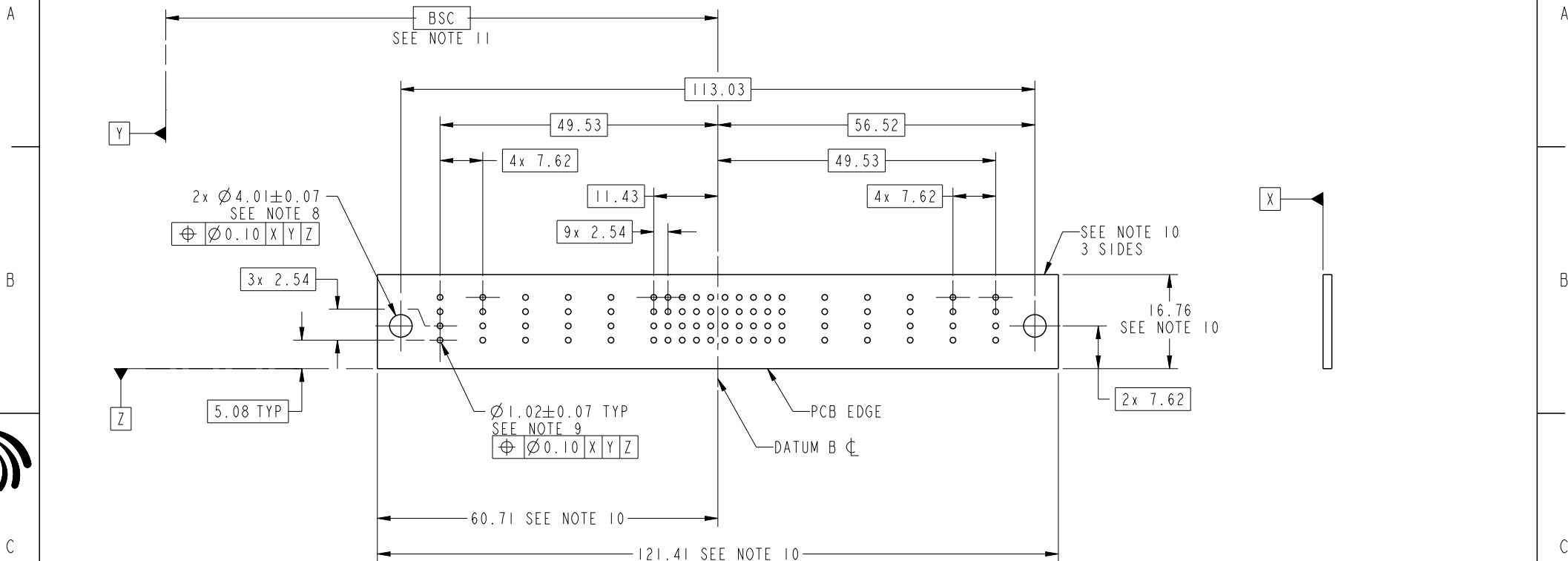
dr	De-Ming Lu	2015/11/11	projection 	MM 	size	A4	scale	1:1
eng	De-Ming Lu	2015/11/26			ecn no	-		
chr	Fancy Zhang	2015/11/25			rel level	Released		
appr	Pei-Ming Zheng	2015/11/26	product family	PwrBlade				
	title	120S RIGHT ANGLE SOLDER HEADER		dwg no	51939-993		rev	A
www.fci.com	cat. no.	-	Product - Customer Drw		sheet 2 of 4			



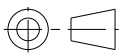


Copyright FCI.

PRODUCT NUMBER

51939-993LF



RECOMMENDED PCB LAYOUT

dr	De-Ming Lu	2015/11/11	projection 	MM 	size	A4	scale	1:1
eng	De-Ming Lu	2015/11/26			ecn no	-		
chr	Fancy Zhang	2015/11/25			rel level	Released		
appr	Pei-Ming Zheng	2015/11/26	product family	PwrBlade	rev	A		
		title	120S RIGHT ANGLE SOLDER HEADER		dwg no	51939-993		
www.fci.com		cat. no.	-		Product - Customer Drw		sheet 3 of 4	

PRODUCT NUMBER

51939-993LF

NOTES:

1. DIMENSIONS AND TOLERANCES ARE IN ACCORDANCE WITH ASME Y14.5M, 1994 UNLESS OTHERWISE SPECIFIED.

CONNECTOR NOTES:

- 2. HOUSING MATERIAL: UL 94 V-0 GLASS FILLED HIGH-TEMP THERMOPLASTIC  
POWER CONTACT MATERIAL: COPPER ALLOY  
SIGNAL PIN MATERIAL: COPPER ALLOY
- 3. SEE FCI PLATING SPEC 10064183.
- 4. MANUFACTURER'S NAME, DATE CODE AND OPTIONAL P/N TO APPEAR ON THIS SURFACE. THE MARK CAN BE OMITTED IF THERE IS NOT ENOUGH SPACE ON THIS SURFACE.
- 5. PRODUCT SPECIFICATION GS-12-149.  
APPLICATION SPECIFICATION BUS-20-067.
- 6. PACKAGED IN TRAYS.

PCB NOTES:

- 7. ALL HOLE DIAMETERS ARE FINISHED HOLE SIZE.
- 8. MOUNTING HOLES, WHERE APPLICABLE, ARE UNPLATED.
- 9.  $\varnothing 1.151 \pm 0.025$  DRILLED HOLES PLATED WITH  
0.008 MIN SnPb OR Sn OVER 0.03  
TO 0.08 Cu PLATING TO ACHIEVE  
 $\varnothing 1.02 \pm 0.07$  HOLE.
- 10. CONNECTOR KEEP-OUT ZONE.
- 11. DATUM AND BASIC DIMENSIONS ARE ESTABLISHED BY CUSTOMER.

dr	De-Ming Lu	2015/11/11	projection 	MM 	size	A4	scale	1:1			
eng	De-Ming Lu	2015/11/26			ecn no	-					
chr	Fancy Zhang	2015/11/25			product family	PwrBlade	rel level	Released			
appr	Pei-Ming Zheng	2015/11/26			www.fci.com	title	120S RIGHT ANGLE SOLDER HEADER	dwg no	51939-993	rev	A
		cat. no.	-	Product - Customer Drw			sheet 4 of 4				



Copyright FCI.