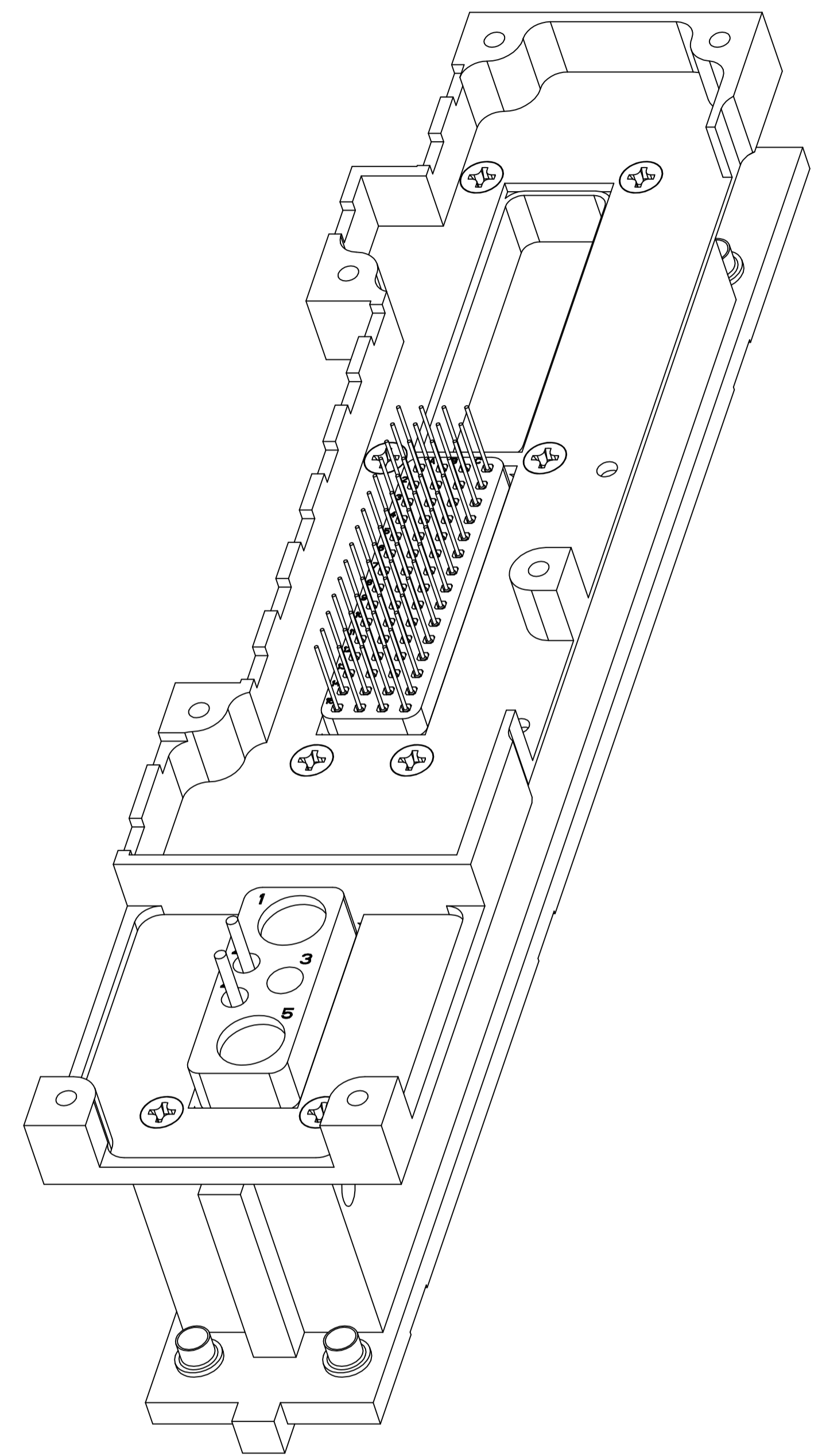
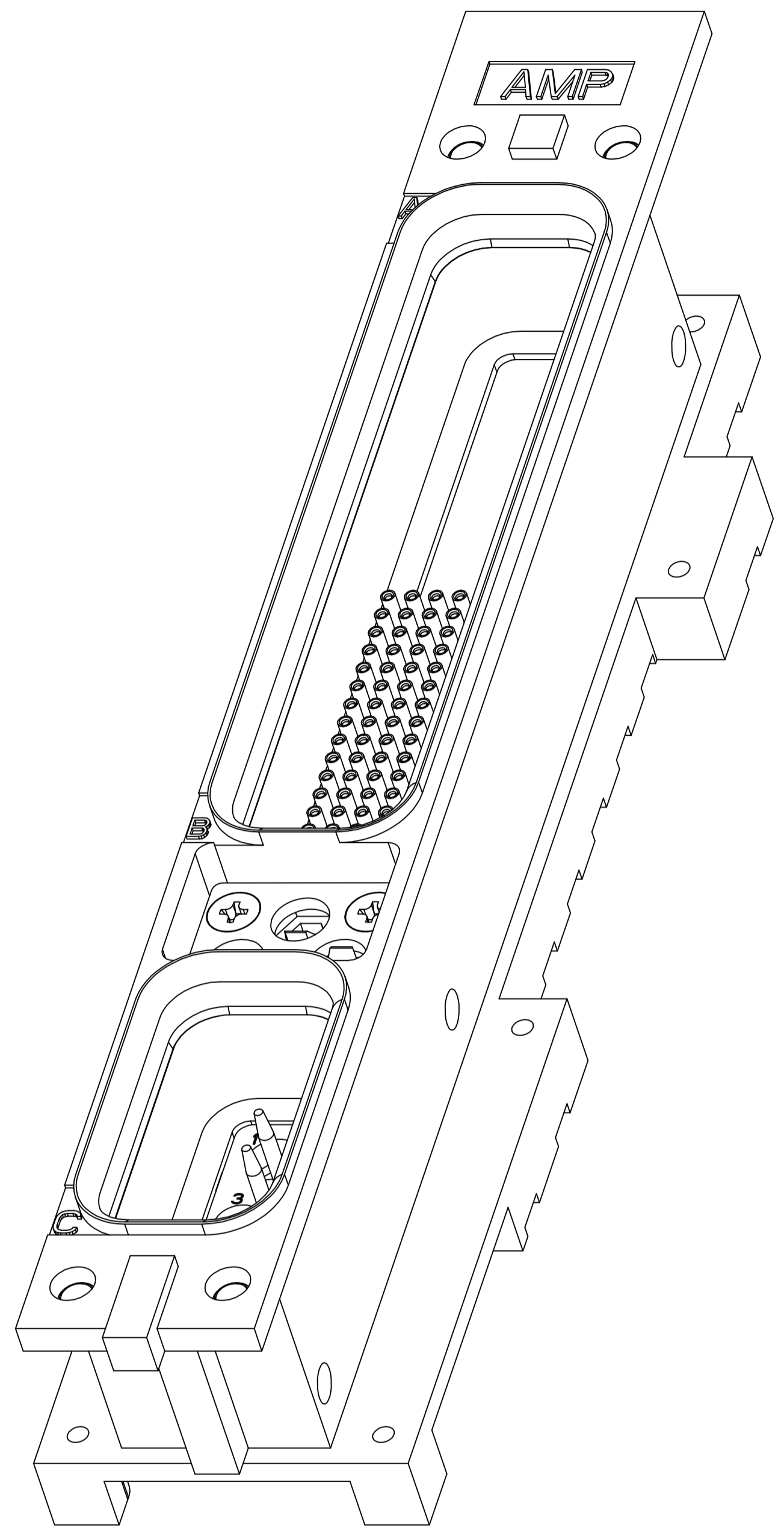


LOC		DIST		REVISIONS			
F	LTR	DESCRIPTION	DATE	DWN	APVD		
F		REV PER ECO 09-025422	11-16-09	CT	KT		

1. CONNECTOR DIMENSIONS ARE PER ARINC 600 SPECIFICATION UNLESS OTHERWISE SPECIFIED.
2. CONNECTOR IS SUPPLIED WITH CONTACTS (PER TABLE) ASSEMBLED AS SHOWN.
3. KEYING SHOWN IN POSITION FOR ILLUSTRATION ONLY. CONNECTORS SHIPPED WITH KEYING INSTALLED IN POSITION PER TABLE.
4. DUST COVER INSTALLED FOR SHIPPING, NOT SHOWN.
5. WITH CONTACT FULLY SEATED IN CAVITY.
6. THIS DIMENSION IS MEASURED TO THE BACK OF THE SHELL NOT THE HIRF.



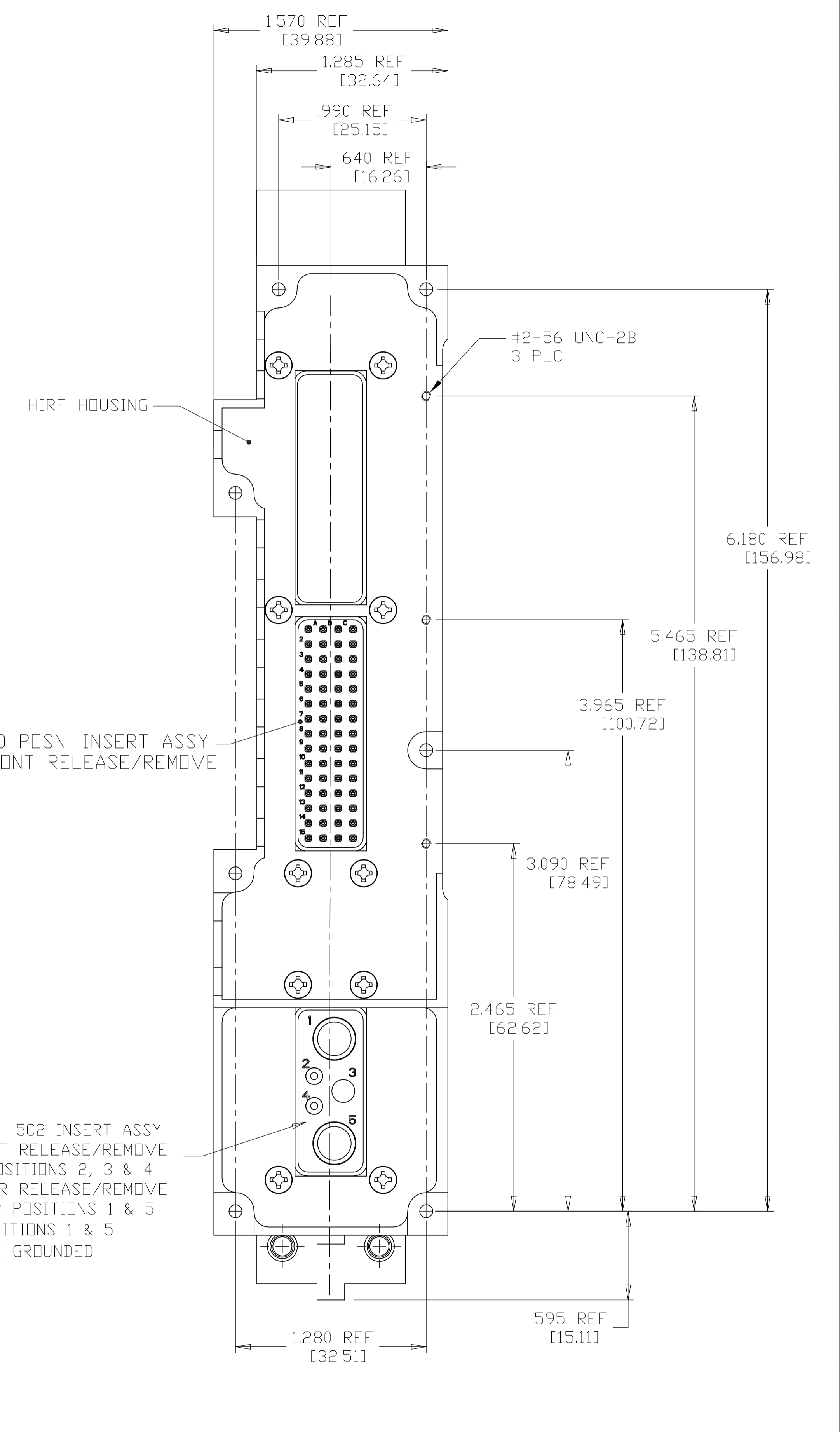
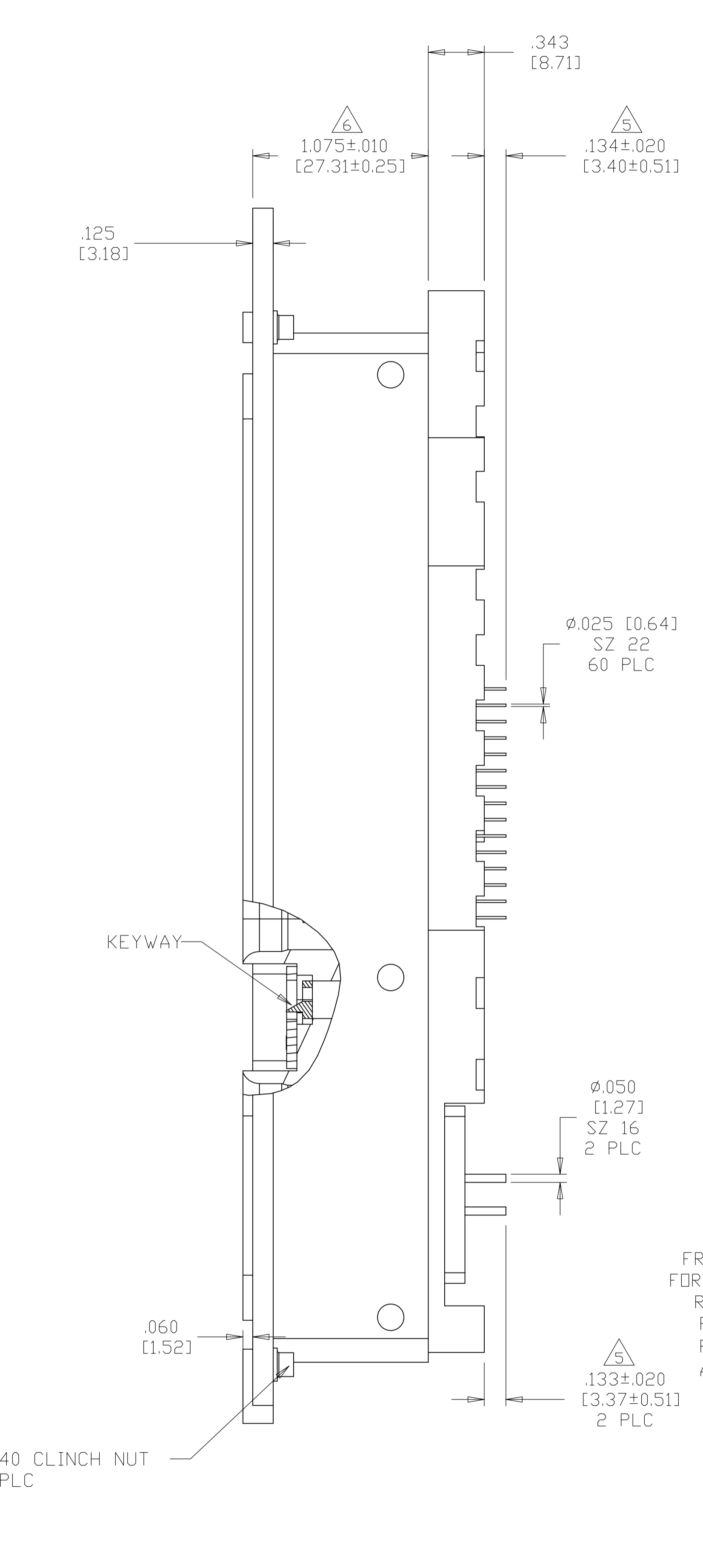
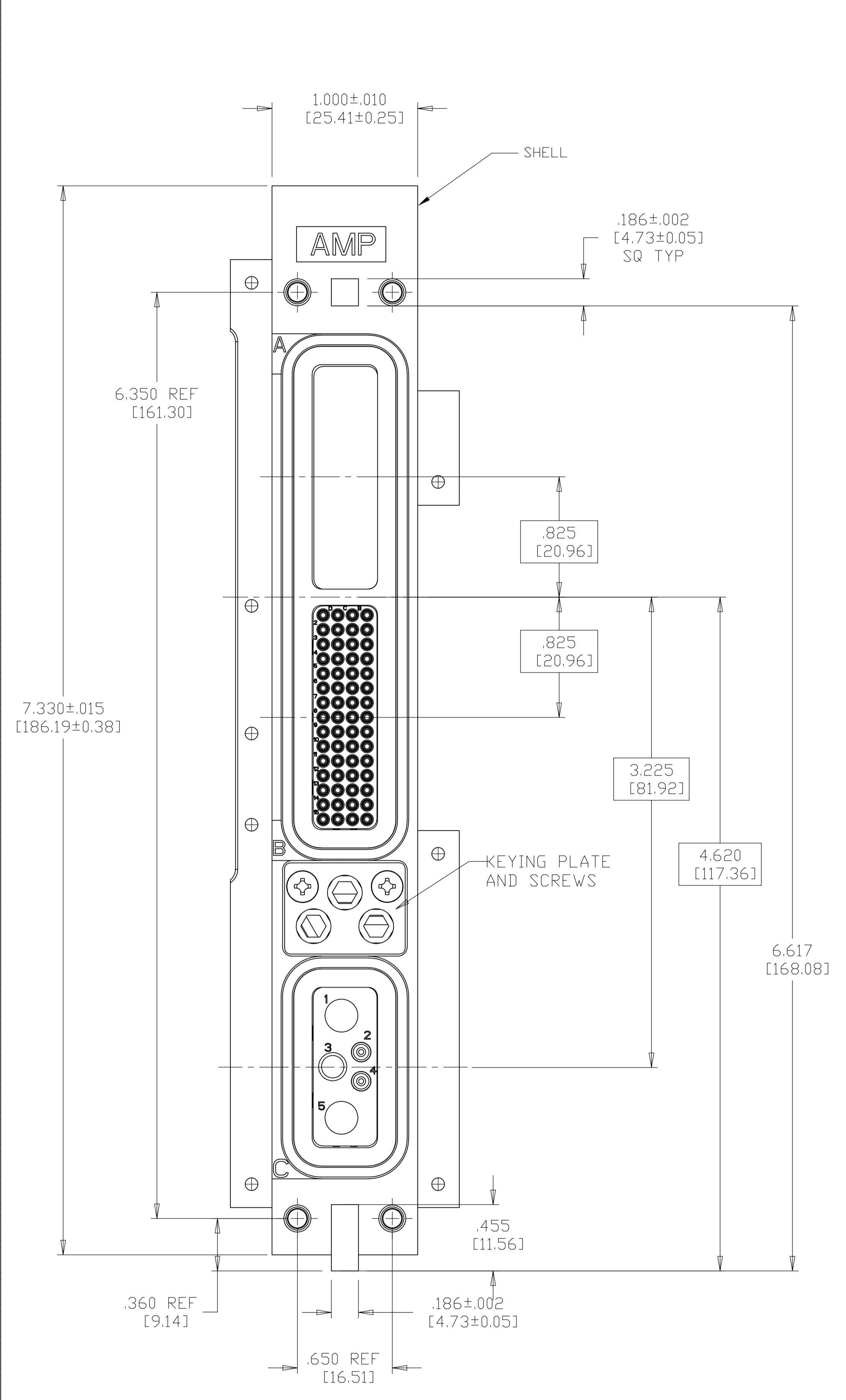
COMPONENT	MATERIAL	FINISH
SHELL	DIE CAST ALUMINUM PER ASTM-B-85	ELECTROLESS NICKEL PER MIL-C-26074
HIRF HOUSING RETENTION PLATE	ALUMINUM ALLOY 6061-T6	ELECTROLESS NI Q0-N-290 .0006 MIN OVER CU .0002
SCREWS AND LOCK WASHERS	STEEL	ZINC PLATED OVER SUPPLEMENTAL CHROMATE
POLARIZING KEYS	ZINC ALLOY PER ASTM-B-86	-
POLARIZING KEY RETAINING PLATE	ALUMINUM ALLOY PER ASTM-B-209	BLUE ANODIZED PER MIL-A-8625
60 & 5C2 INSERTS	THERMOSET	-
BLANK INSERT	ALUMINUM ALLOY PER ASTM-B-209	ELECTROLESS NICKEL PER MIL-C-26074
FILLER PLUG	TEFLON	-

"04"	HIRF P/N: 1996859-1; HONEYWELL P/N: 047-50511-0501 MODULE A: BLANK MODULE B: SZ 22 POSTED PIN CONTACT: TE P/N 1-211431-8 (QTY=60) MODULE C: SZ 16 POSTED PIN CONTACT: TE P/N 3-448139-3 (QTY=2) LOADED IN POSITION #2 & 4 SZ 12 SEALING PLUG: TE P/N 1663767-4 (QTY=1) LOADED IN POSITION #3 SZ 5 SEALING PLUG: TE P/N 205975-1 (QTY=1) LOADED IN POSITION #5	1996502-1
	KEYING POSITION	CONTACTS & SEALING PLUGS INCLUDED AND INSTALLED

THIS DRAWING IS A CONTROLLED DOCUMENT.

DIMENSIONS: INCHES [mm]	TOLERANCES UNLESS OTHERWISE SPECIFIED:	DIN C.C.THOMAS 10-9-08	APVD K.THACKSTON 10-9-08	Tyco Electronics Corporation Harrisburg, PA 17105-3608
0 PLC ± -	1 PLC ± -	2 PLC ± -	3 PLC ± .005 [0.13]	4 PLC ± -
		APVD K.THACKSTON 10-9-08	NAME	RECEPTACLE ASSY, SIZE 1, ARINC 600 (BLANK/60/5C2)
MATERIAL SEE TABLE	FINISH SEE TABLE	WEIGHT	SIZE A1	CAGE CODE 00779
CUSTOMER DRAWING		SCALE 3:2	SHEET 1 OF 2	REV F

REVISONS		DATE	DWN	APVD
LOC	DIST			
-	-			
F	LTR	DESCRIPTION		
-	-	SEE SHEET #1	-	-



THIS DRAWING IS A CONTROLLED DOCUMENT.		DIN C.C.THOMAS 10-9-08	Tyco Electronics Corporation Harrisburg, PA 17105-3608	
DIMENSIONS: INCHES [mm]		CHK K.THACKSTON 10-9-08	NAME K.THACKSTON PRODUCT SPEC	
TOLERANCES UNLESS OTHERWISE SPECIFIED:		APVD K.THACKSTON 10-9-08	APPLICATION SPEC	
0 PLC ± -		SIZE A1		
1 PLC ± -		CAGE CODE 00779		
2 PLC ± -		DRAWING NO 1996502		
3 PLC ± .005 [0.13]		RESTRICTED TO		
4 PLC ± -		WEIGHT		
ANGLES ± -		CUSTOMER DRAWING		
FINISH SEE TABLE		SCALE 3:2 SHEET 2 OF 2 REV F		