



Connectors > Terminal Blocks & Strips > Barrier Strips



Barrier Strip Style: **Tri-Barrier**

Bottom Termination Type: **Printed Circuit Pin**

Connector System: **Wire-to-Board**

Number of Positions: **5**

Centerline (Pitch): **9.53 mm [.375 in]**

## Features

### Product Type Features

|                                   |                            |
|-----------------------------------|----------------------------|
| Block Style                       | Flat Bottom with standoffs |
| Connector System                  | Wire-to-Board              |
| Connector & Contact Terminates To | Printed Circuit Board      |

### Configuration Features

|                     |   |
|---------------------|---|
| Number of Levels    | 1 |
| Number of Positions | 5 |
| Number of Rows      | 1 |

### Electrical Characteristics

|                   |              |
|-------------------|--------------|
| Operating Voltage | 300 V, 600 V |
|-------------------|--------------|

### Body Features

|                       |             |
|-----------------------|-------------|
| Primary Product Color | Black       |
| Product Orientation   | Vertical    |
| Barrier Strip Style   | Tri-Barrier |

### Contact Features



|   |              |
|---|--------------|
| PCB Contact Termination Area Plating Material | Tin          |
| Contact Base Material                         | Copper Alloy |
| Contact Current Rating (Max)                  | 5 A, 25 A    |

#### Termination Features

|                         |                     |
|-------------------------|---------------------|
| Bottom Termination Type | Printed Circuit Pin |
|-------------------------|---------------------|

#### Mechanical Attachment

|                         |                       |
|-------------------------|-----------------------|
| Screw Head Type         | Slotted               |
| Screw Plating Material  | Zinc Chromate         |
| Screw Material          | Steel                 |
| Top Termination Type    | Wire Clamp Combo Head |
| Mounting Options        | None                  |
| Thread Size             | 6-32                  |
| Connector Mounting Type | Board Mount           |

#### Housing Features

|                    |                   |
|--------------------|-------------------|
| Housing Material   | Thermoplastic     |
| Centerline (Pitch) | 9.53 mm [.375 in] |

#### Dimensions

|                |                        |
|----------------|------------------------|
| Product Length | 49.17 mm [1.936 in]    |
| Wire Size      | .3 – 3 mm <sup>2</sup> |

#### Operation/Application

|                     |       |
|---------------------|-------|
| Circuit Application | Power |
|---------------------|-------|

#### Industry Standards

|                        |          |
|------------------------|----------|
| UL Flammability Rating | UL 94V-0 |
|------------------------|----------|

#### Packaging Features

|                    |     |
|--------------------|-----|
| Packaging Quantity | 210 |
|--------------------|-----|

#### Other

|                                  |   |
|----------------------------------|---|
| Terminal Blocks & Strips Comment | Do not order screw and captive clamp in combination with other top hardware., Other options available upon request, consult our Product Information Center. |
|----------------------------------|---|

#### Product Compliance

[For compliance documentation, visit the product page on TE.com>](#)

|   |   |
|---|---|
| EU RoHS Directive 2011/65/EU                  | Compliant   |
| EU ELV Directive 2000/53/EC                   | Compliant   |
| China RoHS 2 Directive MIIT Order No 32, 2016 | No Restricted Materials Above Threshold   |
| EU REACH Regulation (EC) No. 1907/2006        | Current ECHA Candidate List: JUNE 2023 (235)<br>Candidate List Declared Against: JUNE 2022 (224)<br>Does not contain REACH SVHC |
| Halogen Content                               | Not Yet Reviewed for halogen content  |
| Solder Process Capability                     | Wave solder capable to 265°C  |


#### Product Compliance Disclaimer

This information is provided based on reasonable inquiry of our suppliers and represents our current actual knowledge based on the information they provided. This information is subject to change. The part numbers that TE has identified as EU RoHS compliant have a maximum concentration of 0.1% by weight in homogenous materials for lead, hexavalent chromium, mercury, PBB, PBDE, DBP, BBP, DEHP, DIBP, and 0.01% for cadmium, or qualify for an exemption to these limits as defined in the Annexes of Directive 2011/65/EU (RoHS2). Finished electrical and electronic equipment products will be CE marked as required by Directive 2011/65/EU. Components may not be CE marked. Additionally, the part numbers that TE has identified as EU ELV compliant have a maximum concentration of 0.1% by weight in homogenous materials for lead, hexavalent chromium, and mercury, and 0.01% for cadmium, or qualify for an exemption to these limits as defined in the Annexes of Directive 2000/53/EC (ELV). Regarding the REACH Regulation, the information TE provides on SVHC in articles for this part number is based on the latest European Chemicals Agency (ECHA) 'Guidance on requirements for substances in articles' posted at this URL: <https://echa.europa.eu/guidance-documents/guidance-on-reach>

## Compatible Parts



## Also in the Series | Buchanan 6 Series



## Customers Also Bought




TE Part #6-1625966-8  
HSA10 680R 5%



TE Part #SRK13-MDB-32A-001  
HDR, 32P, BLK, RA, SN/NI/CU, B



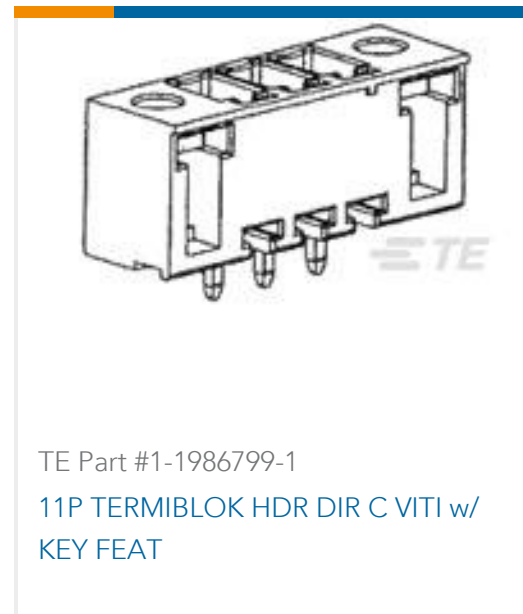
TE Part #HDBOX-24-91PN  
BOX ASSEMBLY




TE Part #1888292-9  
FPH-1602G=FLXPAC HDR P 16 RA LF



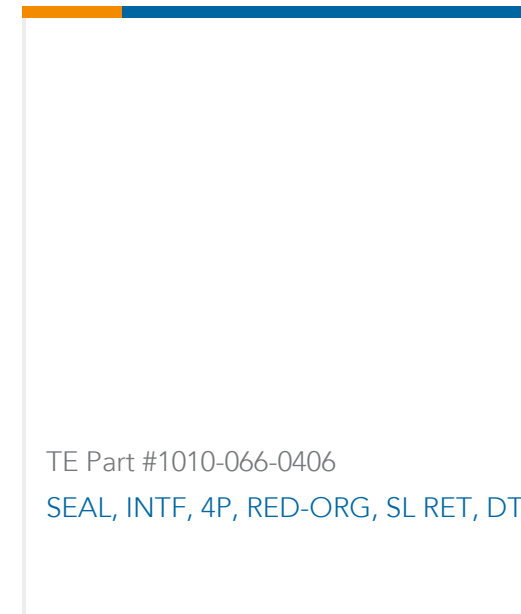
TE Part #6-1437653-8  
6PCV-14-006=6PCV ASSEMBLY



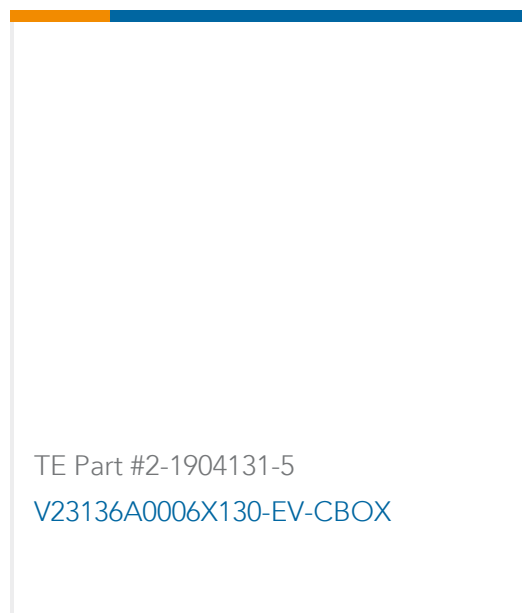
TE Part #1-1986799-1  
11P TERMIBLOK HDR DIR C VIT1 w/  
KEY FEAT



TE Part #4-1827253-6  
.5FHP05H,220,S,GIG,08/Sn,TR,NSYes



TE Part #1010-066-0406  
SEAL, INTF, 4P, RED-ORG, SL RET, DT



TE Part #2-1904131-5  
V23136A0006X130-EV-CBOX

## Documents

### Product Drawings

[6PCV-05-1267=W/PP](#)

English

### CAD Files

Customer View Model

[ENG\\_CVM\\_CVM\\_8-1437652-5\\_R.2d\\_dxf.zip](#)

English

### 3D PDF

3D

Customer View Model

[ENG\\_CVM\\_CVM\\_8-1437652-5\\_R.3d\\_igs.zip](#)

English

Customer View Model

[ENG\\_CVM\\_CVM\\_8-1437652-5\\_R.3d\\_stp.zip](#)

English

By downloading the CAD file I accept and agree to the [Terms and Conditions](#) of use.

## Datasheets & Catalog Pages

6PCV-05-1267

Barrier Strips, Tri-Barrier, Printed Circuit Pin, Wire-to-Board, 5 Position, 9.53 mm [.375 in] Centerline, 1 Row, Buchanan 6 Series



## BUCHANAN TERMINAL BLOCKS CATALOG - BARRIER STRIPS

English