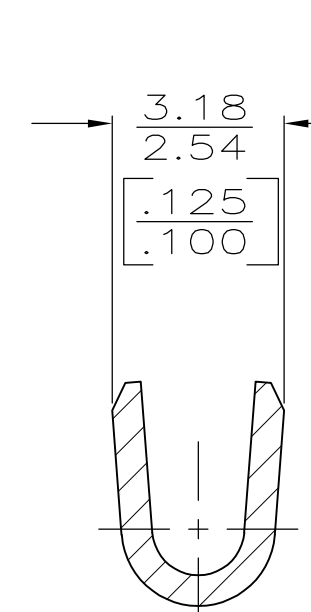
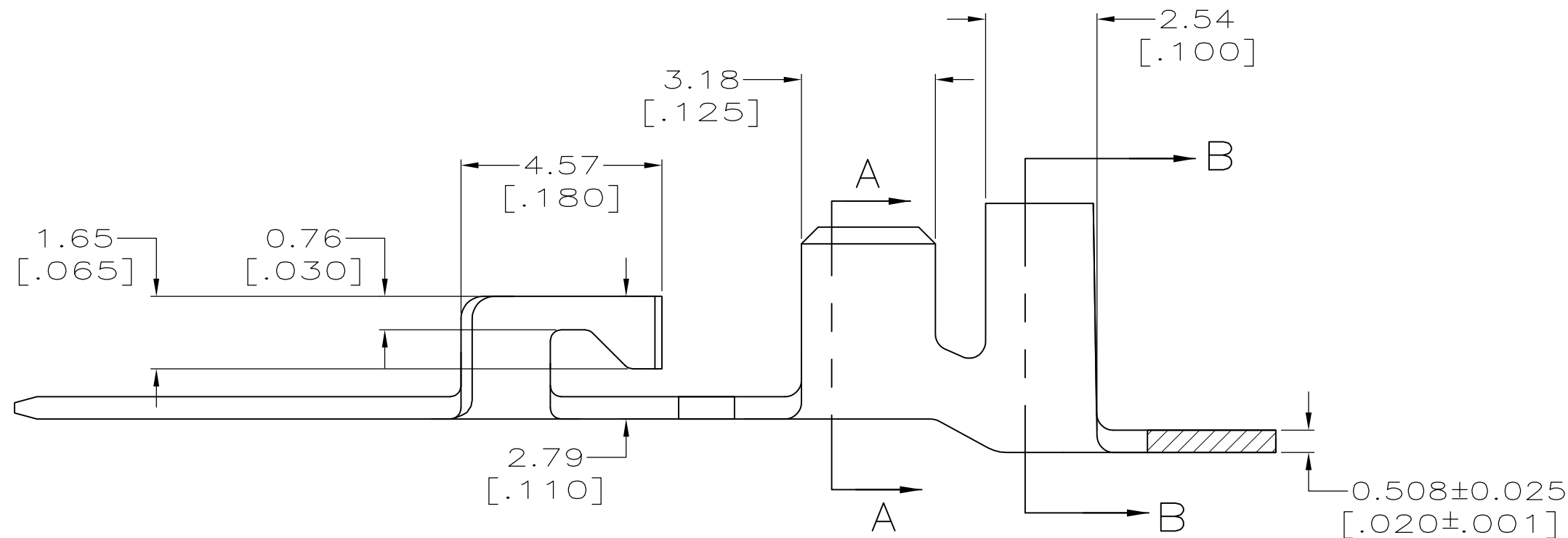
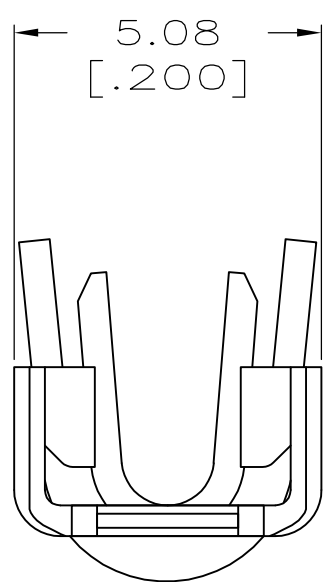
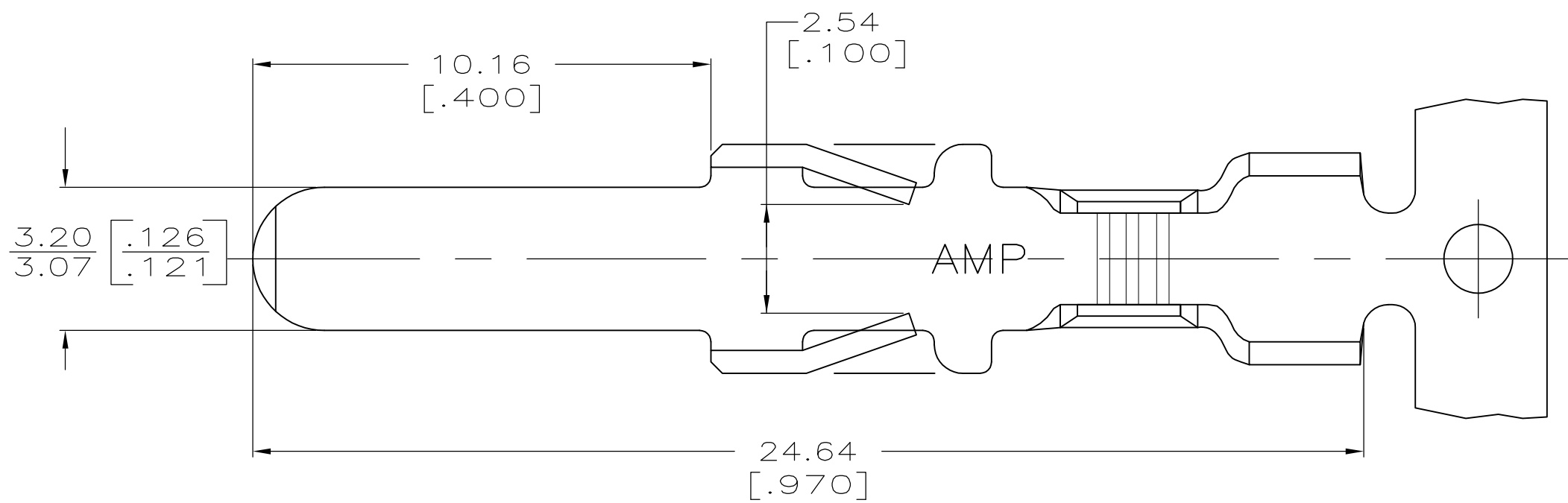


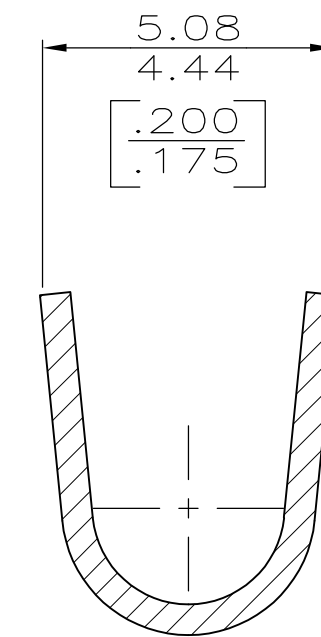
THIS DRAWING IS UNPUBLISHED. RELEASED FOR PUBLICATION
 © COPYRIGHT - By - ALL RIGHTS RESERVED.

LOC	DIST	REVISIONS					
AF	50	P	LTR	DESCRIPTION	DATE	DWN	APVD
		D1		REVISED PER ECR-12-019658	23NOV12	KH	GJ

- 1 CONTINUOUS STRIP ON REEL.
- 2 INSULATION DIAMETER 3.12 [.123] MAXIMUM
- 3 WIRE SIZE 0.5 - 1.3 mm² [#20 - #16 AWG]



SECTION A-A



SECTION B-B

1217076-1
 PART NO.

THIS DRAWING IS A CONTROLLED DOCUMENT.		DWN PHILLIP M. FORTNEY 13/MAR/98	TE TE Connectivity		
DIMENSIONS: mm [INCHES]		CHK JEFF R. RUTH 13/MAR/98			
TOLERANCES UNLESS OTHERWISE SPECIFIED:		APVD D. BRATINA 13/MAR/98	NAME CONTACT, 3.18 [.125] BLADE,		
0 PLC ± - 1 PLC ± - 2 PLC ± 0.25 [.010] 3 PLC ± - 4 PLC ± - ANGLES ± 1°		PRODUCT SPEC -	SIZE A2	CAGE CODE 00779	DRAWING NO 1217076
MATERIAL 4M BRASS	FINISH POST PLATED TIN	APPLICATION SPEC 114-2145	WEIGHT -	RESTRICTED TO -	SCALE 8:1
CUSTOMER DRAWING			SHEET 1 OF 1	REV D1	