
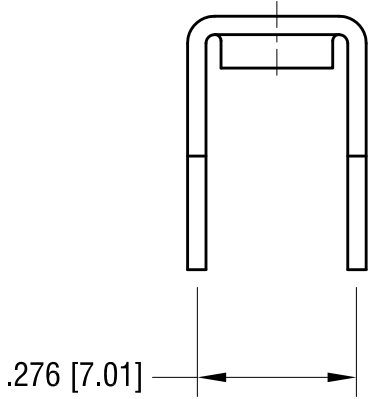
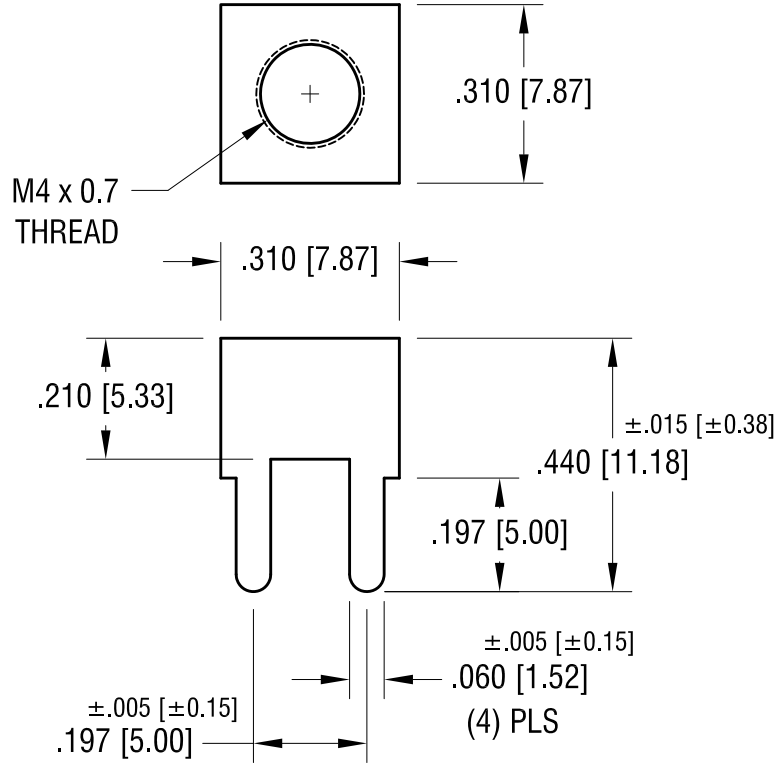
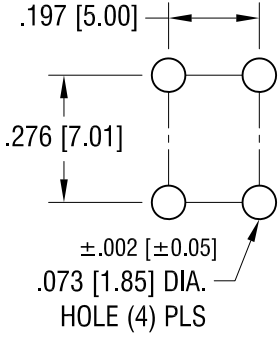


THIS DOCUMENT IS THE PROPERTY OF KEYSTONE ELECTRONICS CORP. AND SHALL NOT BE REPRODUCED, DISTRIBUTED OR USED AS A BASIS FOR MANUFACTURE WITHOUT PRIOR WRITTEN PERMISSION FROM KEYSTONE ELECTRONICS CORP.

ACTUAL SIZE



MOUNTING DETAIL



PC SCREW TERMINAL WITH COLORED SCREW HEAD

PART NO.	HEAD COLOR	PART NO.	HEAD COLOR
7768-2	RED	7768-5	BLUE
7768-3	BLACK	7768-6	GREEN
7768-4	WHITE	7768-7	YELLOW

NOTE:

1. TERMINAL:

MAT'L - .032 [0.81] TH'K BRASS, MATTE TIN PLATE
 SCREW : ONE (1) M4 x 0.7 SCREW (SUPPLIED LOOSE)
 MAT'L - BRASS, NICKEL PLATE
 HEAD OF SCREW IS POWDER COATED WITH COLOR AS INDICATED IN CHART.

KEYSTONE ELECTRONICS CORP.

www.keyelco.com • ASTORIA, N.Y. 11105-2017 • Tel (718) 956-8900

PART NAME				PC SCREW TERMINAL			
MATERIAL				AS NOTED			
FINISH		DRN BY		DATE		SCALE	
AS NOTED		NT		6.03.15		3X	
TOLERANCES		INCH		[MM]		CODE	
DECIMAL		± .010		[± 0.25]		C	
ANGULAR		± 1°		UNLESS OTHERWISE SPECIFIED		DWG NO.	
						7768-2 - 7768-7	

DATE	DESCRIPTION	REV.
------	-------------	------