



# Current Sense / Low Frequency Transformers

## CSE184L

### Description:

Triad's low frequency current sense transformers are designed to monitor current from 0.1 to 1 ampere at frequencies from 50 Hz to 400 Hz.

### Electrical Specifications at 25° C:

**Turns ratio:** Primary to sense 1: 16.67

**Suggested burden resistor:** 60Ω

**Typical output:** 110mV/Amp

**Primary DCR:** 125 mΩ maximum

**Sense DCR:** 23 Ω maximum

**Operating Temperature:** -30°C to 95°C

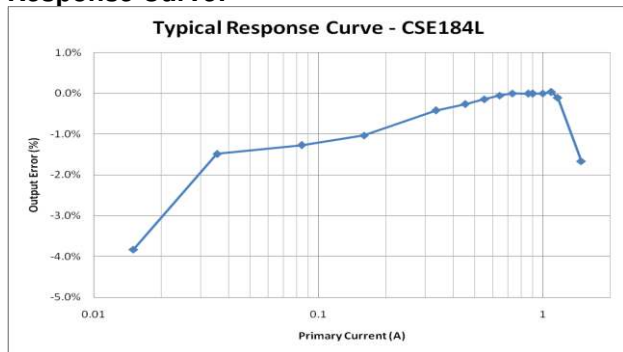
**Storage Temperature:** -50°C to 125°C

**Maximum input:** 1Arms, 0-240VAC circuit

**Maximum output voltage:** 4.0Vrms. Burden resistor value must be selected to not exceed this voltage.

Energy Time (E.T.) = 30000V μS Max

### Response Curve:



### Construction:

These transformers are provided with Recognized Component electrical insulation system (OBJY2), Class 130 (B), designated "B3". Products are designed, built and 100% tested for a hi-pot of 2500V, winding to winding and 1250V, winding to core.

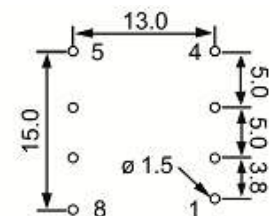
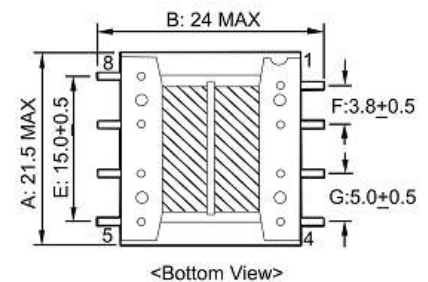
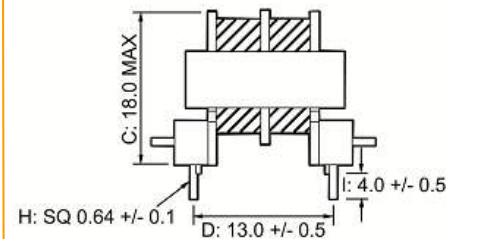

### Agency Files:

UL file E50476 – Electrical Insulation Systems, Class "B3", 130C


UL file E205349 – Component, Instrument Transformer (XODW2)

**RoHS Compliance:** As of manufacturing date February 2016, all standard products meet the requirements of 2015/863/EU, known as the RoHS 3 initiative.

\*Upon printing, this document is considered "uncontrolled". Please contact Triad Magnetics website for the most current version. For soldering and washing information please see <http://www.triadmagnetics.com/faq.html>



PC BOARD LAYOUT



SCHEMATIC

web: [www.TriadMagnetics.com](http://www.TriadMagnetics.com)  
 Phone 951-277-0757  
 Fax 951-277-2757

460 Harley Knox Blvd.  
 Perris, California 92571

Publish Date: April 18, 2019