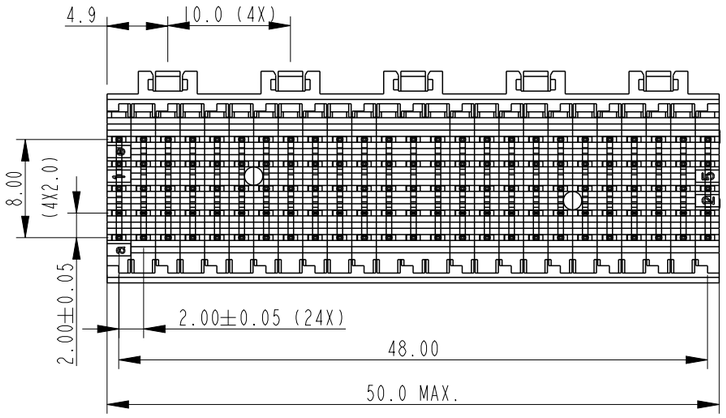

PERFORMANCE CHARACTERISTICS:

CURRENT RATING : 1.5A AT 20°C (FULLY LOADED)
1.0A AT 70°C (FULLY LOADED)
RATED VOLTAGE :500V AC (CONT / CONT)
OPERATING TEMPERATURE :-55°C TO 125°C
CONTACT RESISTANCE :25mΩ MAX.
INSERTION FORCE :0.75 N MAX./ CONT.
EXTRACTION FORCE : 0.15 N MIN. / CONT.
INSULATION RESISTANCE :10^4 MΩ MIN.

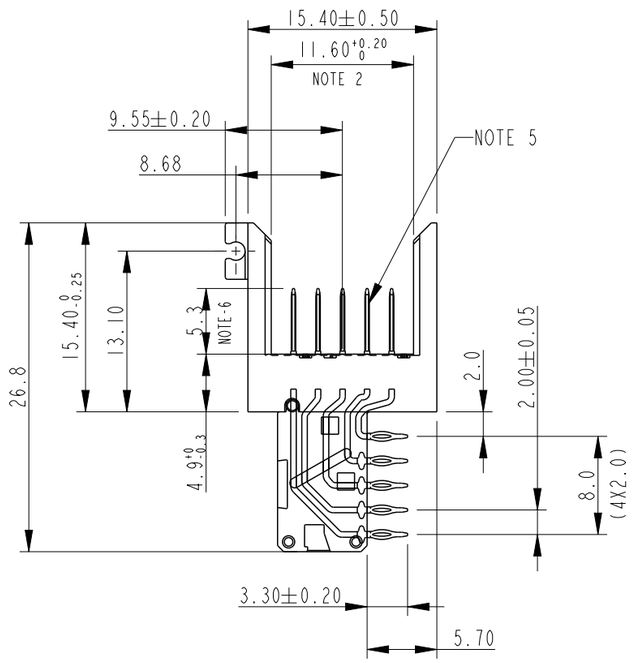

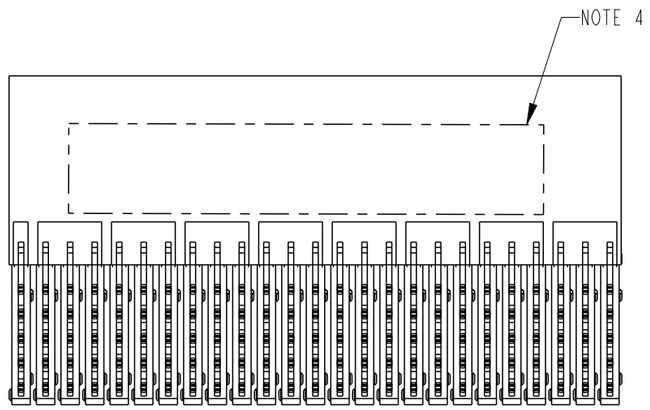

NOTES:

1. UL APPROVED WITH USR AND CNR.
2. MEASURED AT THE BOTTOM.
3. MATERIAL CONTACT :PHOSPHORBRONZE
   HOUSING :LCP 30% GLASS FILLED.
4. CONNECTOR PRINTED WITH P/N AND DATE CODES.
5. FOR ACTUAL CONTACT LOADINGS.(SEE LOADING PATTERN MATING SIDE)
6. 4 = LEVEL 1 (5.30)
   5 = LEVEL 2 (6.80)
   6 = LEVEL 3 (8.30)
7. HM2J02PE5110-- LEAD FREE INDICATOR : LF = LEAD FREE
   PERFORMANCE LEVEL INDICATOR
   (Ref DWG No. BS,C ,201844,003)
8. FOR RECOMMENDED PTH DIMENSIONS REFER DRAWING :BS,A ,201572,001.
9. THIS PRODUCT (LF) MEETS EUROPEAN UNION DIRECTIVES AND OTHER
   COUNTRY REGULATIONS AS DESCRIBED IN GS-22-008
10. LOCKING LATCH DETAILS
   HM2LK1LF, REFER DRAWING BS,C ,201492,001.
   HM2LK0LF, REFER DRAWING BS,C ,201630,006.

LOADING PATTERN :MATING SIDE

F	X	X	X	X	X	X	X	X	X	X	X	X	X	X	X	X	X	X	X	X	X	X	X	X	X
E	4	4	4	4	4	4	4	4	4	4	4	4	4	4	4	4	4	4	4	4	4	4	4	4	4
D	4	4	4	4	4	4	4	4	4	4	4	4	4	4	4	4	4	4	4	4	4	4	4	4	4
C	4	4	4	4	4	4	4	4	4	4	4	4	4	4	4	4	4	4	4	4	4	4	4	4	4
B	4	4	4	4	4	4	4	4	4	4	4	4	4	4	4	4	4	4	4	4	4	4	4	4	4
A	4	4	4	4	4	4	4	4	4	4	4	4	4	4	4	4	4	4	4	4	4	4	4	4	4
Z	X	X	X	X	X	X	X	X	X	X	X	X	X	X	X	X	X	X	X	X	X	X	X	X	X
	1	2	3	4	5	6	7	8	9	10	11	12	13	14	15	16	17	18	19	20	21	22	23	24	25

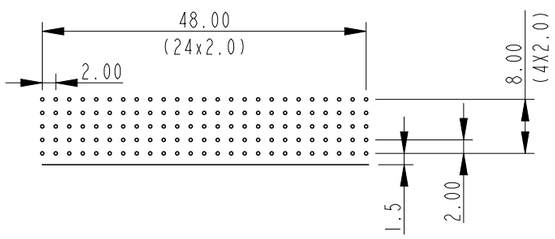

PCB HOLE LAY-OUT

rev	ecn no	dr	date
A	110-0229	GT	2010-11-23
-	-	-	-
-	-	-	-
-	-	-	-
-	-	-	-
-	-	-	-
-	-	-	-

www.fciconnect.com

surface - ISO-1302 ✓ | tolerance std ISO 406 ISO 1101 | projection | mm

TOLERANCES UNLESS OTHERWISE SPECIFIED

Dr	GEORGE THOMAS	2010-11-23	ANGULAR	LINEAR	0.X	±0.2	size A3
Eng	GEORGE THOMAS	2010-11-23			0.XX	±0.1	Scale 1:1
Chr	ALEX BABU	2010-11-23	0° ±1°		0.XXX	±0.1	ECN 110-0229
Appr	BIJU K PAUL	2010-11-23	Product family MILLIPACS -				Spec ref -

title: MPACS RA HEADER WITH LOCKING DEVICE
TYPE B ,NOT SHIELDED

dwg no: BSC202767054 | Rev. A

catalog no: HM2J02PE5110---- | CUSTOMER COPY | sheet 1 of 1

Copyright FCI.