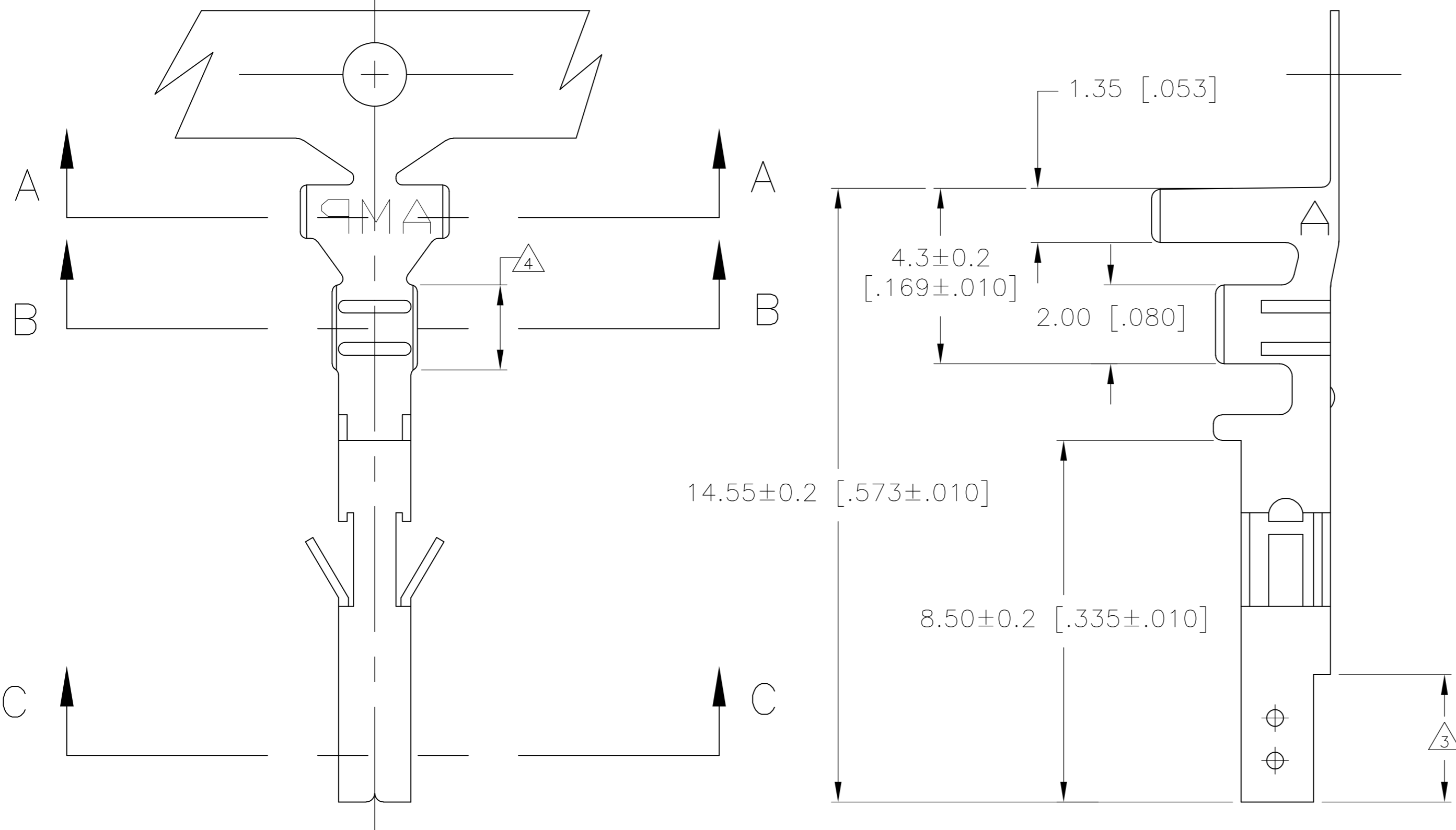
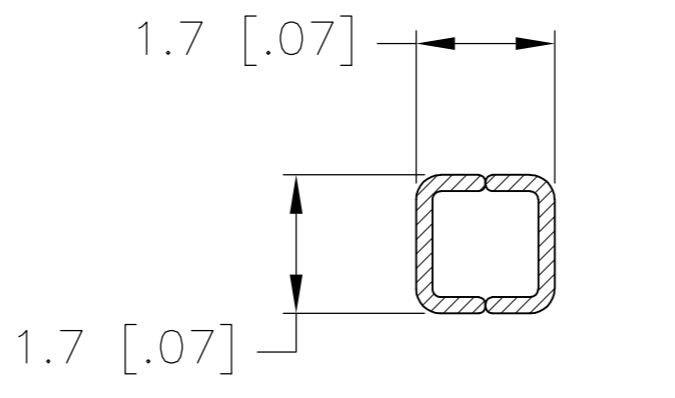
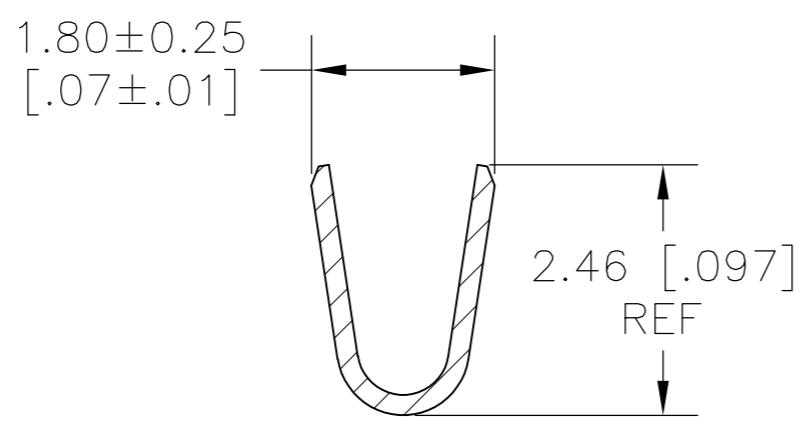
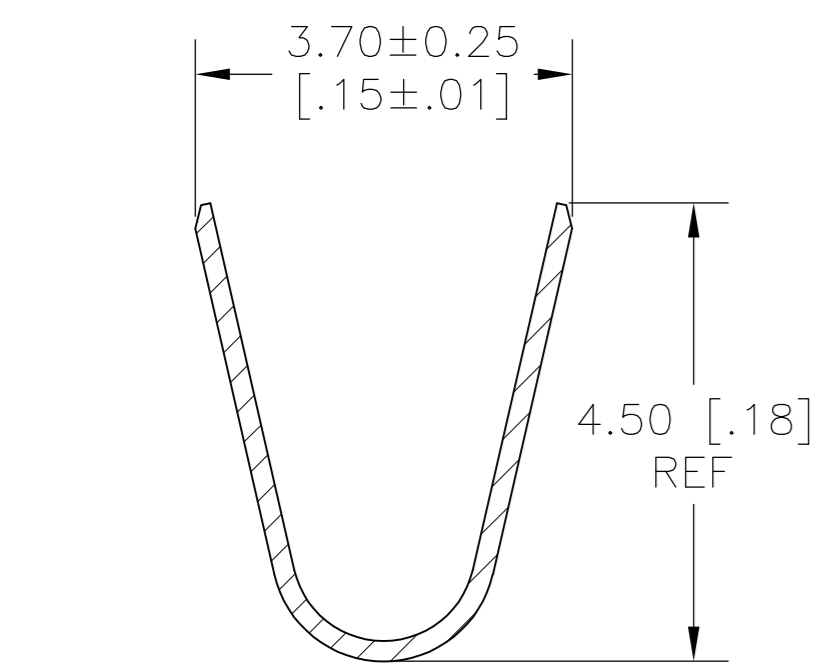


THIS DRAWING IS UNPUBLISHED. RELEASED FOR PUBLICATION
 © COPYRIGHT - By - ALL RIGHTS RESERVED.

LOC	DIST	REVISIONS					
		P	LTR	DESCRIPTION	DATE	DWN	APVD
CM	00		H5	REVISED PER ECR 13-011079	11JUL13	JR	KR



- 1 WIRE RANGE: 0.3-0.82mm² (22-18 AWG).
- 2 INSULATION RANGE: 1.50 - 3.10 DIA.
- 3 FINISH: 0.76µm MIN GOLD OVER 1.27µm MIN NICKEL REQUIRED ON INNER SURFACE, PERMITTED ON OUTER SURFACE.
- 4 FINISH: 2.54µm MIN PRE-TIN ON ALL SURFACES IN THIS AREA.
- 5 FINISH: 2.54µm MINIMUM PRE-TIN ALL OVER.



SECTION B-B

SECTION C-C

SECTION A-A

LUBRICANT	794956-1	794956-5
GOLD 3 4	PHOS. BRZ.	794956-4
PRE-TIN 5	PHOS. BRZ.	794956-3
GOLD 3 4	BRASS	794956-2
PRE-TIN 5	BRASS	794956-1
FINISH:	MATERIAL:	PART NO.

METRIC

THIS DRAWING IS A CONTROLLED DOCUMENT.

DWN S. HAMM 10-SEP-2001	 TE Connectivity			
CHK D. COLEY 10-SEP-2001				
APVD D. COLEY 10-SEP-2001				
PRODUCT SPEC				
APPLICATION SPEC	NAME			
WEIGHT	SIZE A2	CAGE CODE 00779	DRAWING NO. C=794956	RESTRICTED TO
CUSTOMER DRAWING	SCALE NTS	SHEET 1 of 1	REV H5	