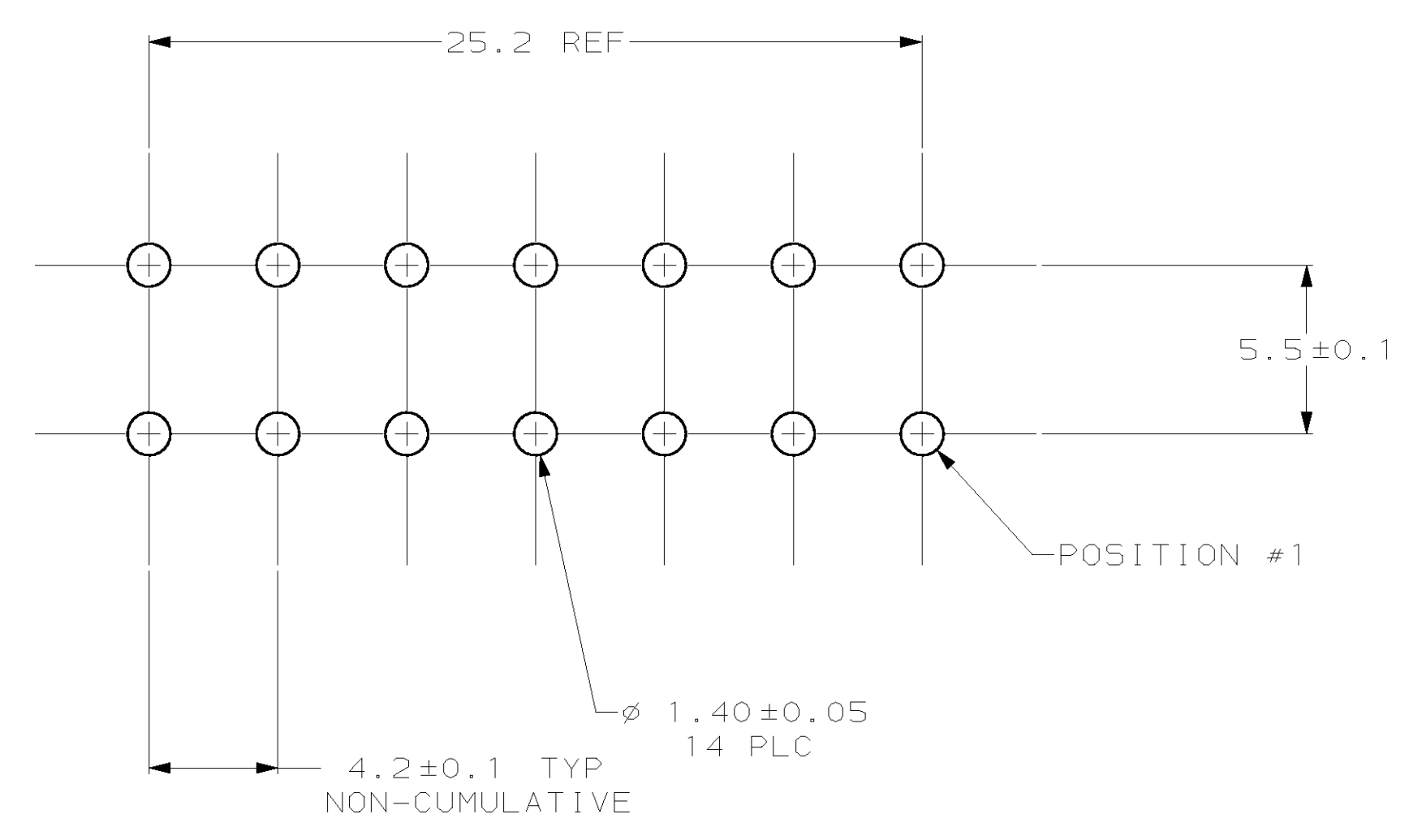
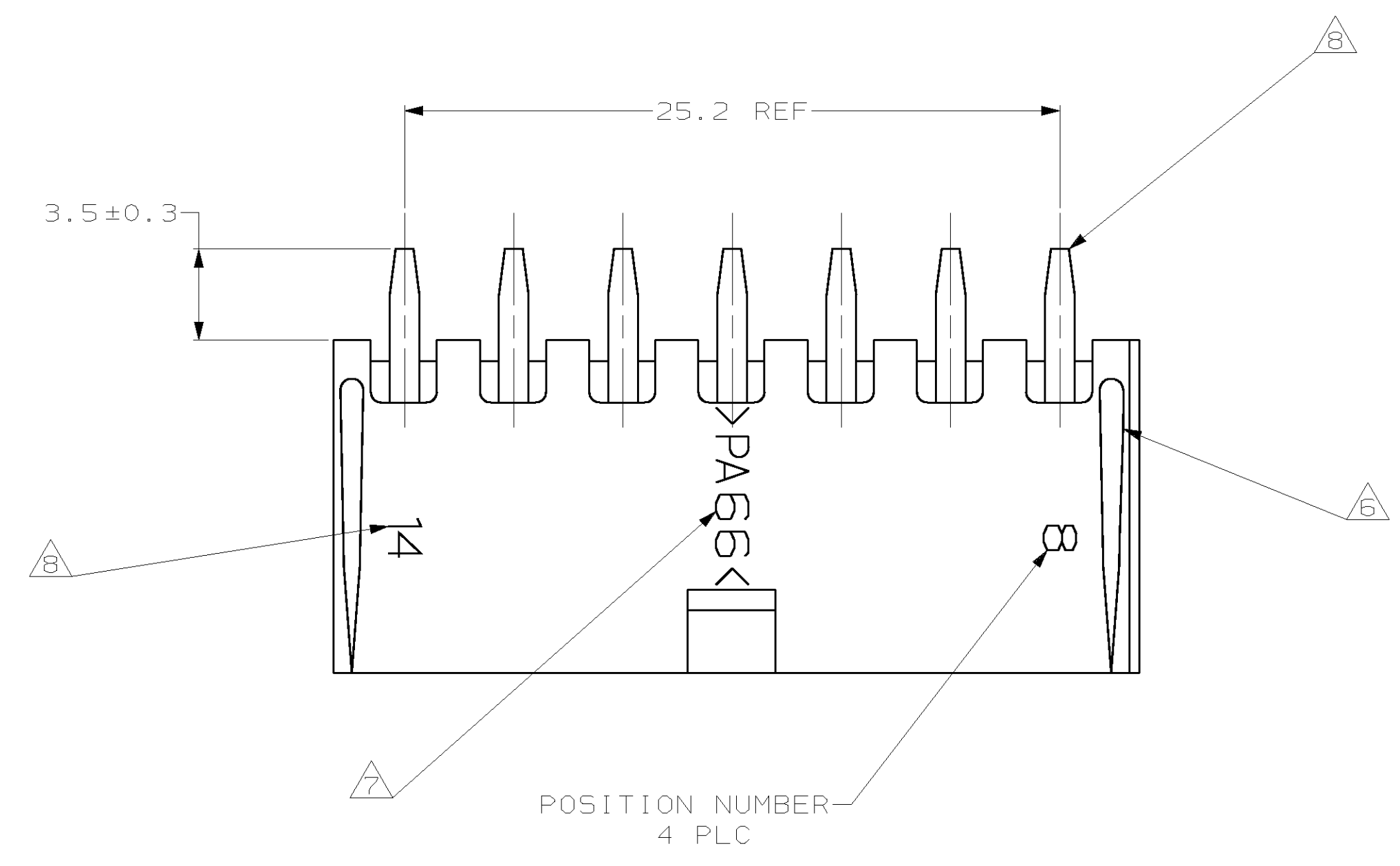
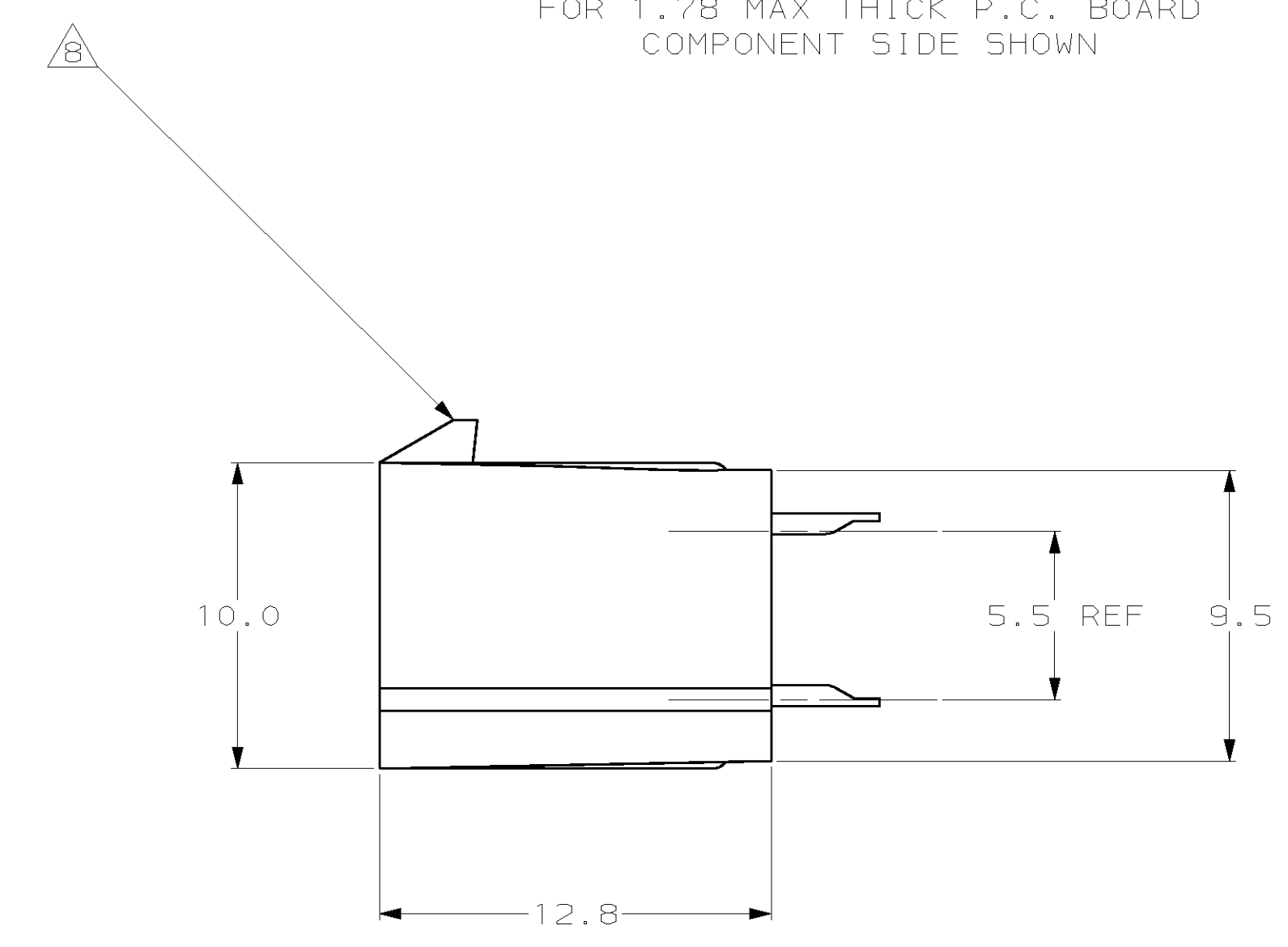
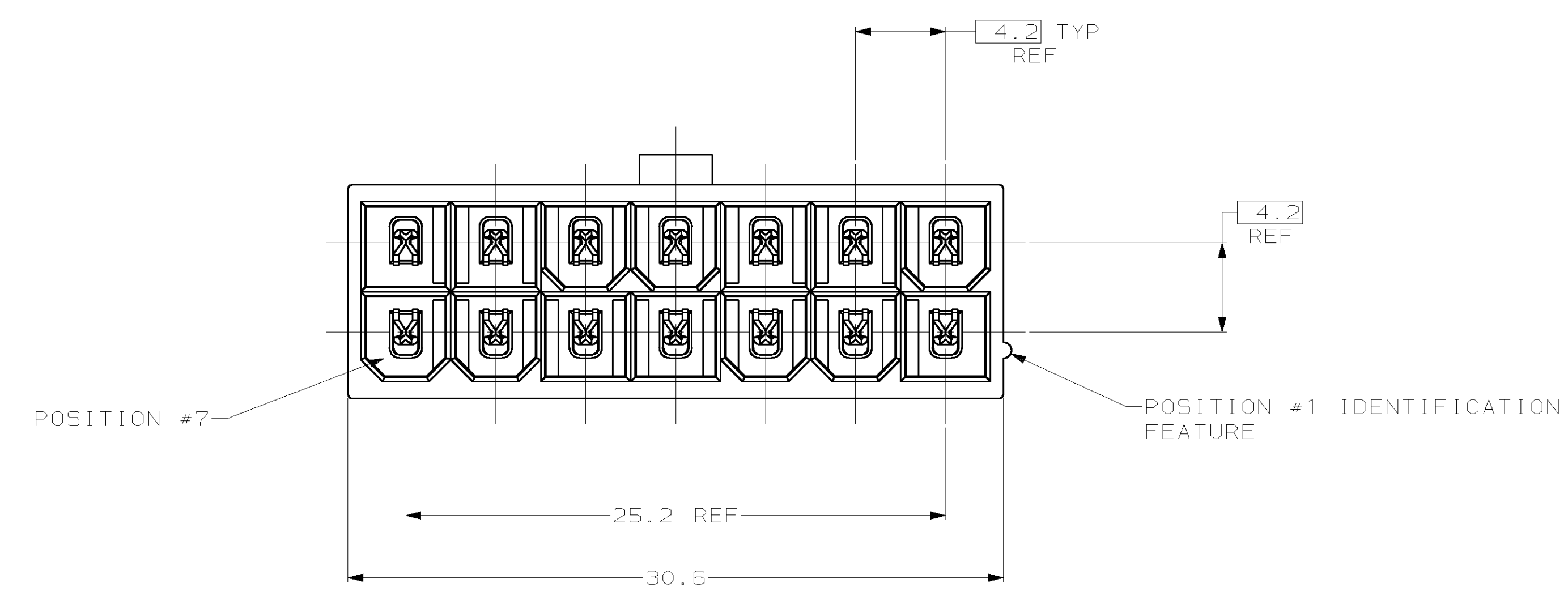


LOC	DIST	REVISIONS			
F	LTR	DESCRIPTION	DATE	OWN	APVD
B	REV PER EC	061B-0049-99	19-APR-99	JH	RS

- ① MATERIAL: HOUSING - NYLON, UL94V-2 (COLOR - NATURAL, COLOR OF PARTS MAY VARY). CONTACTS - 0.25 THK COPPER ALLOY.
- ② CONTACT FINISH: 0.003 MIN THK TIN-LEAD OVER 0.00127 MIN THK NICKEL OVER ENTIRE CONTACT.
- ③ CONTACT FINISH: 0.00076 MIN THK GOLD PLATE ON PIN MATING SURFACE, 0.003 MIN THK TIN-LEAD PLATE ON SOLDER TAIL, ALL OVER 0.00127 MIN THK NICKEL BASE PLATE.
- 4. SOLDER TAIL MEETS AMP SOLDERABILITY SPECIFICATION 109-11-2.
- 5. MATES WITH SIMILARLY PLATED AMP-DUAC™ POWER CONNECTOR RECEPTACLE HOUSINGS/SOCKET CONTACTS.
- ⑥ RIBS ON FOUR CORNERS OPTIONAL.
- ⑦ AMP LOGO AND MATERIAL ID MAY BE LOCATED ON EITHER LONG SIDE OF PART.
- ⑧ SIZE, SHAPE OR STYLE OF THIS FEATURE MAY VARY.



RECOMMENDED MOUNTING HOLE PATTERN FOR 1.78 MAX THICK P.C. BOARD COMPONENT SIDE SHOWN



①	③	①	①	794355-2
①	②	①	①	794355-1
CONTACT		HOUSING		
MATERIAL	FINISH	MATERIAL	COLOR	PART NO
THIS DRAWING IS A CONTROLLED DOCUMENT.				
DIMENSIONS mm		TOLERANCES UNLESS OTHERWISE SPECIFIED:		
0 PLC ±- 1 PLC ±0.2 2 PLC ±0.13 3 PLC ±- 4 PLC ±- UNLESS ±- 40°/30°		DWN R. VESTAL 6-03-98 DIR R. SWING 6-03-98 CASH 6-03-98 PRODUCT SPEC 108-1699 APPLICATION SPEC		
MATERIAL SEE TABLE		FINISH SEE TABLE		
MATERIAL		FINISH		
SEE TABLE		SEE TABLE		
WEIGHT		SCALE 5:1 SHEET 1 OF 1 REV B		
CUSTOMER DRAWING		A1 00779 C-794355		

