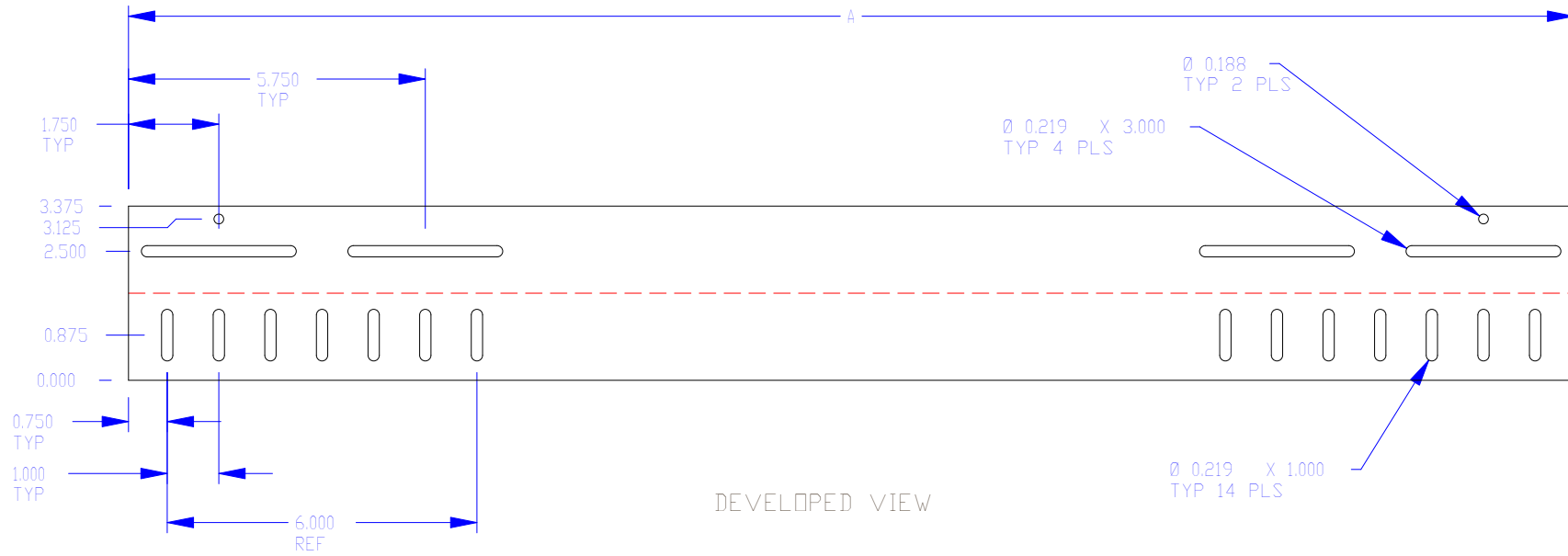


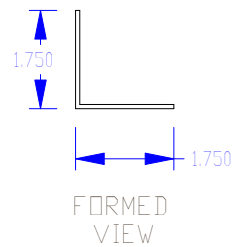
COMPONENT NO.	A
CDM52911-3	20.952
CDM52911-4	28.000

PART SHOWN →

C52911/B2



DEVELOPED VIEW



FORMED VIEW


Unless Otherwise Spec'd
Dimensions are in inches
Tolerances are:
.X ±.1
.XX ±.06
.XXX ±.020
.XXXX ±.0050
Holes ±.0050
Angles ±.5°

Dwn	MICHELLE BENDT
Date	96 06 10
Chk	GWH
Mat'l	14 GA Steel

 HAMMOND MANUFACTURING CO. LTD
Enclosure Group, Guelph, Ontario, Canada

SUPPORT ANGLE
BRACKETS

Rev	ECN	Description	Date	By
△	4224	28' length added	Sept. 03,99	SMM
△	2844	RELEASE	96 06 10	MB



Sheet	2 of 2
-------	--------

Part#: SEE CHART Dwg: C52911/B2

Ref. Dwg: xxxx