

DZ065V SERIES

65 Watts For Medical & Industrial Applications

90 Watts PEAK Current



DESCRIPTION

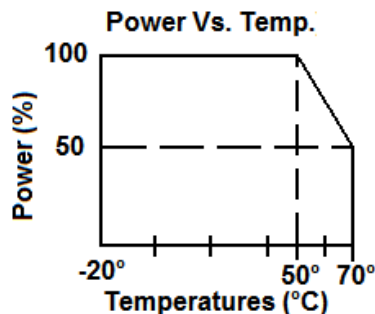
DZ065V series is a universal input power supply. The series is a 65 Watt power supply in the size of 2" x 4" with a wattage density of 6.88W/in³. The efficiency can reach up to 85%.

FEATURES

- EMI FCC Class B
- No Minimum Load Required
- Single Output
- Universal input 90VAC to 264VAC
- Low Leakage
- Double Fused

APPLICATIONS

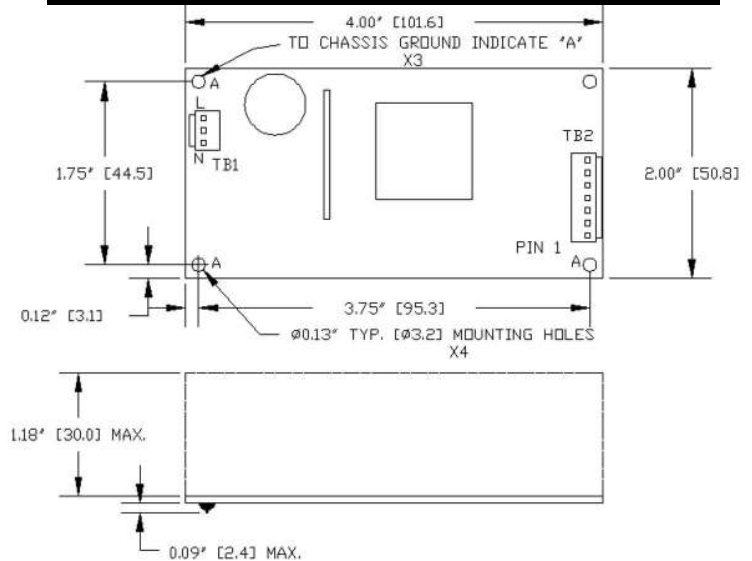
- Computer Peripherals
- Telecommunications
- Tape Drives
- Test Instrumentation Product
- Data Acquisition
- Medical & Dental



GENERAL SPECIFICATIONS

Input Voltage.....	90VAC to 264VAC
Input Frequency.....	47Hz to 63Hz
Inrush Current (cold).....	Less than 30A at 115VAC, 25°C
Operating Temperature.....	0 to 60°C
Derated.....	2%/°C; >50°C
Storage Temperature.....	-40°C to 85°C
Cooling.....	Free Air Convection
Efficiency.....	85 Typical
Holdup Time.....	>12ms at 115VAC
Oversvoltage Type.....	Latching
Overload Protection.....	Auto Recovery
Short Circuit protection.....	Auto Recovery
Earth Leakage.....	300µ Max @ 240VAC
Designed in full compliance with	UL 60950-1, UL60601-1, CSA 22.2 #601-1, #234, EN60950, EN60601-1
EMI	FCC "B", EN55022 "B", EN55011 "B"
EMS.....	EN61000-4-2,-3,-4,-5,-6,-8,-11

MECHANICAL SPECIFICATIONS



Size: 4.0" X 2.0" X 1.18" (101.6mm X 50.8mm X 30.6mm)

TB1—AC input : JST B2P3-VH or equivalent
 TB2—DC output : JST B4P-VH or equivalent (Single Outputs)
 : JST B6P-VH or equivalent (Multiple Outputs)
 : JST B7P-VH or equivalent (Multiple Outputs)
 Mounting holes: 1.75" X 3.75" (44.5mm X 95.3mm)

OUTPUT SPECIFICATIONS

Model	Watts	Voltage (Vdc)	Load (A)			Tolerance ±	Ripple & Noise	Regulation	
			Min.	Rate	Peak			Line	Load
DZ065V-6	65	+5V	0	10.0	18	1%	50 mV	±1%	±1%
DZ065V-7	65	+12V	0.1	4.8	7.5	1%	100 mV	±1%	±1%
		+5V	0	0.5	-	1%	50 mV	±1%	±1%
DZ065V-8	65	+15V	0	4.8	6.0	1%	100 mV	±1%	±1%
DZ065V-9	65	+24V	0	2.7	3.7	1%	200 mV	±1%	±1%
DZ065V-14	65	+48V	0	1.4	1.35	1%	200 mV	±1%	±1%
DZ065V-18	65	+3.3V	0	10	10	1%	50 mV	±1%	±1%
DZ065V-1	65	+5V	0	3.0	5.0	1%	50 mV	±1%	±3%
		+12V	0	3.0	5.0	5%	100 mV	±1%	±3%
		-12V	0	0.3	1.0	5%	100 mV	±1%	±5%
DZ065V-3	65	+5V	0	3.0	5.0	1%	50 mV	±1%	±3%
		+12V	0	3.0	5.0	5%	100 mV	±1%	±3%
DZ065V-19	65	+3.3V	0	5.0	7.0	1%	50 mV	±1%	±3%
		+5V	0	3.0	5.0	5%	50 mV	±1%	±3%
		+12V	0	0.7	-	5%	100 mV	±1%	±3%
DZ065V-5	65	+5V	0	4.0	-	1%	50 mV	±1%	±3%
		+24V	0	1.5	-	5%	200 mV	±1%	±3%

(DZ065V-9-1, -7-1, have extra +5V@0.5A)

Note: Contact factory for Safety Agency Approved status.

- Each output can provide up to peak load temporarily. Continuous operation at greater than rated load is not allowed.
- At factory, in 60% rated load condition, each output is checked to be within voltage accuracy.
- Line regulation is defined by changing ±10% of input voltage from nominal line at rated load.
- Load regulation is defined by changing ±40% of measured output load from 60% rated load.
- The ripple and noise is measured by using 15MHz bandwidth limited oscilloscope. Each output is terminated with a 0.47 µF capacitor at rated load and nominal line.
- Hold up time is measured from the end of the last charging pulse to the time when the main output drops down to 95% output voltage at rated load and nominal line.
- Efficiency is measured at rated load.

DZ065V SERIES 65 WATT— PIN ASSIGNMENT

Pin Mod	1	2	3	4	5	6	7
DZ065V-1	-12V	+5V	+5V	GND	GND	+12V	+12V
DZ065V-3	N/C	+5V	+5V	GND	GND	+12V	+12V
DZ065V-6	GND	GND	GND	+5V	+5V	+5V	
DZ065V-7	+5V	GND	GND	GND	+12V	+12V	
DZ065V-8	N/C	GND	GND	GND	+15V	+15V	
DZ065V-9	N/C	GND	GND	GND	+24V	+24V	
DZ065V-14	N/C	GND	GND	GND	+48V	+48V	
DZ065V-18	N/C	GND	GND	+3.3V	+3.3V	+3.3V	
DZ065V-19	+12V	+5V	+5V	GND	GND	+3.3V	+3.3V
DZ065V-5	+5V	GND	GND	GND	+24V	+24V	

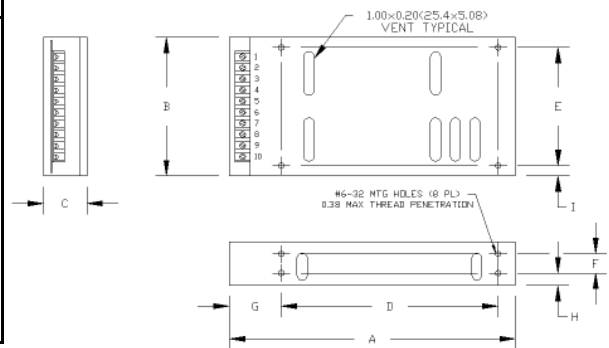


ENCLOSURES (optional)

Note: Package options are available for this series, EU type (U shape) and EC type (Enclosed)

EC

EU


Figure	Inches	(mm)
A	5.00	127
B	2.77	70.4
C	1.60	40.6
D	2.65	67.3
E	2.00	51
F	-	-
G	1.00	25.4
H	0.80	20.3
I	0.38	9.7
J	2.50	63.5


EUS

ECS


*Note DY040 pictured in chassis

Our Standard power supplies, the DZ065 Series, can be installed into a fully enclosed chassis or in a 'U' shape chassis as an option. These options offer two mounting planes. The fully enclosed option helps to reduce radiated noise.