

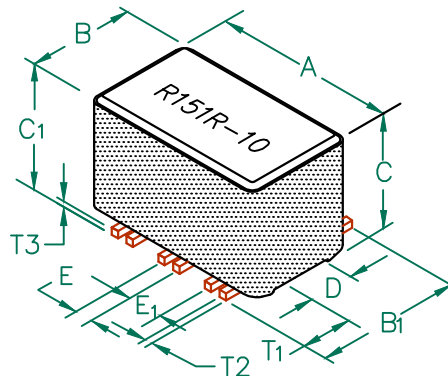
CM3822R151R-10

PHYSICAL DIMENSIONS:

A	9.78 [.385]	+ 0.15 [.006]
B	5.72 [.225]	+ 0.10 [.004]
B ₁	6.73 [.265]	MAX
C	7.62 [.300]	+ 0.13 [.005]
C ₁	8.40 [.330]	MAX.
D	2.41 [.095]	+ 0.08 [.003]
E	0.89 [.035]	+ 0.13 [.005]
E ₁	1.91 [.075]	+ 0.13 [.005]

WIRE:

T ₁	1.91 [.075]	+ 0.25 [.010]
T ₂	0.38 [.015]	TYP.
T ₃	0.38 [.015]	TYP.



ELECTRICAL CHARACTERISTICS:

	Z @ 100MHz (Ω)	DCR (Ω)	Rated Current
Nominal	150		
Minimum	120		
Maximum	-	0.02	5,000 mA

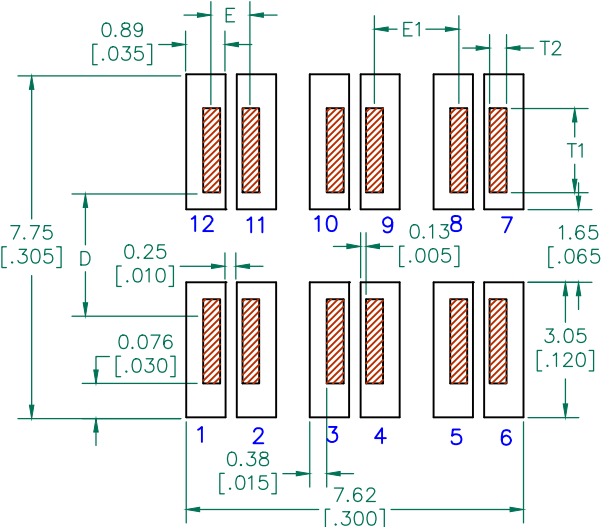
NOTES: UNLESS OTHERWISE SPECIFIED

1. TAPED AND REELED per CURRENT EIA SPECIFICATIONS 13" REELS, 600 PCS per REEL.
2. COMPONENTS SHOULD BE ADEQUATELY PREHEATED BEFORE SOLDERING.
3. REF. CARRIER TAPE SPEC. # CART3822-1P.
4. TERMINATION FINISH IS 100% TIN.
5. THIS PART HAS NO PIN POLARITY.
6. OPERATION TEMPERATURE (INCLUDING SELF-HEATING): -40 ~ +125°C.

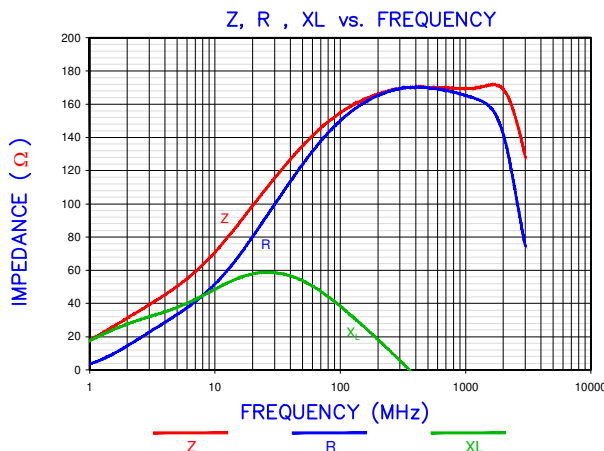
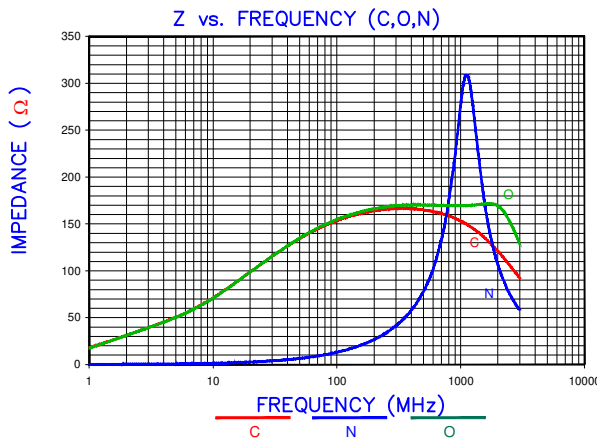
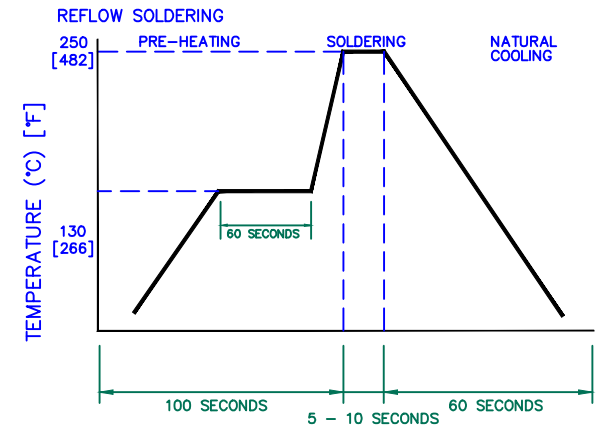
RoHS

UNCONTROLLED DOCUMENT

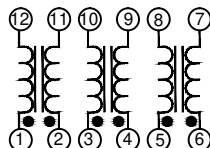
LAND PATTERNS FOR REFLOW SOLDERING



RECOMMENDED SOLDERING CONDITIONS



EQUIVALENT CIRCUIT NO POLARITY



DIMENSIONS ARE IN mm (INCHES).

				This print is the property of Laird Tech. and is loaned in confidence subject to return upon request and with the understanding that no copies shall be made without the written consent of Laird Tech. All rights to design or invention are reserved.		
E	ADD NOTE 6	08/30/12	QIU	PROJECT/PART NUMBER: CM3822R151R-10		
D	UPDATE COMPANY LOGO ADD EQUIVALENT CIRCUIT	01/30/09	JRK			
C	UPDATE COMPANY LOGO	11/29/07	JRK	REV	PART TYPE: E ASSEMBLY	DRAWN BY: JRK
B	CORRECT PART WEIGHT	01/10/05	JRK	DATE:	06/01/04	SCALE: NTS
A	ORIGINAL DRAFT	06/01/04	JRK	CAD #		SHEET: 1 of 2
REV	DESCRIPTION	DATE	INT	TOOL # H0385-1		

