

PCB terminal block - SPT 2,5/ 7-H-5,0 - 1991024

Please be informed that the data shown in this PDF Document is generated from our Online Catalog. Please find the complete data in the user's documentation. Our General Terms of Use for Downloads are valid (<http://phoenixcontact.com/download>)

PCB terminal block, Nominal current: 24 A, Nom. voltage: 400 V, Pitch: 5 mm, Number of positions: 7, Connection method: Spring-cage connection, Mounting: Soldering, Conductor/PCB connection direction: 0 °, Color: green



The figure shows a 10-position version of the product

Product Features

- Can be combined with 3.5 mm pitch
- Larger numbers of positions available on request
- Horizontal and vertical types
- 5.0 mm pitch
- PCB terminal blocks with front spring-cage connection
- Two solder pins for a high level of stability on the PCB
- Generously dimensioned connection cross section of up to 2.5 mm²
- Push-in direct plug-in technology for solid or stranded conductors with ferrules
- When connecting stranded conductors without ferrules, the terminal point is opened using a standard screwdriver



Key commercial data

Packing unit	1 pc
Minimum order quantity	50 pc
Weight per Piece (excluding packing)	8.94 GRM
Custom tariff number	85369010
Country of origin	Poland

Technical data

Dimensions

Length	14.4 mm
Pitch	5 mm
Dimension a	30 mm

PCB terminal block - SPT 2,5/ 7-H-5,0 - 1991024

Technical data

Dimensions

Pin dimensions	0,8 x 0,8 mm
Pin spacing	5 mm
Hole diameter	1.1 mm

General

Range of articles	SPT 2,5/...-H
Insulating material group	I
Rated surge voltage (III/3)	4 kV
Rated surge voltage (III/2)	4 kV
Rated surge voltage (II/2)	4 kV
Rated voltage (III/3)	250 V
Rated voltage (III/2)	400 V
Rated voltage (II/2)	630 V
Connection in acc. with standard	EN-VDE
Nominal current I_N	24 A
Nominal cross section	2.5 mm ²
Maximum load current	24 A
Insulating material	PA
Solder pin surface	Sn
Inflammability class according to UL 94	V0
Internal cylindrical gage	A3
Stripping length	10 mm
Number of positions	7

Connection data

Conductor cross section solid min.	0.2 mm ²
Conductor cross section solid max.	4 mm ²
Conductor cross section stranded min.	0.2 mm ²
Conductor cross section stranded max.	2.5 mm ²
Conductor cross section stranded, with ferrule without plastic sleeve min.	0.25 mm ² Stripping length 8 mm
Conductor cross section stranded, with ferrule without plastic sleeve max.	2.5 mm ² Stripping length 8 mm
Conductor cross section stranded, with ferrule with plastic sleeve min.	0.25 mm ² Stripping length 8 mm
Conductor cross section stranded, with ferrule with plastic sleeve max.	1.5 mm ² Stripping length 8 mm
Conductor cross section AWG/kcmil min.	24
Conductor cross section AWG/kcmil max	12
Minimum AWG according to UL/CUL	24
Maximum AWG according to UL/CUL	12

PCB terminal block - SPT 2,5/ 7-H-5,0 - 1991024

Classifications

eCl@ss

eCl@ss 4.0	27141109
eCl@ss 4.1	27141109
eCl@ss 5.0	27141190
eCl@ss 5.1	27141190
eCl@ss 6.0	27261101
eCl@ss 7.0	27440401
eCl@ss 8.0	27440401

ETIM

ETIM 3.0	EC001121
ETIM 4.0	EC002643
ETIM 5.0	EC002643

UNSPSC

UNSPSC 6.01	30211801
UNSPSC 7.0901	39121432
UNSPSC 11	39121432
UNSPSC 12.01	39121432
UNSPSC 13.2	39121432

Approvals

Approvals

Approvals

UL Recognized / SEV / cUL Recognized / CCA / IECCEB Scheme / GOST / GOST / cULus Recognized


Ex Approvals

Approvals submitted


Approval details

PCB terminal block - SPT 2,5/ 7-H-5,0 - 1991024


Approvals

UL Recognized 		
	B	D
mm ² /AWG/kcmil	24-12	24-12
Nominal current I _N	20 A	10 A
Nominal voltage U _N	300 V	300 V

SEV	
mm ² /AWG/kcmil	2.5
Nominal current I _N	24 A
Nominal voltage U _N	250 V

cUL Recognized 		
	B	D
mm ² /AWG/kcmil	24-12	24-12
Nominal current I _N	20 A	10 A
Nominal voltage U _N	300 V	300 V

CCA	
mm ² /AWG/kcmil	2.5
Nominal current I _N	24 A
Nominal voltage U _N	250 V

IECEE CB Scheme 	
mm ² /AWG/kcmil	2.5
Nominal current I _N	24 A
Nominal voltage U _N	250 V

PCB terminal block - SPT 2,5/ 7-H-5,0 - 1991024

Approvals

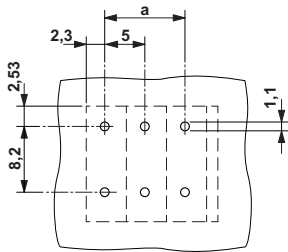
GOST

GOST

cULus Recognized

Drawings

Drilling diagram



Dimensioned drawing

