

1744048-3 ✓ ACTIVE



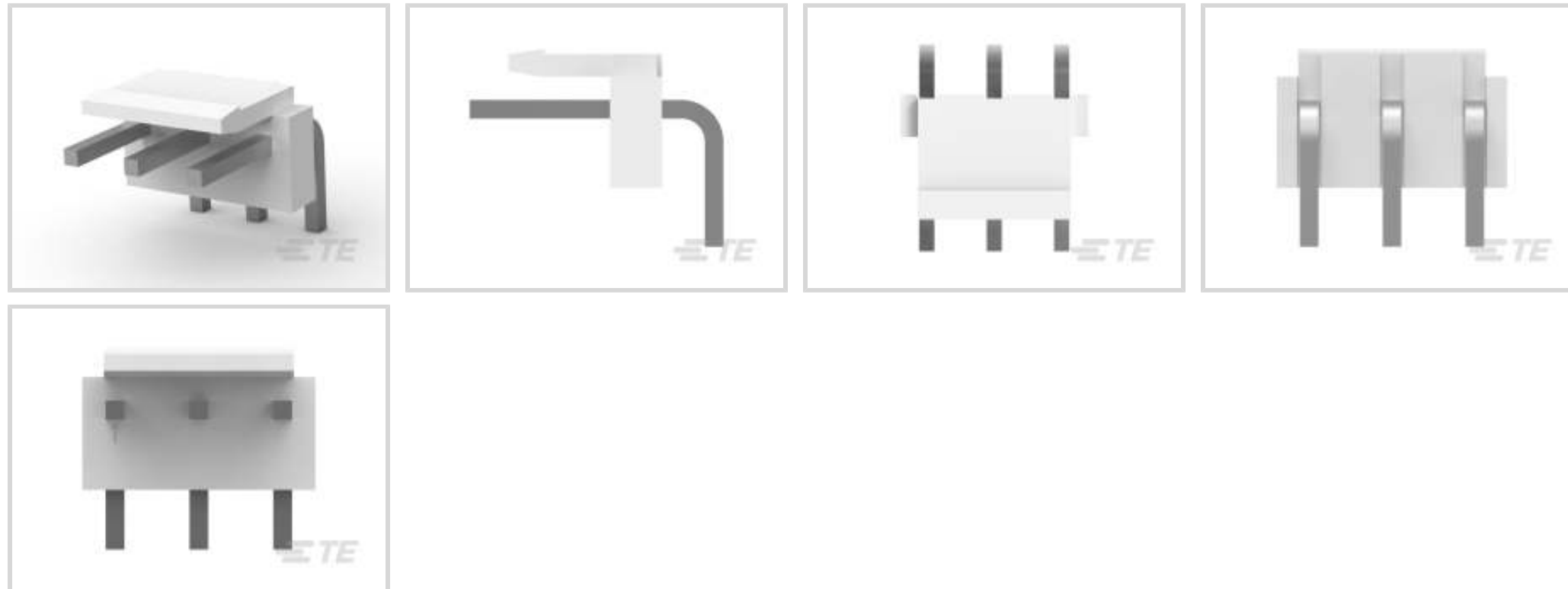
Economy Power

TE Internal #: 1744048-3

Rectangular Power Connectors, Header, Plug, Wire-to-Board, 3 Position, 5.08 mm [.2 in] Centerline, Printed Circuit Board, UL 94V-0, Economy Power

[View on TE.com >](#)

Connectors > Power Connectors > Rectangular Power > Rectangular Power Connectors



Rectangular Power Connector Type: **Header**

Connector & Housing Type: **Plug**

Connector System: **Wire-to-Board**

Number of Positions: **3**

Centerline (Pitch): **5.08 mm [.2 in]**

### Features

#### Product Type Features

Header Type	Partially Shrouded
Rectangular Power Connector Type	Header
Connector & Housing Type	Plug
Connector System	Wire-to-Board
Sealable	No
Connector & Contact Terminates To	Printed Circuit Board

#### Configuration Features

Number of Positions	3
PCB Mount Orientation	Right Angle
Number of Power Positions	3
Number of Rows	1

#### Electrical Characteristics

Operating Voltage	250 VDC
-------------------	---------

#### Contact Features



Mating Post Length	8.6 mm[.339 in]
PCB Contact Termination Area Plating Material Thickness	.8 $\mu$ m, 2 $\mu$ m[31.49 $\mu$ in][80 $\mu$ in]
Contact Layout	Inline
Mating Tab Width	1.14 mm[.045 in]
Contact Mating Area Plating Material	Tin
Contact Shape & Form	Rectangular
Contact Base Material	Copper Alloy
Contact Current Rating (Max)	8 A
Contact Retention Within Housing	Without
Contact Type	Pin
PCB Contact Termination Area Plating Material	Tin
Contact Mating Area Plating Material Thickness	2.03 $\mu$ m[80 $\mu$ in]

#### Termination Features

Termination Post & Tail Length	3.7 mm[.146 in]
Termination Method to Printed Circuit Board	Through Hole - Solder

#### Mechanical Attachment

Strain Relief	Without
Mating Alignment Type	Polarizing Tab
Mating Retention	With
Mating Alignment	With
PCB Mount Alignment	Without
PCB Mount Retention	Without
Mating Retention Type	Latch
Connector Mounting Type	Board Mount

#### Housing Features

Centerline (Pitch)	5.08 mm[.2 in]
Housing Color	Natural
Housing Material	Nylon 66

#### Dimensions

Connector Height	8.2 mm[.323 in]
PCB Thickness (Recommended)	.06 mm[1.6 in]
Product Width	15 mm[.591 in]



Product Length	12.76 mm[.502 in]
----------------	-------------------

### Usage Conditions

Operating Temperature Range	-25 – 105 °C[-13 – 221 °F]
-----------------------------	----------------------------

### Operation/Application

Circuit Application	Power
---------------------	-------

### Industry Standards

UL Flammability Rating	UL 94V-0
Glow Wire Rating	Standard Part - Not Glow Wire

### Packaging Features

Packaging Quantity	1000
Packaging Method	Bag

### Product Compliance

[For compliance documentation, visit the product page on TE.com>](#)

EU RoHS Directive 2011/65/EU	Compliant
EU ELV Directive 2000/53/EC	Compliant
China RoHS 2 Directive MIIT Order No 32, 2016	No Restricted Materials Above Threshold
EU REACH Regulation (EC) No. 1907/2006	Current ECHA Candidate List: JUNE 2023 (235) Candidate List Declared Against: JUNE 2022 (224) Does not contain REACH SVHC
Halogen Content	Low Halogen - Br, Cl, F, I < 900 ppm per homogenous material. Also BFR/CFR/PVC Free
Solder Process Capability	Wave solder capable to 240°C

#### Product Compliance Disclaimer

This information is provided based on reasonable inquiry of our suppliers and represents our current actual knowledge based on the information they provided. This information is subject to change. The part numbers that TE has identified as EU RoHS compliant have a maximum concentration of 0.1% by weight in homogenous materials for lead, hexavalent chromium, mercury, PBB, PBDE, DBP, BBP, DEHP, DIBP, and 0.01% for cadmium, or qualify for an exemption to these limits as defined in the Annexes of Directive 2011/65/EU (RoHS2). Finished electrical and electronic equipment products will be CE marked as required by Directive 2011/65/EU. Components may not be CE marked. Additionally, the part numbers that TE has identified as EU ELV compliant have a maximum concentration of 0.1% by weight in homogenous materials for lead, hexavalent chromium, and mercury, and 0.01% for cadmium, or qualify for an exemption to these limits as defined in the Annexes of Directive 2000/53/EC (ELV). Regarding the REACH Regulation, the information TE provides on SVHC in articles for this part number is based on the latest European Chemicals Agency (ECHA) 'Guidance on requirements for substances in articles' posted at this URL: <https://echa.europa.eu/guidance-documents/guidance-on-reach>

## Compatible Parts



TE Part # 1744416-3  
3 POS EP II HSG, GLOW WIRE



TE Part # 8-1744056-2  
3.96 EP HDR ASSY 2P R/A HT,TAPE



TE Part # 1744337-1  
EP HDR ASSY 3P R/A, OMIT 2




TE Part # 1744036-3  
03P ECONOMY POWER .200 CL HSG




TE Part # 1744493-3  
03P EP-II HOUSING, ORANGE

## Also in the Series | Economy Power




Connector Contacts(1)




Insertion & Extraction Tools(1)




PCB Headers & Receptacles(162)




PCB Latches, Locks & Retainers(2)




Power Contacts(8)



Rectangular Connector Housings(1)



Rectangular Power Connectors(302)



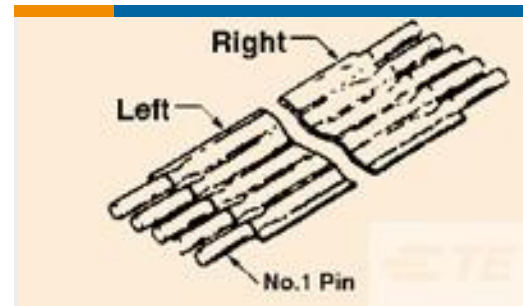
Wire-to-Board Connector Assemblies & Housings(142)





Wire-to-Board Connector Contacts(6)

## Customers Also Bought

TE Part #1469001-1  
HM-ZD 4PR RECP 80PTE Part #1825910-7  
FSM4JAH=6MM TACT SWITCH, HIGH TEMPTE Part #5-2213766-3  
AV19 DPM 5A POWER LED GREEN 12VTE Part #8-1879627-4  
H4P 30K 1% 100PPMTE Part #1744036-6  
06P ECONOMY POWER .200 CL HSGTE Part #7-6474640-3  
FSN-21ATE Part #1744525-3  
EP 03P RA-HDR ASY NO 2 PINTE Part #3-1879629-0  
H4P 3K0 0.5% 100PPM

## Documents

### Product Drawings

03P EC PWR.200 CL HDR ASSY RA

English

### CAD Files

3D PDF

English

Customer View Model

[ENG\\_CVM\\_1744048-3\\_O.2d\\_dxf.zip](#)

English

Customer View Model

[ENG\\_CVM\\_1744048-3\\_O.3d\\_igs.zip](#)

English

Customer View Model

[ENG\\_CVM\\_1744048-3\\_O.3d\\_stp.zip](#)

English

By downloading the CAD file I accept and agree to the [Terms and Conditions](#) of use.



---

### Datasheets & Catalog Pages

[1-1773885-9 Economy Power Connectors](#)

English

---

### Product Specifications

[Application Specification](#)

English

[Application Specification](#)

Japanese

---

### Agency Approvals

[UL Report](#)

English