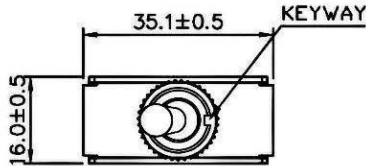


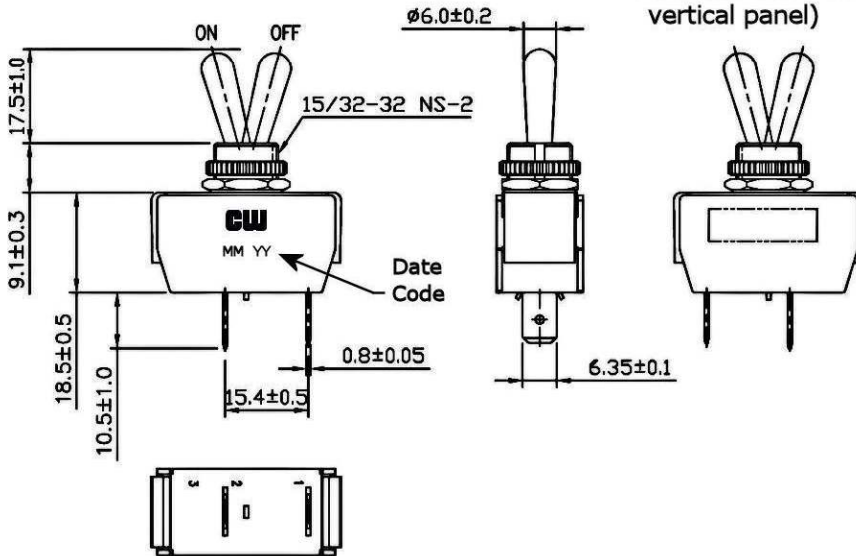
THIS INFORMATION IS CONFIDENTIAL AND PROPRIETARY TO CW INDUSTRIES INCORPORATED AND ITS AFFILIATES. IT MAY NOT BE DISCLOSED TO ANYONE, OTHER THAN CW INDUSTRIES PERSONNEL, WITHOUT WRITTEN AUTHORIZATION FROM CW INDUSTRIES INCORPORATED, SOUTHAMPTON, PENNSYLVANIA USA.

Rating	SEE TABLE	Mounting Hole		Circuit	SEE TABLE
Contact Resistance	50m ohm Max				
Insulation Resistance	DC 500V 100M ohm Min				
Dielectric Strength	AC 1500V 1minute				
Switch Function	SEE TABLE				
Operation Temperature	0°C~85°C				

Panel Thickness 6mm max..



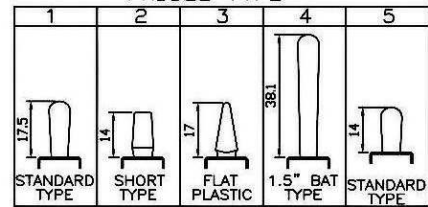
- * Electrical Life at Full Load: 10,000 cycles
- * Contact Clearance:> 3.0mm for ON-OFF, (ON)-OFF, ON-(OFF), ON-ON; u Class for ON-OFF-ON, ON-OFF-(ON), (ON)-OFF-(ON)
- * Clearance, Creepage distance, Distance through Insulation: Normal/DirtyClass
- * Dust and Water Sealed to IP56 (Switches mounted on vertical panel)



TERMINAL TYPE

01	05	08	12
SQ	S0	SC	S0
6.35x0.8	ø3.6	No.6-32UNC	ø2.1

PADDLE TYPE



Type	Functions(Single Pole)	Diagram	Rating
A	2P SPST ON-OFF		20A 277V ac 1HP 277V ac 1/2HP 125V ac cULus
N	2P SPST (ON)-OFF		16A 277V ac 1HP 277V ac 1/2HP 125V ac cULus
R	2P SPST ON-(OFF)		16A 277V ac 1HP 277V ac 1/2HP 125V ac cULus
C	3P SPDT ON-ON		10(4)A 250V~ T85 20A 277V ac 1HP 277V ac 1/2HP 125V ac cULus
I	3P SPDT ON-(ON)		16A 277V ac 1HP 277V ac 1/2HP 125V ac cULus
D	3P SPDT ON-OFF-ON		10(4)A 250V~ T85 16A 277V ac 1HP 277V ac 1/2HP 125V ac cULus
H	3P SPDT ON-OFF-(ON)		16A 277V ac 1HP 277V ac 1/2HP 125V ac cULus
G	3P SPDT (ON)-OFF-(ON)		16A 277V ac 1HP 277V ac 1/2HP 125V ac cULus

W	SPRING WASHER	OPTIONS	
P	ON/OFF FACE PLATE	L	LOCK WASHER
Q	HI/LO FACE PLATE	W-72	RUBBER BOOT
R	KNURL NUT	U	BODY PVC - COATING
H	HEX NUT		
K	BLACK KNURL NUT		
M	BLACK HEX NUT		
N	LOCATING RING		

RoHS Compliant

() = Momentary Function

CW INDUSTRIES
Southampton, Pa. 18966
Tel 215.355.7080/www.cwind.com

Date Drawn: 12/08/10

Rev. 0

Unit: mm

Checked By: G.GULD

Title: **TOGGLE SWITCH**

CW P/N: **GTS447SERIES**