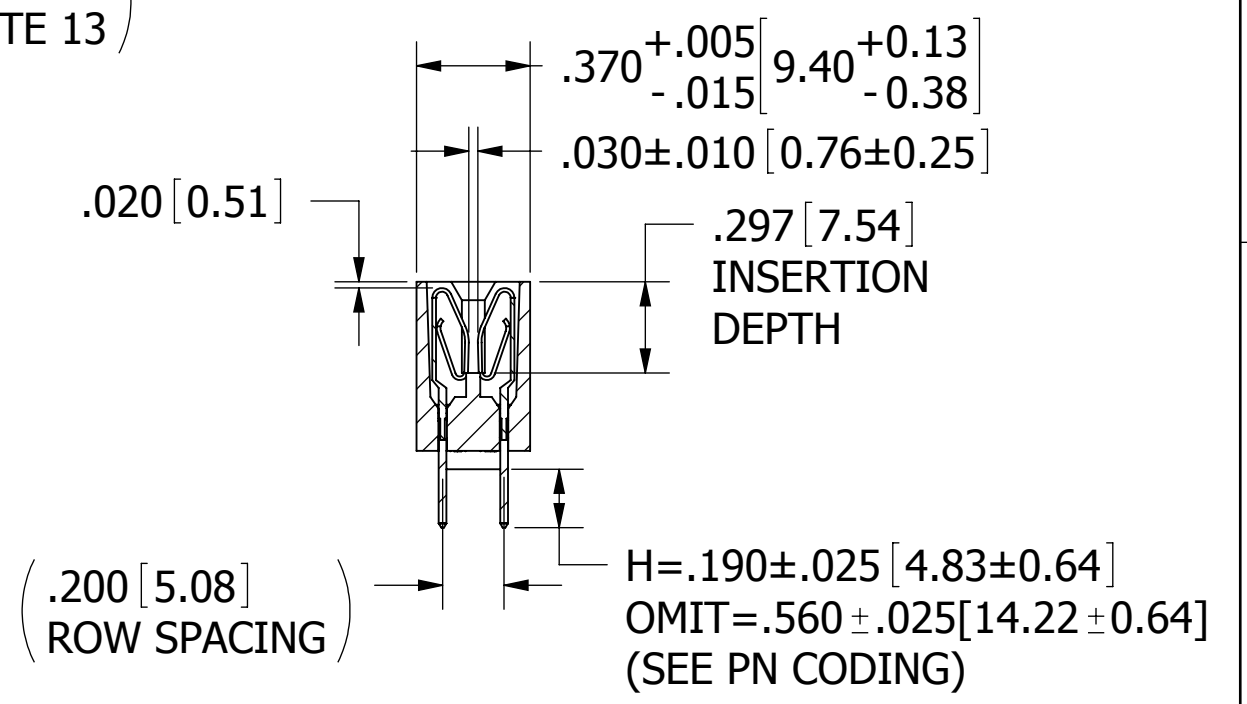
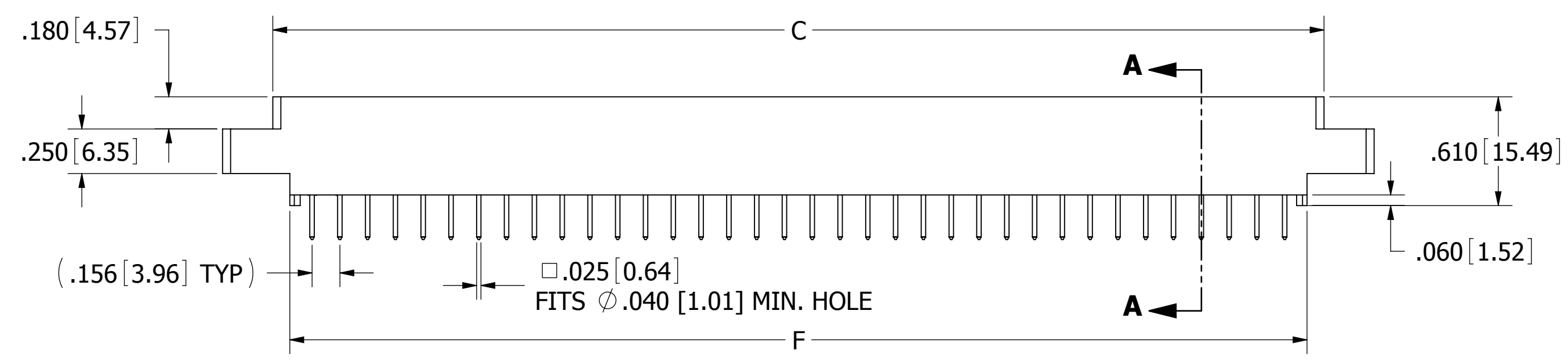
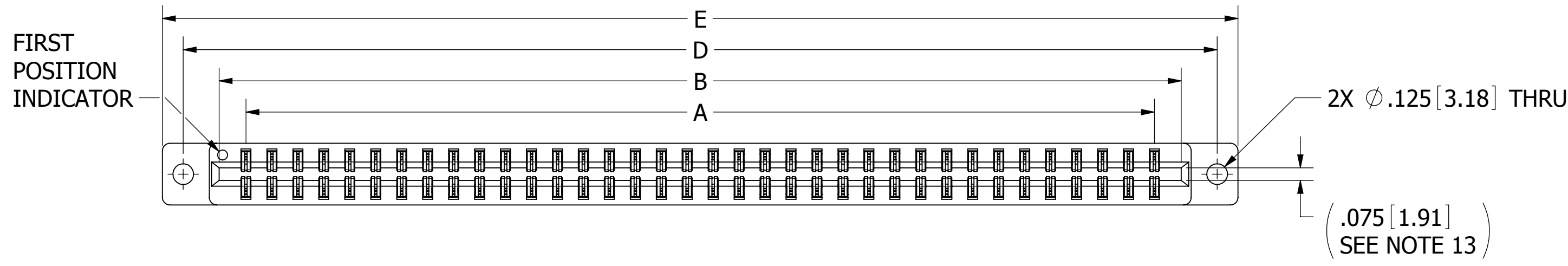
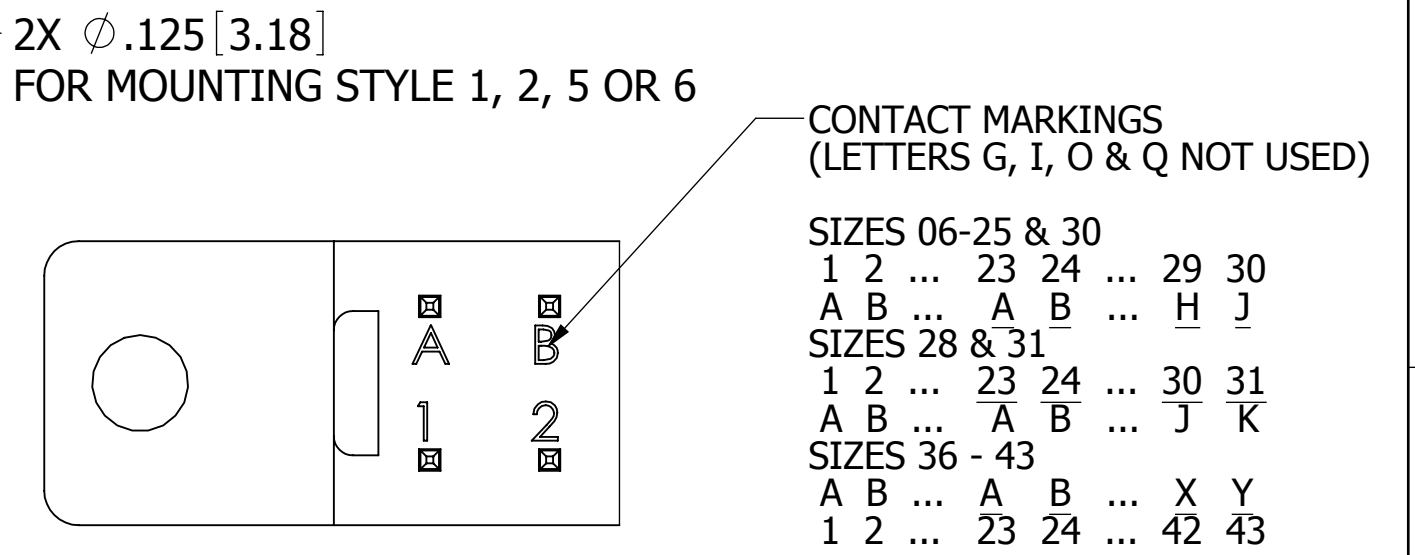
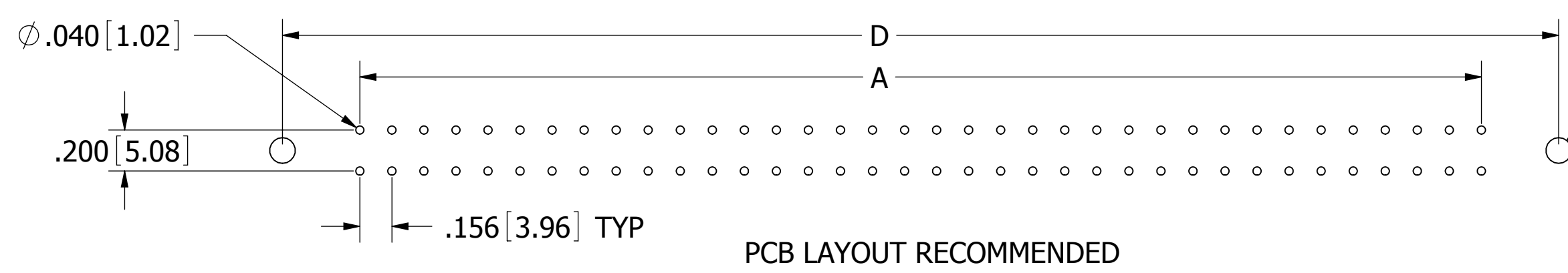


REVISIONS				
REV.	ECO. NO	DESCRIPTION	DATE	BY
A	2472	INITIAL RELEASE	10/11/2011	JH



MP _ - 156- _ -DW-5H _ Z (REF: _ M _ DRSH)
 MP _ - 156- _ -DW-5 _ Z (REF: _ M _ DRMH)

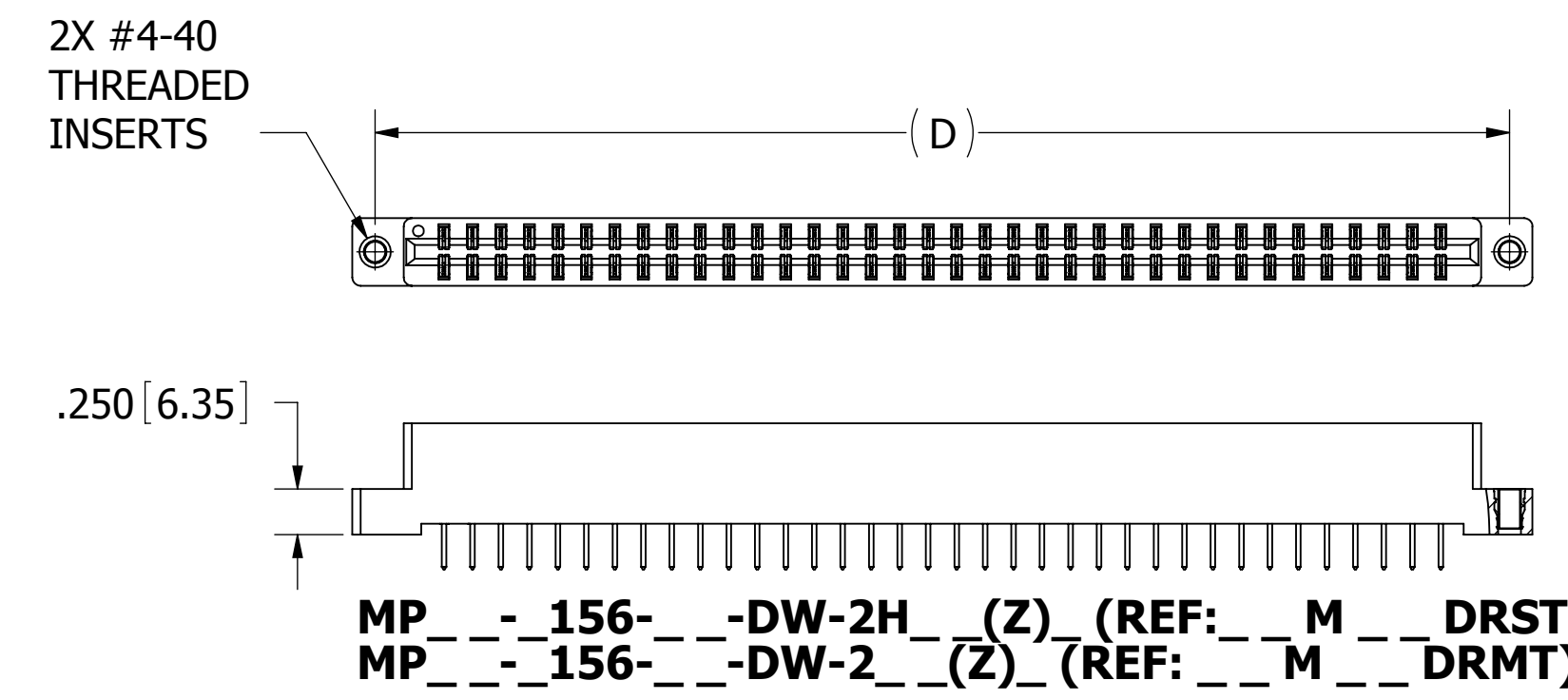
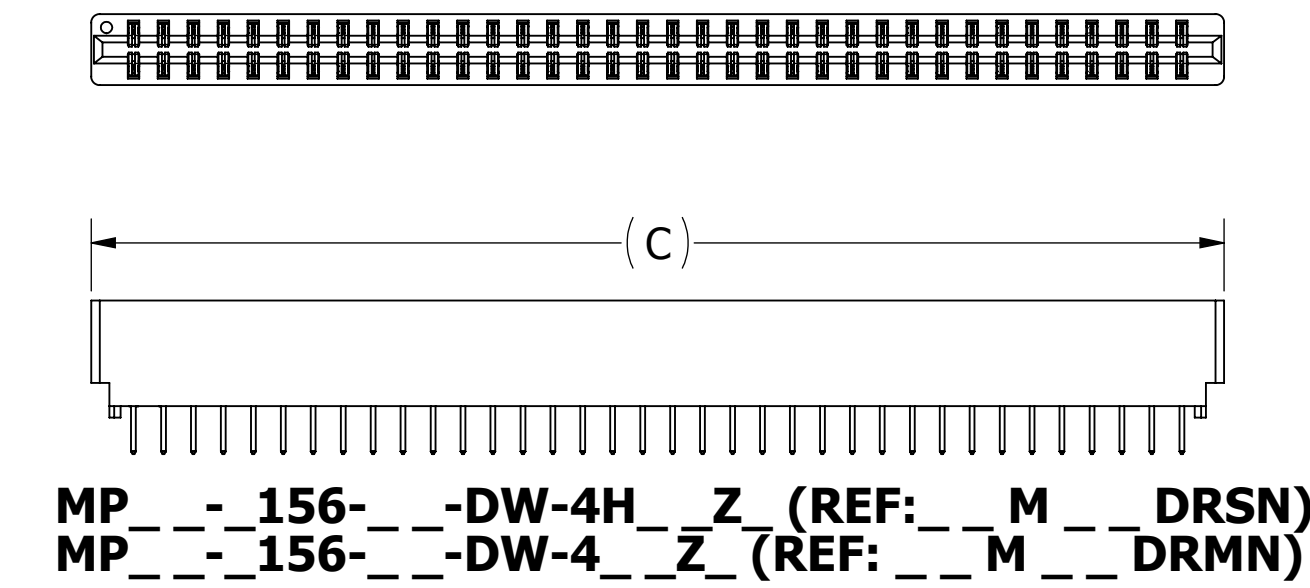
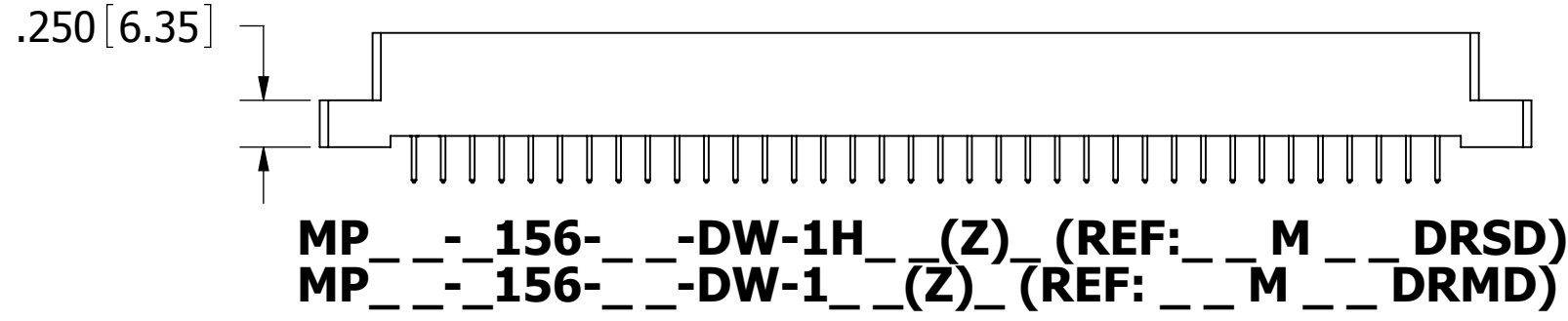
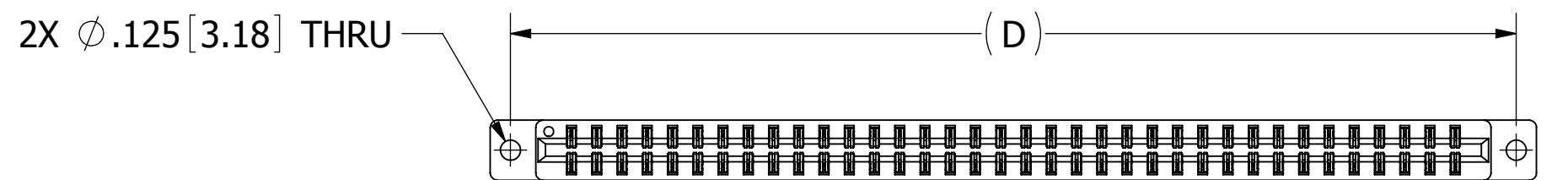
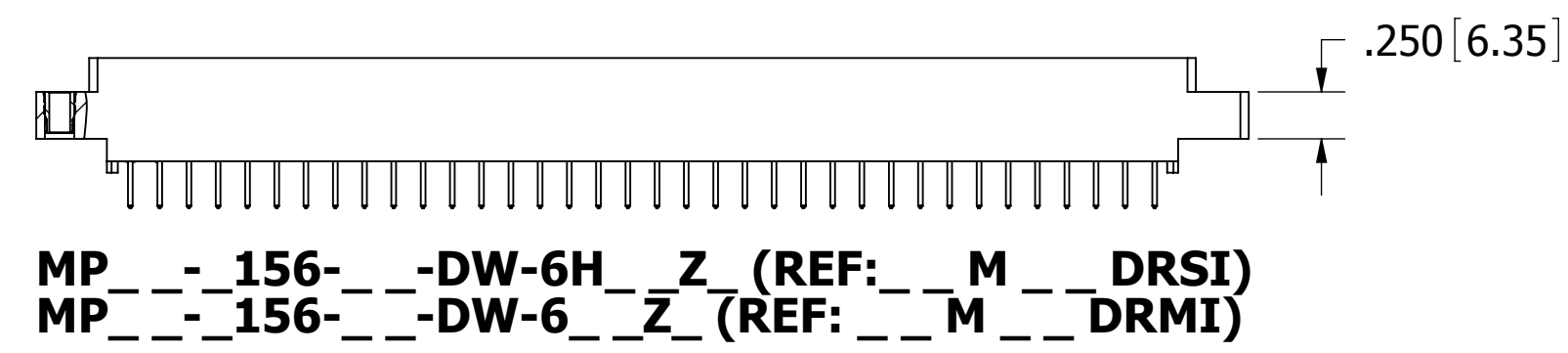
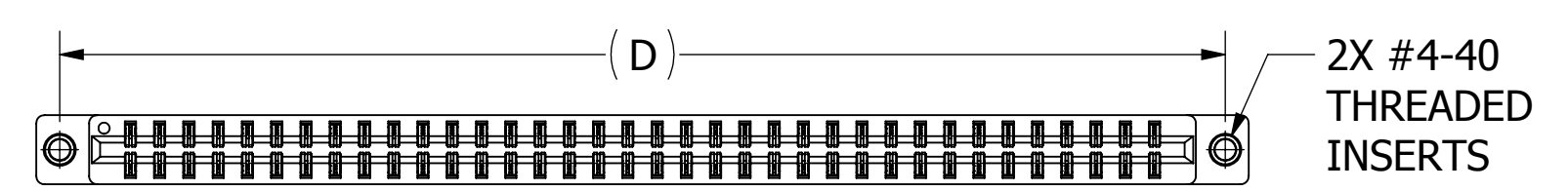


- NOTES:
- INSULATOR MATERIAL: SEE PART NUMBER CODING.
 - CONTACT MATERIAL: SEE PART NUMBER CODING.
 - PLATING: SEE PART NUMBER CODING.
 - OPERATING TEMPERATURE: SEE PART NUMBER CODING.
 - PROCESSING TEMP: SEE PART NUMBER CODING.
 - UL FLAMMABILITY RATING: 94V-0
 - DIELECTRIC WITHSTANDING VOLTAGE: 950 VAC MINIMUM AT SEA LEVEL
 - CURRENT RATING: 3 AMPS PER CONTACT
 - CONTACT RESISTANCE: 30 MILLI OHMS MAX
 - INSULATION RESISTANCE: 5000 MEGA OHMS
 - DURABILITY: 500 CYCLES MIN
 - CONNECTOR IDENTIFICATION: THE PART SHALL BE MARKED WITH A PART NUMBER AND LOT CODE
 - BOARD THICKNESS ACCOMMODATED: .062 ±.008 [1.57 ±0.20]
 - INSERTION FORCE: 8 OZ MAX PER CONTACT PAIR WHEN USING A .062 [1.57] TEST BLADE
 - WITHDRAWAL FORCE: 1 OZ MIN PER CONTACT PAIR USING .062 [1.57] PCB




CUSTOMER COPY

UNLESS OTHERWISE SPECIFIED: DIMENSIONS ARE IN INCHES [MM]	DRAWN	DATE	NAME	
		10/11/2011	JH	
TOLERANCES: ANGULAR: ± 30' .XX=± .02 [5] .XXX=± .005 [13] .XXXX=± .0005 [013]	THE INFORMATION HEREIN CONTAINS PROPRIETARY INFORMATION OF SULLINS ELECTRONICS AND IS NOT TO BE REPRODUCED, USED OR DISCLOSED TO OTHERS FOR ANY PURPOSE EXCEPT AS SPECIFICALLY AUTHORIZED IN WRITING BY AN OFFICER OF SULLINS ELECTRONICS.			TITLE
	INTERPRET DIMENSIONS AND TOLERANCING PER: ASME Y14.5M-2009			EDGECARD, .156 CC, HP
PART NUMBER				REV
MP _ - 156- _ -DW- (H) _ (Z) _				A
SIZE	CAGE CODE	DWG. NO.		
C	54453	C11894		
SCALE: 2:1.25			SHEET 1 OF 3	



CUSTOMER COPY



RoHS COMPLIANT

UNLESS OTHERWISE SPECIFIED: DIMENSIONS ARE IN INCHES [MM]	DRAWN	DATE	NAME	
		10/11/2011	JH	
TOLERANCES: ANGULAR: ± 30' .XX=± .02 [5] .XXX=± .005 [13] .XXXX=± .0005 [13]	<small>THE INFORMATION HEREIN CONTAINS PROPRIETARY INFORMATION OF SULLINS ELECTRONICS AND IS NOT TO BE REPRODUCED, USED OR DISCLOSED TO OTHERS FOR ANY PURPOSE EXCEPT AS SPECIFICALLY AUTHORIZED IN WRITING BY AN OFFICER OF SULLINS ELECTRONICS.</small>			TITLE
	INTERPRET DIMENSIONS AND TOLERANCING PER: ASME Y14.5M-2009			EDGECARD, .156 CC, HP
PART NUMBER				REV
MP - 156- -DW- (H) _ (Z)_				A
SIZE	CAGE CODE	DWG. NO.	SCALE: 1:1	
C	54453	C11894	SHEET 2 OF 3	

PART NUMBER	NO. OF POS.	DIMENSIONS											
		A±.008[0.20]		B±.008[0.20]		C±.015[0.38]		D±.010[0.38]		E±.020[0.51]		F±.015[0.38]	
		IN	MM	IN	MM	IN	MM	IN	MM	IN	MM	IN	MM
MP__-156-06-DW-(H)_Z_	6	0.780	19.81	1.102	27.99	1.221	31.01	1.534	38.96	1.784	45.31	1.030	26.16
MP__-156-08-DW-(H)_Z_	8	1.092	27.74	1.414	35.92	1.533	38.94	1.846	46.89	2.096	53.24	1.342	34.09
MP__-156-10-DW-(H)_Z_	10	1.404	35.66	1.726	43.84	1.845	46.86	2.158	54.81	2.408	61.16	1.654	42.01
MP__-156-12-DW-(H)_Z_	12	1.716	43.59	2.038	51.77	2.157	54.79	2.470	62.74	2.720	69.09	1.966	49.94
MP__-156-15-DW-(H)_Z_	15	2.184	55.47	2.506	63.65	2.625	66.68	2.938	74.63	3.188	80.98	2.434	61.82
MP__-156-18-DW-(H)_Z_	18	2.652	67.36	2.974	75.54	3.093	78.56	3.406	86.51	3.656	92.86	2.902	73.71
MP__-156-20-DW-(H)_Z_	20	2.964	75.29	3.286	83.46	3.405	86.49	3.718	94.44	3.968	100.79	3.214	81.64
MP__-156-22-DW-(H)_Z_	22	3.276	83.21	3.598	91.39	3.717	94.41	4.030	102.36	4.280	108.71	3.526	89.56
MP__-156-24-DW-(H)_Z_	24	3.588	91.14	3.910	99.31	4.029	102.34	4.342	110.29	4.592	116.64	3.838	97.49
MP__-156-25-DW-(H)_Z_	25	3.744	95.10	4.066	103.28	4.185	106.30	4.498	114.25	4.748	120.60	3.994	101.45
MP__-156-28-DW-(H)_Z_	28	4.212	106.98	4.534	115.16	4.653	118.19	4.966	126.14	5.216	132.49	4.462	113.33
MP__-156-30-DW-(H)_Z_	30	4.524	114.91	4.846	123.09	4.965	126.11	5.278	134.06	5.528	140.41	4.774	121.26
MP__-156-31-DW-(H)_Z_	31	4.680	118.87	5.002	127.05	5.121	130.07	5.434	138.02	5.684	144.37	4.930	125.22
MP__-156-36-DW-(H)_Z_	36	5.460	138.68	5.782	146.86	5.901	149.89	6.214	157.84	6.464	164.19	5.710	145.03
MP__-156-40-DW-(H)_Z_	40	6.084	154.53	6.406	162.71	6.525	165.74	6.838	173.69	7.088	180.04	6.334	160.88
MP__-156-43-DW-(H)_Z_	43	6.552	166.42	6.874	174.60	6.993	177.62	7.306	185.57	7.556	191.92	6.802	172.77

PART NUMBER CODING

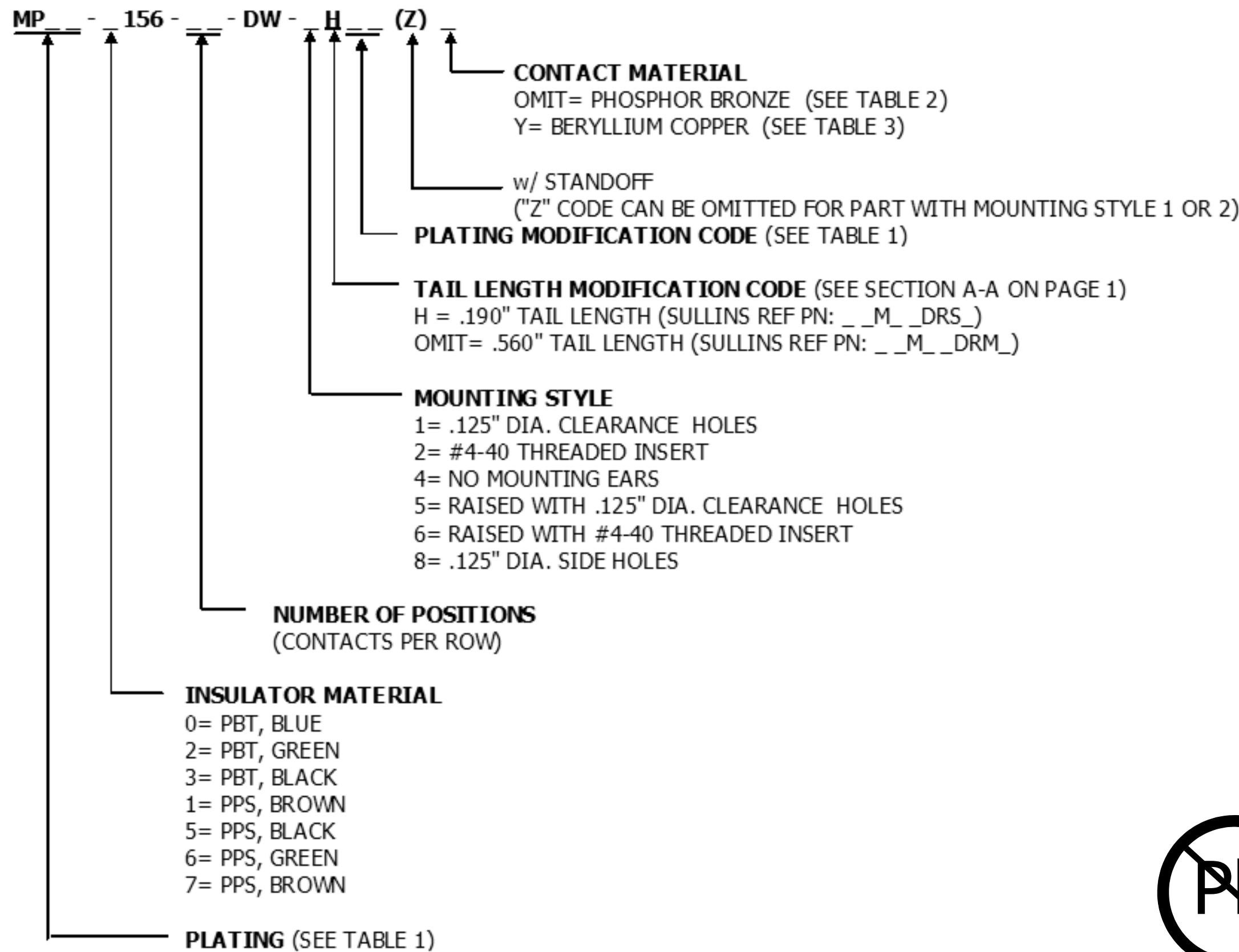


TABLE 1 (PLATING):

ALL PLATINGS HAVE .000050" NICKEL UNDERPLATE

	CONTACT SURFACE	TERMINATION	PLATING MODIFICATION CODE
MP	.000010" GOLD OVERALL		OMIT
	.000030" GOLD	.000010" GOLD OVERALL	G
MPSL	.000010" GOLD	.000100" PURE TIN, MATTE	K
	.000030" GOLD	.000100" PURE TIN, MATTE	GK
MPL	.000100" PURE TIN, MATTE OVERALL		K


TABLE 2 (PHOSPHOR BRONZE CONTACTS):

INSULATOR MATERIAL CODE	OPERATING TEMPERATURE	PROCESSING TEMPERATURE
0, 2, 3	-65°C TO +125°C	260°C FOR 10 SEC MAX (230°C, 30 SEC)
1, 5, 6, 7	-65°C TO +125°C	260°C FOR 120 SEC MAX

TABLE 3 (BERYLLIUM COPPER CONTACTS):

INSULATOR MATERIAL CODE	OPERATING TEMPERATURE	PROCESSING TEMPERATURE
0, 2, 3	-65°C TO +125°C	260°C FOR 10 SEC MAX (230°C, 30 SEC)
1, 5, 6, 7	-65°C TO +150°C	260°C FOR 120 SEC MAX

CUSTOMER COPY



RoHS COMPLIANT

UNLESS OTHERWISE SPECIFIED: DIMENSIONS ARE IN INCHES [MM]	DRAWN	DATE	NAME	
		10/11/2011	JH	
TOLERANCES: ANGULAR: ± 30' .XX=± .02 [.5] .XXX=± .005 [.13] .XXXX=± .0005 [.013]	THE INFORMATION HEREIN CONTAINS PROPRIETARY INFORMATION OF SULLINS ELECTRONICS AND IS NOT TO BE REPRODUCED, USED OR DISCLOSED TO OTHERS FOR ANY PURPOSE EXCEPT AS SPECIFICALLY AUTHORIZED IN WRITING BY AN OFFICER OF SULLINS ELECTRONICS.			TITLE
	INTERPRET DIMENSIONS AND TOLERANCING PER: ASME Y14.5M-2009			
PART NUMBER				REV
MP__-156-__-DW-__(H)__(Z)_				A
SIZE	CAGE CODE	DWG. NO.		
C	54453	C11894		
SCALE: 2:1			SHEET 3 OF 3	