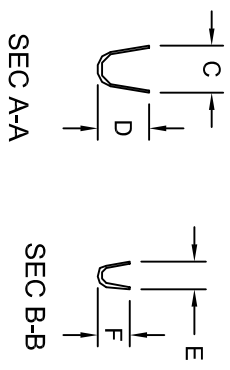
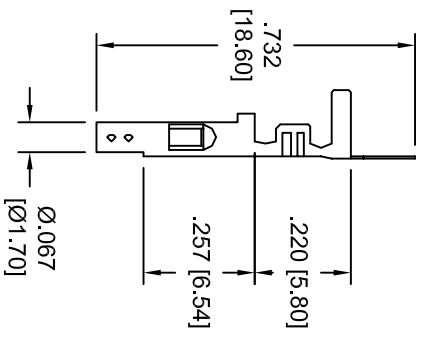
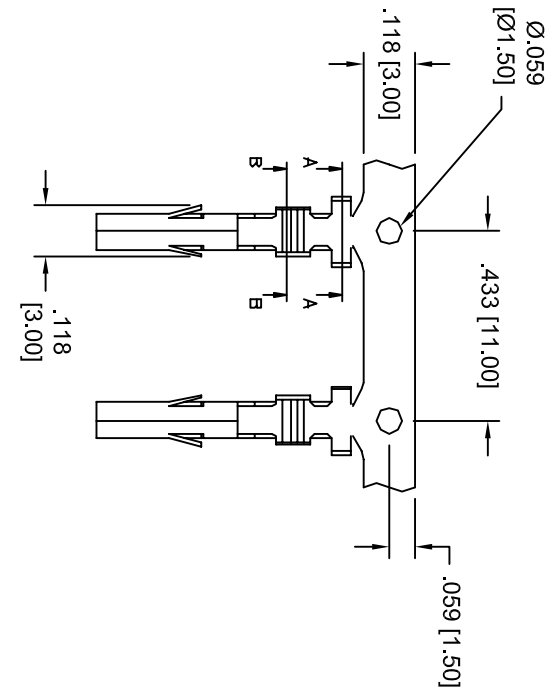


Rev	AWO #	Description	Date	Appr
-		RELEASED	6/7/07	

APPROVED: _____
 DATE: _____ TITLE: _____



PART #	WIRE AWG	DIMENSIONS			
		C	D	E	F
DMH-A-C-F-B	22 ~ 26	.134 [3.4]	.130 [3.3]	.098 [2.5]	.090 [2.3]
DMH-B-C-F-B	18 ~ 22	.157 [4.0]	.177 [4.5]	.098 [2.5]	.090 [2.3]
DMH-C-C-F-B	16	.157 [4.0]	.177 [4.5]	.110 [2.8]	.106 [2.7]

SPECIFICATIONS:
 Material: _____
 Contacts: Brass
Plating:
 Tin over Copper underplate overall
Electrical:
 Operating voltage: 250 VAC max
 Current rating: 5 Amps max
 Contact resistance: 20 mohms max
 Environmental:
 Lead free, RoHS compliant.



UNLESS OTHERWISE SPECIFIED
 ALL DIMENSIONS ARE INCHES [MM]
 TOLERANCES: EXCEPT AS NOTED
 INCHES HOLES
 .X ±.10 Ø.X
 .XX ±.020 Ø.XX
 .XXX ±.015 Ø.XXX
 APPROVALS DATE

ADAM TECH
 909 Ratway Avenue, Union, NJ 07083
 Phone: 908-687-5000 Fax: 908-687-5710

DRAWN	SS	6/7/07	SIZE	PART NO.	REV.
CHECKED			X	DMH-X-C-F-B	
APPROVED			REF:	SCALE: NTS	SHEET 1 OF 1