

## Connectors - PP-H 6/ 3 - 3061583

Please be informed that the data shown in this PDF Document is generated from our Online Catalog. Please find the complete data in the user's documentation. Our General Terms of Use for Downloads are valid (<http://download.phoenixcontact.com>)



Connectors, Connection method: Push-in connection, Number of positions: 3, Cross section: 0.5 mm<sup>2</sup> - 10 mm<sup>2</sup>, AWG: 20 - 8, Width: 24.6 mm, Height: 49.3 mm, Color: gray



### Key commercial data

Packing unit	0
Minimum order quantity	1
GTIN	 4 046356 650229
Custom tariff number	85366990
Country of origin	POLAND

### Technical data

#### General

Number of levels	1
Number of connections	1
Color	gray
Insulating material	PA
Inflammability class according to UL 94	V0

#### Dimensions

Width	24.6 mm
Length	21 mm
Height	49.3 mm

#### Technical data

Maximum load current	41 A (6)
Rated surge voltage	8 kV
Pollution degree	3
Surge voltage category	III
Insulating material group	I
Connection in acc. with standard	IEC 61984
Nominal current I <sub>N</sub>	41 A

# Connectors - PP-H 6/ 3 - 3061583

## Technical data

### Technical data

Nominal voltage $U_N$	1000 V
Open side panel	nein
Number of positions	3

### Connection data

Conductor cross section solid min.	0.5 mm <sup>2</sup>
Conductor cross section solid max.	10 mm <sup>2</sup>
Conductor cross section AWG/kcmil min.	20
Conductor cross section AWG/kcmil max	8
Conductor cross section stranded min.	0.5 mm <sup>2</sup>
Conductor cross section stranded max.	6 mm <sup>2</sup>
Min. AWG conductor cross section, stranded	20
Max. AWG conductor cross section, stranded	10
Conductor cross section stranded, with ferrule without plastic sleeve min.	0.5 mm <sup>2</sup>
Conductor cross section stranded, with ferrule without plastic sleeve max.	6 mm <sup>2</sup>
Conductor cross section stranded, with ferrule with plastic sleeve min.	0.5 mm <sup>2</sup>
Conductor cross section stranded, with ferrule with plastic sleeve max.	6 mm <sup>2</sup>
2 conductors with same cross section, stranded, TWIN ferrules with plastic sleeve, min.	0.5 mm <sup>2</sup>
2 conductors with same cross section, stranded, TWIN ferrules with plastic sleeve, max.	1.5 mm <sup>2</sup>
Connection method	Push-in connection
Stripping length	12 mm
Internal cylindrical gage	A5

## Classifications

### ETIM

ETIM 3.0	EC000897
ETIM 4.0	EC001121
ETIM 5.0	EC000897

### UNSPSC

UNSPSC 11	39121402
UNSPSC 12.01	39121402
UNSPSC 13.2	39121402
UNSPSC 6.01	30211802
UNSPSC 7.0901	39121402

### eCl@ss

eCl@ss 4.0	272607xx
------------	----------

# Connectors - PP-H 6/ 3 - 3061583

## Classifications

### eCl@ss

eCl@ss 4.1	27260701
eCl@ss 5.0	27260701
eCl@ss 5.1	27260701
eCl@ss 6.0	27141151
eCl@ss 7.0	27141151

## Approvals

### Approvals


#### Approvals


UL Recognized / cUL Recognized / cULus Recognized


#### Ex Approvals

#### Approvals submitted

### Approval details

UL Recognized 		
	B	C
mm <sup>2</sup> /AWG/kcmil	20-8	20-8
Nominal current I <sub>N</sub>	40 A	40 A
Nominal voltage U <sub>N</sub>	600 V	600 V

cUL Recognized 		
	B	C
mm <sup>2</sup> /AWG/kcmil	20-8	20-8
Nominal current I <sub>N</sub>	40 A	40 A
Nominal voltage U <sub>N</sub>	600 V	600 V

cULus Recognized 		
--	--	--

## Connectors - PP-H 6/ 3 - 3061583

### Accessories

#### Accessories

#### Assembly

#### Strain relief - PZ/2 - 3040627



Strain relief, Number of positions: 2, Color: black

---

#### Latching - PRZ - 3040614



Latching, Width: 5.2 mm, Length: 3 mm, Number of positions: 2, Color: orange

---

#### Latching - PR - 3040559



Latching, Number of positions: 1, Color: orange

---

#### Latching - PR/2 - 3040630



Latching, Number of positions: 2, Color: orange

---

#### Shield connection clamp - PSH 3- 6 - 3040591



Shield connection clamp, Color: black

---

## Connectors - PP-H 6/ 3 - 3061583

### Accessories

Shield connection clamp - PSH 5-10 - 3040601



Shield connection clamp, Color: black

---

### Marking

Zack Marker strip, flat - ZBF 8:UNBEDRUCKT - 0808781



Zack Marker strip, flat, Strip, white, Unlabeled, Can be labeled with: Plotter, Mounting type: Snap into flat marker groove, For terminal block width: 8 mm, Lettering field: 5.15 x 8.15 mm

---

Zack Marker strip, flat - ZBF 8 CUS - 0825030



Zack Marker strip, flat, Can be ordered: Strip, white, Labeled according to customer specifications, Mounting type: Snap into flat marker groove, For terminal block width: 8 mm, Lettering field: 5.15 x 8.15 mm

---

Marker for terminal blocks - UC-TMF 8 - 0818137



Marker for terminal blocks, Sheet, white, Unlabeled, Can be labeled with: BLUEMARK CLED, Bluemark, Plotter, Mounting type: Snap into flat marker groove, For terminal block width: 8.2 mm, Lettering field: 7.6 x 5.1 mm

---

Marker for terminal blocks - UC-TMF 8 CUS - 0824654



Marker for terminal blocks, Can be ordered: By sheet, white, Labeled according to customer specifications, Mounting type: Snap into flat marker groove, For terminal block width: 8.2 mm, Lettering field: 7.6 x 5.1 mm

## Connectors - PP-H 6/ 3 - 3061583

### Accessories

#### Marker for terminal blocks - UCT-TMF 8 - 0828748



Marker for terminal blocks, Sheet, white, Unlabeled, Can be labeled with: Thermomark C+, Thermomark C, BLUEMARK CLED, Bluemark, Mounting type: Snap into flat marker groove, For terminal block width: 8.2 mm, Lettering field: 7.4 x 4.7 mm

---

#### Marker for terminal blocks - UCT-TMF 8 CUS - 0829672



Marker for terminal blocks, Can be ordered: By sheet, white, Labeled according to customer specifications, Mounting type: Snap into flat marker groove, For terminal block width: 8.2 mm, Lettering field: 7.4 x 4.7 mm

---

### Plug/Adapter

#### Test plugs - MPS-MT - 0201744



Test plugs

---

#### Insulating sleeve - MPS-IH WH - 0201663



Insulating sleeve, Color: white

---

#### Insulating sleeve - MPS-IH RD - 0201676



Insulating sleeve, Color: red

## Connectors - PP-H 6/ 3 - 3061583

### Accessories

Insulating sleeve - MPS-IH BU - 0201689



Insulating sleeve, Color: blue

---

Insulating sleeve - MPS-IH YE - 0201692



Insulating sleeve, Color: yellow

---

Insulating sleeve - MPS-IH GN - 0201702



Insulating sleeve, Color: green

---

Insulating sleeve - MPS-IH GY - 0201728



Insulating sleeve, Color: gray

---

Insulating sleeve - MPS-IH BK - 0201731



Insulating sleeve, Color: black

---

Test plugs - PS-5/2,3MM RD - 3038723



Test plugs, Color: red

## Connectors - PP-H 6/ 3 - 3061583

### Accessories

---

Test plugs - PS-6/2,3MM RD - 3038736



Test plugs, Color: red

---

Test adapter - PS-8/2,3MM RD - 3048564

Test adapter, Color: red

---

### Sleeve housing

Cable housing - PH 6/2 - 3000680



Cable housing, Length: 21 mm, Width: 16.4 mm, Height: 52.3 mm, Number of positions: 2, Color: gray

---

Cable housing - PH 6/3 - 3000681



Cable housing, Length: 21 mm, Width: 24.6 mm, Height: 52.3 mm, Number of positions: 3, Color: gray

---

Cable housing - PH 6/4 - 3000682



Cable housing, Length: 21 mm, Width: 32.8 mm, Height: 52.3 mm, Number of positions: 4, Color: gray

---

Cable housing - PH 6/5 - 3000683



Cable housing, Length: 21 mm, Width: 41 mm, Height: 52.3 mm, Number of positions: 5, Color: gray



## Connectors - PP-H 6/ 3 - 3061583

### Accessories

---

Cable housing - PH 6/6 - 3000684



Cable housing, Length: 21 mm, Width: 49.2 mm, Height: 52.3 mm, Number of positions: 6, Color: gray

---

Cable housing - PH 6/7 - 3000685



Cable housing, Length: 21 mm, Width: 57.4 mm, Height: 52.3 mm, Number of positions: 7, Color: gray

---

### Tools

Screwdriver - SZF 2-0,8X4,0 - 1204520



Actuation tool, for ST terminal blocks, also suitable for use as a bladed screwdriver, size: 0.8 x 4.0 x 100 mm, 2-component grip, with non-slip grip

---

Cable clamp - HSR 6/8 - 3000769

Cable clamp

---

Shield connection - HSH-METALL-6/8 - 3000770

Shield connection

---

Accessories - CPH 9-15 - 3000768

Bend protection sleeve for cable diameter of 9 mm to 15 mm

---

### Drawings

## Connectors - PP-H 6/ 3 - 3061583

Circuit diagram



---

© Phoenix Contact 2012 - all rights reserved  
<http://www.phoenixcontact.com>