

LP4C Series

Wakefield- Vette's LP4C Series quick disconnect couplings provide ultra-reliable, dripless connections and disconnections that protect valuable electronics. Designed specifically for liquid cooling applications, LP4C utilizes patent-pending valve technology that eliminates drips and can withstand long-term use.



Specifications:

PRESSURE:

- Vacuum to 120 psi, 8.3 bar

TEMPERATURE:

- 0°F to 240°F (-17°C to 115°C)

MAXIMUM FLOW AT DISCONNECT:

- 3.0 gal/min, 11.3L/min

MATERIALS:

- Main housing components: *Chrome-plated brass*
- Valves and thumb latch: *Polysulfone*
- Valve spring (wetted): *Stainless steel*
- External spring: *Stainless steel*
- Seals: *EPDM*

COLOR:

- Chrome with Cool Blue or Warm Red

TUBING SIZES:

- 1/4" to 3/8" ID, 6.4mm to 9.5mm ID

LUBRICANTS:

- Krytox® PFPE

SPILLAGE:

- 0.025 cc per disconnect rated at 0 psi
- 0.055 cc per disconnect rated at 120 psi

INCLUSION:

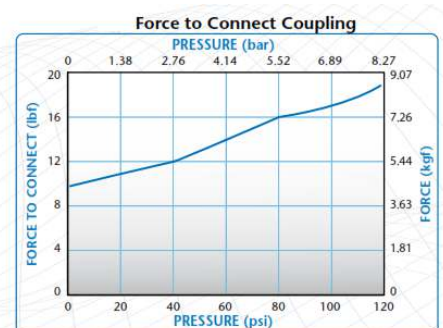
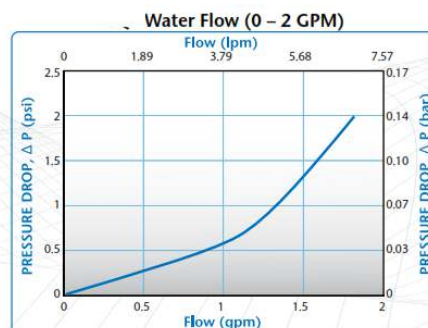
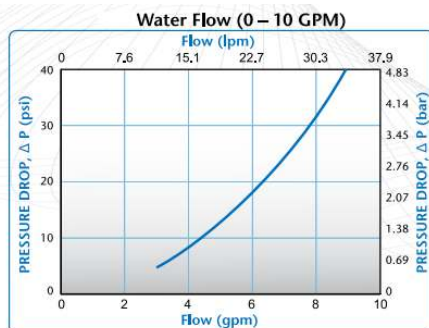
- 0.025 cc per connect

WARNING: Pressure, temperature, chemicals, and operating environment can affect the performance of couplings. It is the customer's responsibility to test the suitability of Wakefield-Vette's products in their own application conditions

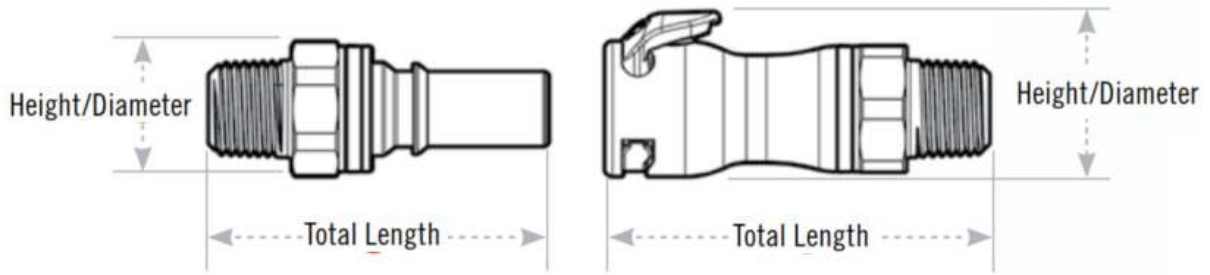
FEATURES & BENEFITS

- **Non-spill design-** Disconnect under pressure with no spills
- **Redundant sealing when connected-** Extra protection from leaks
- **Color-coding-** Instant visual difference in cooling lines
- **Friction-free valve-** Valving system designed for extended periods in connected state
- **Ruggedness-** Able to withstand long-term, repeated use
- **Rotation allows movement-** Eliminates tube kinking



Performance:





LP4C Series



Coupling Bodies- Chrome Plated Brass:

WKV Vette Part Number	Description	Series	Tubing/Thread ID (inches)	Height (Inches)	Length (Inches)	Connector Type	Body Type	Color
 LP4C-25-B-F-B	Liquid Connector 1/4 HB Valved In-Line Body - Blue	LP4C	0.25	0.98	2.49	In Line Hose Barb	Female	Blue
LP4C-25-B-F-R	Liquid Connector 1/4 HB Valved In-Line Body - Red	LP4C	0.25	0.98	2.49	In Line Hose Barb	Female	Red
 LP4C-38-B-F-B	Liquid Connector 3/8 HB Valved In-Line Body - Blue	LP4C	0.38	0.98	2.49	In Line Hose Barb	Female	Blue
LP4C-38-B-F-R	Liquid Connector 3/8 HB Valved In-Line Body - Red	LP4C	0.38	0.98	2.49	In Line Hose Barb	Female	Red
LP4C-25-SAE-F-B	Liquid Connector 1/4 SAE Valved In-Line Body - Blue	LP4C	0.25	0.98	2.29	In Line Thread Port SAE	Female	Blue
LP4C-25-SAE-F-R	Liquid Connector 1/4 SAE Valved In-Line Body - Red	LP4C	0.25	0.98	2.29	In Line Thread Port SAE	Female	Red
LP4C-38-SAE-F-B	Liquid Connector 3/8 SAE Valved In-Line Body - Blue	LP4C	0.38	0.98	2.29	In Line Thread Port SAE	Female	Blue
LP4C-38-SAE-F-R	Liquid Connector 3/8 SAE Valved In-Line Body - Red	LP4C	0.38	0.98	2.29	In Line Thread Port SAE	Female	Red

Coupling Inserts- Chrome Plated Brass:

WKV Vette Part Number	Description	Series	Tubing/Thread ID (inches)	Height (Inches)	Length (Inches)	Connector Type	Body Type	Color
 LP4C-25-B-M-B	Liquid Connector 1/4 HB Valved In-Line Insert - Blue	LP4C	0.25	0.74	2.22	In Line Hose Barb	Male	Blue
LP4C-25-B-M-R	Liquid Connector 1/4 HB Valved In-Line Insert - Red	LP4C	0.25	0.74	2.22	In Line Hose Barb	Male	Red
 LP4C-38-B-M-B	Liquid Connector 3/8 HB Valved In-Line Insert - Blue	LP4C	0.38	0.74	2.22	In Line Hose Barb	Male	Blue
LP4C-38-B-M-R	Liquid Connector 3/8 HB Valved In-Line Insert - Red	LP4C	0.38	0.74	2.22	In Line Hose Barb	Male	Red
LP4C-25-SAE-M-B	Liquid Connector 1/4 SAE Valved In-Line Insert - Blue	LP4C	0.25	0.8	2.02	In Line Thread Port SAE	Male	Blue
LP4C-25-SAE-M-R	Liquid Connector 1/4 SAE Valved In-Line Insert - Red	LP4C	0.25	0.8	2.02	In Line Thread Port SAE	Male	Red
LP4C-38-SAE-M-B	Liquid Connector 3/8 SAE Valved In-Line Insert - Blue	LP4C	0.38	0.8	2.02	In Line Thread Port SAE	Male	Blue
LP4C-38-SAE-M-R	Liquid Connector 3/8 SAE Valved In-Line Insert - Red	LP4C	0.38	0.8	2.02	In Line Thread Port SAE	Male	Red