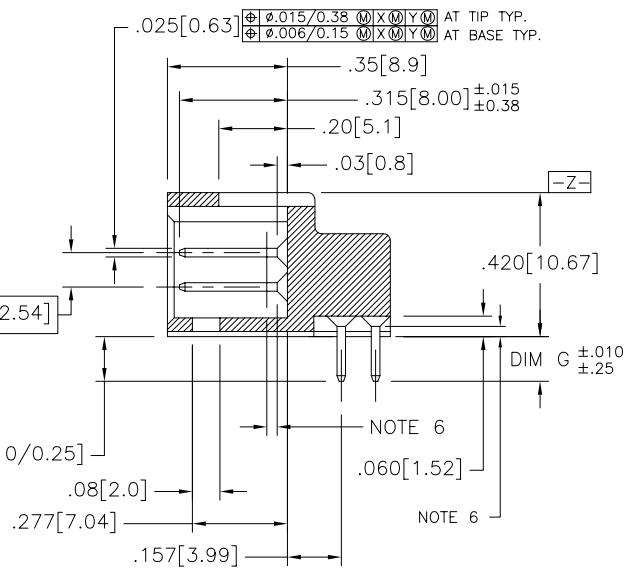
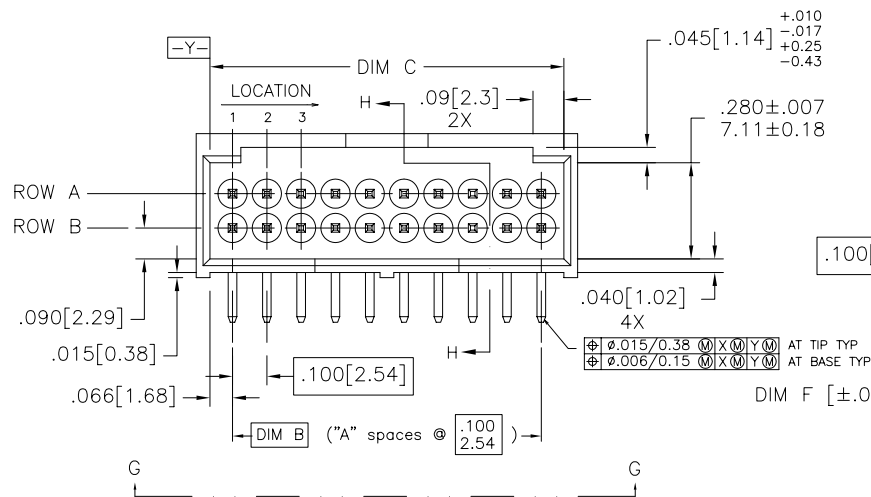
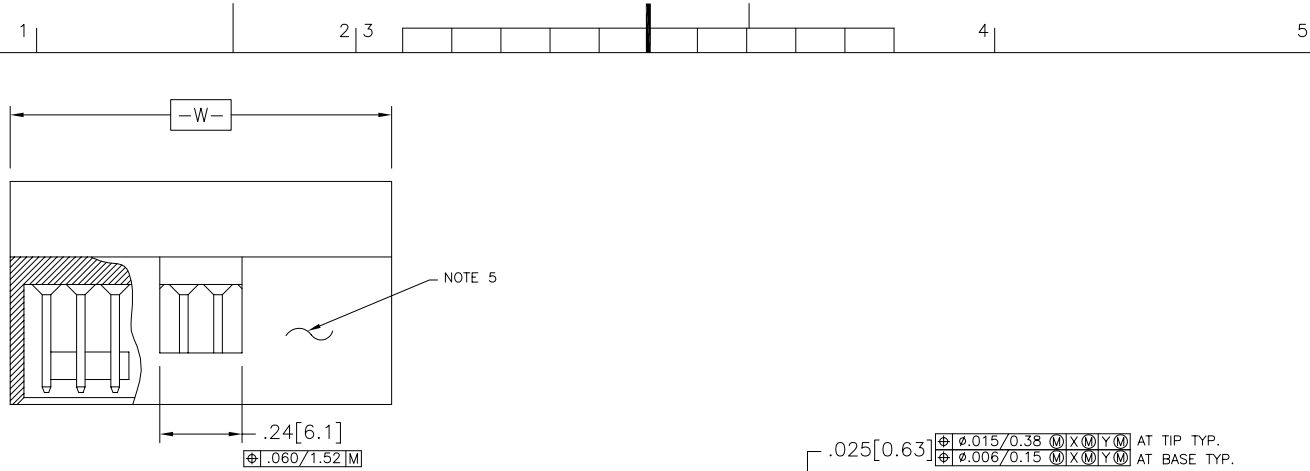


PRODUCT NUMBER  
SEE TABLE



SECTION H-H

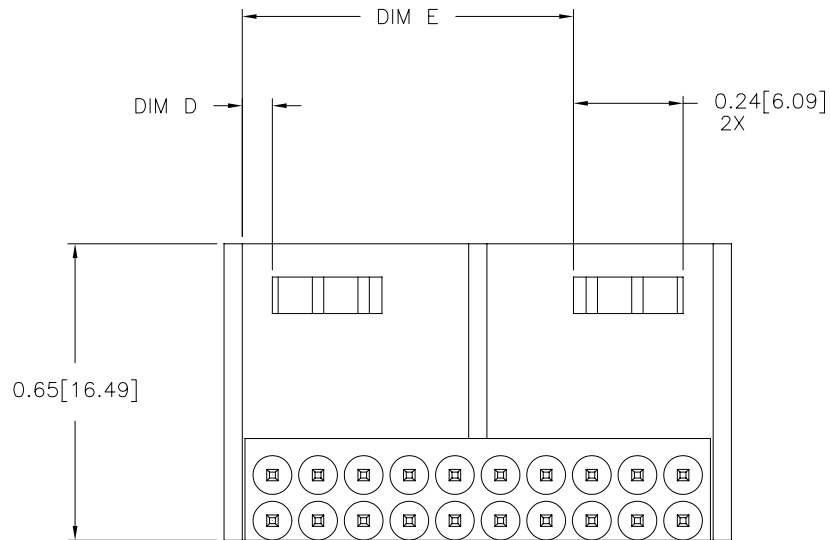


Copyright FCI

mat'l. code		surface		tolerance		projection		product family	
-		ISO 1302 ✓		ISO 406 ISO 1101		ISO 1101		HEADER	
ltr	ecn	no	dr	date	tolerances unless otherwise specified		title		
C	V80389	SAR		4/4/98	angles	linear	INCH/MM		R/A HEADER
D	V80957	LSS		6/10/98					FOR ROUND RECEPTACLE
E	V81351	SAR		8/7/98	0'±2'		scale 1:1		
F	V81775	EPK		10/13/98	dr	S.ROYER	4/14/98		dwg no
G	V01553	DAI		6/26/00	engr	M.SMYK	4/14/98		sheet 1 of 5 size
H	M05-0167	ERE		8/22/05	chr	M.SMYK	4/14/98		68668 A3
J	N07-0150	MHT		8/01/07	appd	H.SUNDY	5/7/00		type Product Customer Drawing
sheet	revision	J	J	J	J	J			
index	sheet	1	2	3	4	5			

form: A3

PRODUCT NO.  
SEE TABLE



VIEW G-G

NOTES:

1. TERMINAL MATERIAL: 3/4 HARD PHOS BRONZE ALLOY - UNS-C51000.
2. PLATING: 30μ"/0.76μm Au OR GXT OVER 50μ"/1.27μm Ni
3. MOLDING MATERIAL: GLASS FILLED POLYESTER, FLAME RETARDANT PER UL 94V-0, COLOR - BLACK.
- ④ .02/.5 MAX FLASH AROUND ALL WINDOWS.
- ⑤ LOGO & LOCATION IS A MANUFACTURING OPTION.
- ⑥ .03/.8 MAX FLASH PERMISSIBLE ON PINS, BOTH ENDS.
7. PLATING OPTIONS:  
MAY BE EITHER GOLD OR GXT PLATED AT MANUFACTURER'S OPTION.
8. OTHER PLATINGS ARE AVAILABLE ON 68667, 68669, AND 68670.
- ⑨ ADD "LF" SUFFIX AT THE END OF PART NUMBER FOR LEAD FREE OPTION.
- ⑩ THIS PRODUCT MEETS EUROPEAN UNION DIRECTIVES AND OTHER COUNTRY REGULATION AS DESCRIBED IN GS-22-008.
11. THE HOUSING WILL WITHSTAND EXPOSURE TO 260°C PEAK TEMPERATURE FOR 15 SECONDS IN A WAVE SOLDER APPLICATION WITH A 1.5mm MINIMUM THICK CIRCUIT BOARD. SEE APPLICATION NOTES/PROCEDURES IF THEY ARE AVAILABLE.

mat'l. code		surface		tolerance		projection		product family	
-		ISO 1302 ✓		ISO 406		⊕		HEADER	
ISO 1101		tolerances unless otherwise specified		.XX±.01/XX±0.3		INCH/MM		title	
J		angles		.XXX±.005/XX±0.13		scale 1:1		R/A HEADER	
		0°±2'		.XXX±.0020/XXX±0.051				FOR ROUND RECEPTACLE	
		dr		S.ROYER 4/14/98		FCI		dwg no	
		enr		M.SMYK 4/14/98				sheet 2 of 5 size	
		chr		M.SMYK 4/14/98				68668 A3	
		appd		H.SUNDY 5/7/00				type Product Customer Drawing	
sheet index		revision sheet							

PRODUCT NO. NOTE 9	NO OF POS	NO OF PINS	POLARIZED POSITIONS	A SPACES	DIM B	DIM C	DIM D	DIM E	DIM F	DIM G
68668-001	6	6	----	2	.200/5.08	.332/8.43	.066/1.68	----	.130/3.30	.130/3.30
-002	8	8	----	3	.300/7.62	.432/10.97	.066/1.68	----		
-003	10	10	----	4	.400/10.16	.532/13.52	.166/4.22	----		
-004	12	12	----	5	.500/12.70	.632/16.05	.166/4.22	----		
-005	14	14	----	6	.600/15.24	.732/18.59	.266/6.76	----		
-006	16	16	----	7	.700/17.78	.832/21.13	.266/6.76	----		
-007	18	18	----	8	.800/20.32	.932/23.67	.366/9.30	----		
-008	20	20	----	9	.900/22.86	1.032/26.21	.066/1.68	.766/19.46		
-009	22	22	----	10	1.000/25.40	1.132/28.75		.866/22.00		
-010	24	24	----	11	1.100/27.94	1.232/31.29		.966/24.54		
-011	26	26	----	12	1.200/30.48	1.332/33.83		1.066/27.08		
-012	28	28	----	13	1.300/33.02	1.432/36.37		1.166/29.62		
-013	30	30	----	14	1.400/35.56	1.532/38.91		1.266/32.16		
-014	32	32	----	15	1.500/38.10	1.632/41.45		1.366/34.70		
-015	34	34	----	16	1.600/40.64	1.732/43.99		1.466/37.24		
-016	36	36	----	17	1.700/43.18	1.832/46.53		1.566/39.78		
-017	38	38	----	18	1.800/45.72	1.932/49.07		1.666/42.32		
-018	40	40	----	19	1.900/48.26	2.032/51.61		1.766/44.86		
-019	42	42	----	20	2.000/50.80	2.132/54.15		1.866/47.40		
-020	44	44	----	21	2.100/53.34	2.232/56.69		1.966/49.94		
-021	46	46	----	22	2.200/55.88	2.332/59.23		2.066/52.48		
-022	48	48	----	23	2.300/58.42	2.432/61.77		2.166/55.02		
-023	50	50	----	24	2.400/60.96	2.532/64.31		2.266/57.56		
-024	52	52	----	25	2.500/63.50	2.632/66.85		2.366/60.10		
-025	54	54	----	26	2.600/66.04	2.732/69.39		2.466/62.64		
-026	56	56	----	27	2.700/68.58	2.832/71.93		2.566/65.18		
-027	58	58	----	28	2.800/71.12	2.932/74.47		2.666/67.20		
-028	60	60	----	29	2.900/73.66	3.032/77.01		2.766/70.26		
-029	62	62	----	30	3.000/76.20	3.132/79.55		2.866/72.80		
-030	64	64	----	31	3.100/78.74	3.232/82.09		2.966/75.34		
-031	66	66	----	32	3.200/81.28	3.332/84.63		3.066/77.88		
-032	68	68	----	33	3.300/83.82	3.432/87.17		3.166/80.42		
-033	70	70	----	34	3.400/86.36	3.532/89.71		3.266/82.96		
-034	72	72	----	35	3.500/88.90	3.632/92.25		3.366/85.50	.130/3.30	.130/3.30
-035	6	6	----	2	.200/5.08	.332/8.43		----	.200/5.08	.200/5.08
-036	8	8	----	3	.300/7.62	.432/10.97	.066/1.68	----		
-037	10	10	----	4	.400/10.16	.532/13.52	.166/4.22	----		
-038	12	12	----	5	.500/12.70	.632/16.05	.166/4.22	----		
-039	14	14	----	6	.600/15.24	.732/18.59	.266/6.76	----		
-040	16	16	----	7	.700/17.78	.832/21.13	.266/6.76	----		
-041	18	18	----	8	.800/20.32	.932/23.67	.366/9.30	----		
-042	20	20	----	9	.900/22.86	1.032/26.21	.066/1.68	.766/19.46		
-043	22	22	----	10	1.000/25.40	1.132/28.75		.866/22.00		
-044	24	24	----	11	1.100/27.94	1.232/31.29		.966/24.54		
68668-045	26	26	----	12	1.200/30.48	1.332/33.83	.066/1.68	1.066/27.08	.200/5.08	.200/5.08



Copyright FCI

mat'l. code -		surface ISO 1302 <input checked="" type="checkbox"/>		tolerance ISO 406 ISO 1101		projection 		product family HEADER	
ltr		ecn no dr		date		tolerances unless otherwise specified		title	
J						.XX±.01/X±0.3 .XXX±.005/XX±0.13 .XXXX±.0020/XXX±0.051		INCH/MM	
				0'±2'				scale 1:1	
		dr		S.ROYER		4/14/98		dwg no	
		enr		M.SMYK		4/14/98		sheet 3 of 5 size	
		chr		M.SMYK		4/14/98		68668 A3	
		appd		H.SUNDY		5/7/00		type Product Customer Drawing	
sheet index		revision sheet							

PRODUCT NO. NOTE 9	NO OF POS	NO OF PINS	POLARIZED POSITIONS	A SPACES	DIM B	DIM C	DIM D	DIM E	DIM F	DIM G
68668-046	28	28	---	13	1.300/33.02	1.432/36.37	.066/1.68	1.166/29.62	.200/5.08	.200/5.08
-047	30	30	---	14	1.400/35.56	1.532/38.91		1.266/32.16		
-048	32	32	---	15	1.500/38.10	1.632/41.45		1.366/34.70		
-049	34	34	---	16	1.600/40.64	1.732/43.99		1.466/37.24		
-050	36	36	---	17	1.700/43.18	1.832/46.53		1.566/39.78		
-051	38	38	---	18	1.800/45.72	1.932/49.07		1.666/42.32		
-052	40	40	---	19	1.900/48.26	2.032/51.61		1.766/44.86		
-053	42	42	---	20	2.000/50.80	2.132/54.15		1.866/47.40		
-054	44	44	---	21	2.100/53.34	2.232/56.69		1.966/49.94		
-055	46	46	---	22	2.200/55.88	2.332/59.23		2.066/52.48		
-056	48	48	---	23	2.300/58.42	2.432/61.77		2.166/55.02		
-057	50	50	---	24	2.400/60.96	2.532/64.31		2.266/57.56		
-058	52	52	---	25	2.500/63.50	2.632/66.85		2.366/60.10		
-059	54	54	---	26	2.600/66.04	2.732/69.39		2.466/62.64		
-060	56	56	---	27	2.700/68.58	2.832/71.93		2.566/65.18		
-061	58	58	---	28	2.800/71.12	2.932/74.47		2.666/67.20		
-062	60	60	---	29	2.900/73.66	3.032/77.01		2.766/70.26		
-063	62	62	---	30	3.000/76.20	3.132/79.55		2.866/72.80		
-064	64	64	---	31	3.100/78.74	3.232/82.09		2.966/75.34		
-065	66	66	---	32	3.200/81.28	3.332/84.63		3.066/77.88		
-066	68	68	---	33	3.300/83.82	3.432/87.17		3.166/80.42		
-067	70	70	---	34	3.400/86.36	3.532/89.71		3.266/82.96		
-068	72	72	---	35	3.500/88.90	3.632/92.25		3.366/85.50	.200/5.08	.200/5.08
-069	8	4	A-2,3 B-2,3	3	.300/7.62	.432/10.97		---	.130/3.30	.130/3.30
-070	50	50	---	24	2.400/60.96	2.532/64.31		2.266/57.56	.155/3.94	.235/5.97
-071	8	6	A-2 B-2	3	.300/7.62	.432/10.97		---	.130/3.30	.130/3.30
-072	72	71	B-34	35	3.500/88.90	3.632/92.25		3.366/85.50	.130/3.30	.130/3.30
-073	72	71	A-34	35	3.500/88.90	3.632/92.25		3.366/85.50	.130/3.30	.130/3.30
68668-074	30	29	A-4	14	1.400/35.56	1.532/38.91	.066/1.68	1.266/32.16	.130/3.30	.130/3.30



FCIconnect.com

Copyright FCI

mat'l. code		surface		tolerance		projection		product family	
-		ISO 1302		ISO 406		1st angle		HEADER	
ltr		ecn no dr		date		tolerances unless otherwise specified		title	
J						.XX±.01/XX±0.3		R/A HEADER	
						.XXX±.005/XX±0.13		FOR ROUND RECEPTACLE	
						.XXXX±.0020/XXX±0.051		dwg no	
						scale 1:1		sheet 4 of 5 size	
						FCI		68668 A3	
								type Product Customer Drawing	
sheet index		revision sheet							

PRODUCT NO. NOTE 9	NO OF POS	NO OF PINS	POLARIZED POSITIONS	A SPACES	DIM B	DIM C	DIM D	DIM E	DIM F	DIM G
68668-075	30	29	A-8	14	1.400/35.56	1.532/38.91	.066/1.68	1.266/32.16	.130/3.30	.130/3.30



Copyright FCI

mat'l. code		surface		tolerance		projection		product family	
-		ISO 1302		ISO 406 ISO 1101				HEADER	
ltr	ecn	no	dr	date	tolerances unless otherwise specified		title		
J					angles	linear	INCH/MM		R/A HEADER FOR ROUND RECEPTACLE
					0°±2'	.XX±.01/XX±0.3 .XXX±.005/XX±0.13 .XXXX±.0020/XXX±0.051	scale 1:1		
					dr	S.ROYER	4/14/98		
					enr	M.SMYK	4/14/98		dwg no
					chr	M.SMYK	4/14/98		sheet 5 of 5 size
					appd	H.SUNDY	5/7/00		68668 A3
sheet index		revision sheet						type Product Customer Drawing	

