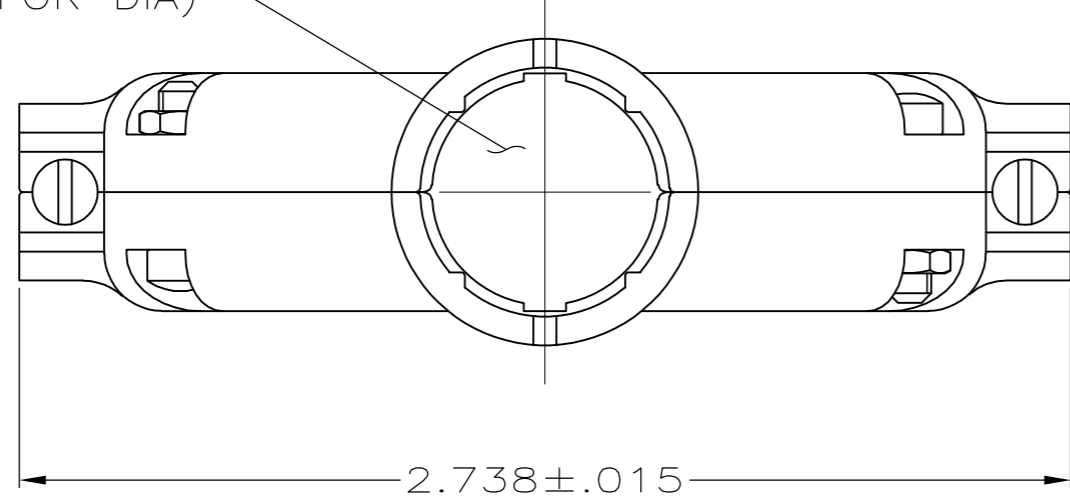


THIS DRAWING IS UNPUBLISHED. RELEASED FOR PUBLICATION  
 © COPYRIGHT BY TYCO ELECTRONICS CORPORATION. ALL RIGHTS RESERVED.

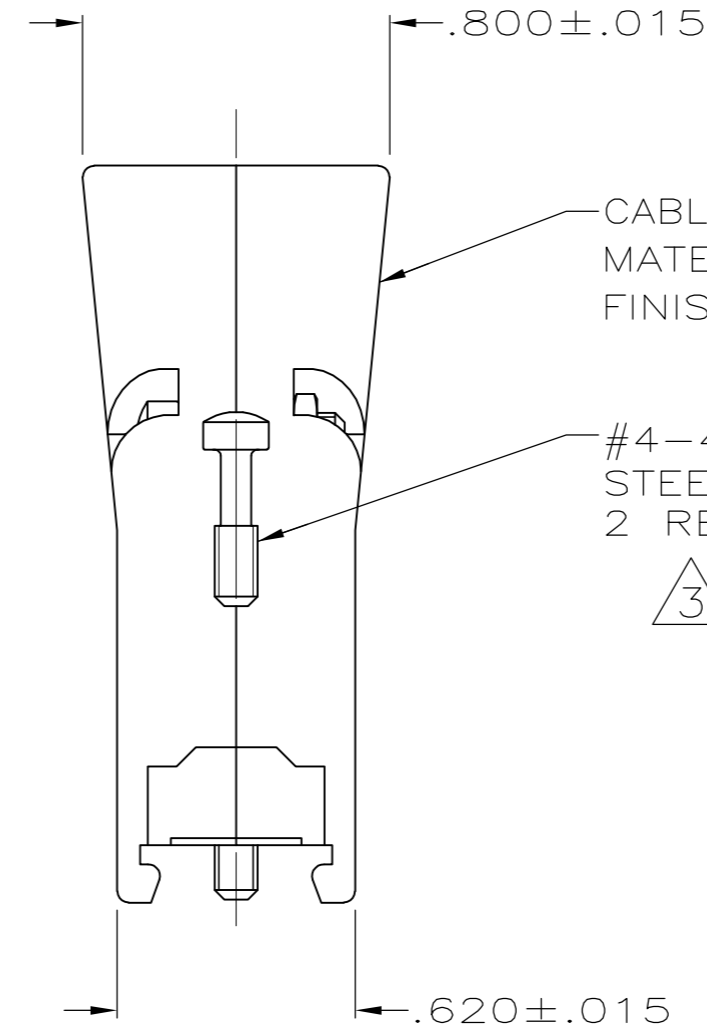
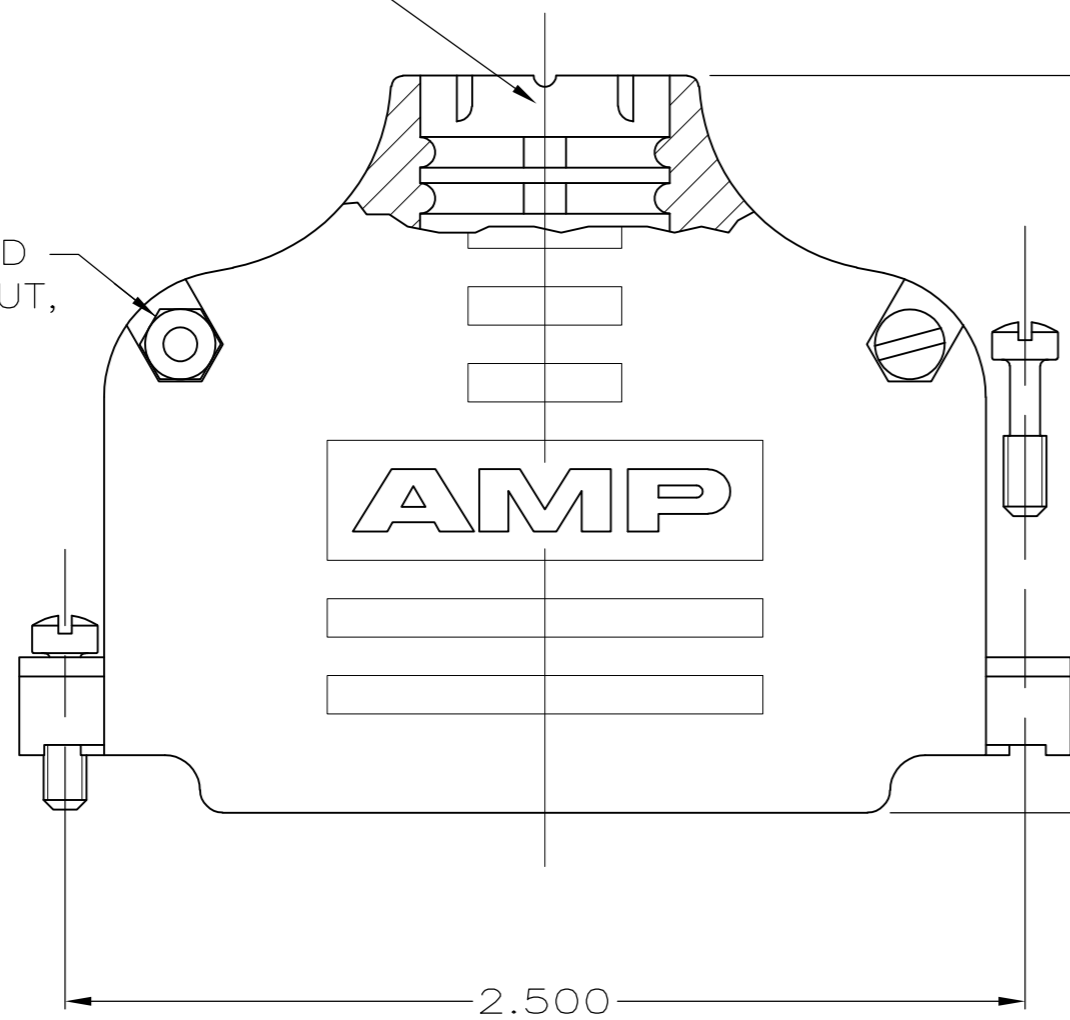
LOC	DIST	REVISIONS					
		P	LTR	DESCRIPTION	DATE	DWN	APVD
GP	00		A	REVISED PER ECN 0513-0326-05	24JUL06	JDP	CWR
			A1	REVISED PER ECO-10-000444	19JAN10	KK	HMR

OPENING FOR CABLE  
(SEE DASH NO FOR DIA)



SIZE IDENTIFICATION  
LETTER MOLDED HERE  
(SEE TABLE)

#4-40 FILLISTER HEAD  
STEEL SCREW & HEX NUT,  
2 REQD.



CABLE CLAMP  
MATERIAL: FLAME RETARDANT THERMOPLASTIC,  
FINISH: BRIGHT NICKEL OVER BRIGHT COPPER


#4-40 FILLISTER HEAD SCREW  
STEEL  
2 REQD.




- ALL PARTS PACKAGED UNASSEMBLED.
- THIS KIT CONSISTS OF 2 STRAIN RELIEF HALVES,  
2 #4-40 SCREWS, 2 #4-40 NUTS & 2 #4-40 MOUNTING SCREWS.

 ZINC PLATED .000200-.000400 THICK,  
CLEAR CHROMATE COATING.

 OBSOLETE PARTS: OBSOLETE CIS STREAMLINING PER D.RENAUD/D.SINISI

	OBSOLETE	P	.530	1-5747100-1
	OBSOLETE	F	.350	5747100-9
		J	.425	5747100-7
	OBSOLETE	N	.500	5747100-5
		R	.575	5747100-3
		T	.650	5747100-1
		SIZE IDENT LETTER	CABLE DIA	PART NO.

**COPYRIGHT 2005  
TYCO ELECTRONICS CORP  
ALL RIGHTS RESERVED**

THIS DRAWING IS A CONTROLLED DOCUMENT.		DWN	D. HENNY	8-16-05	 Tyco Electronics Corporation Harrisburg, PA 17105-3608
DIMENSIONS: INCHES		CHK	C. ROHDE	8-16-05	
TOLERANCES UNLESS OTHERWISE SPECIFIED:		APVD	M. WALMSLEY	8-16-05	
0 PLC ± - 1 PLC ± - 2 PLC ± - 3 PLC ± .005 4 PLC ± - ANGLES ± -		PRODUCT SPEC	NAME		
MATERIAL SEE CALLOUTS		FINISH	SEE CALLOUTS		CABLE CLAMP KIT, SIZE 4, 37 POSITION, 180°, AMPLIMITE SERIES, PLATED PLASTIC
CUSTOMER DRAWING		WEIGHT	-		SIZE A2 CAGE CODE 00779 DRAWING NO C=5747100 RESTRICTED TO -
		SCALE	1:1		SHEET 1 of 1 REV A1