

BeanDevice® WILOW® X-INC

ULP (ULTRA-LOW-POWER) WIFI IOT COMBO SENSORS (VIBRATION AND INCLINATION) WITH BUILT-IN DATA LOGGER

FEATURED VIDEO



USER GUIDE



QUICK START



MECHANICAL DRAWING



STEP FILE



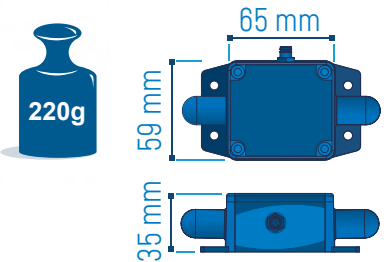
MQTT TOOLKIT FOR IOT SENSOR



MADE IN GERMANY



001A-08148



MAIN FEATURES

- ULP (Ultra Low Power) Wifi technology
- First wireless combo sensors on the market integrating accelerometer/inclinometer/shock sensors
- High precision bi-axis inclinometer $\pm 15^\circ$ or $\pm 30^\circ$ with great measurement repeatability ($\pm 0.003^\circ$ on full Scale for $\pm 15B$ version).
- Waterproof (IP67|NEMA 6) and Rugged aluminum casing,
- High accuracy bi-axis inclinometer $\pm 15^\circ$ or $\pm 30^\circ$
- Embedded data logger: up to 5 million data points (with events dating)
- Over the Air Firmware Upgrade via WIFI
- USB 2.0 link for device configuration (including firmware upgrade)
- Store and Forward+: lossless data transmission
- IIOT Ready: integrates MQTT data exchange, an open-source Internet of Things (IOT) protocol
- Excellent radio link relying on the radio antenna diversity developed by Beanair®
- Smart and Flexible power supply :
 - Internal Rechargeable Lithium Battery (780 mAh)
 - External 5VDC power supply compatible with both USB power and solar energy harvesting

APPLICATIONS



Structural Health Monitoring



Land Surveying

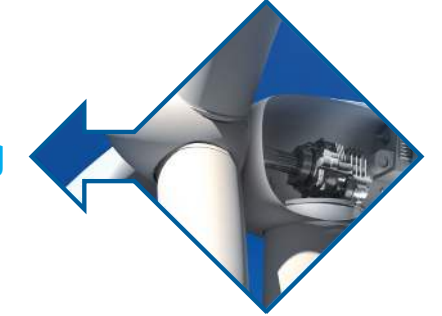
Ground Vibration Monitoring



Test and Measurement



Condition Monitoring



AN OPEN-STANDARD & INDUSTRIAL WIFI TECHNOLOGY

- ULP (Ultra Low power) Wifi – IEEE 802.11 b/g/n
- Lower total cost of ownership-works with existing access points
- Large installed base and consequent broad-based familiarity with configuration, use and troubleshooting at the physical and link layers
- Easy provisioning & IT friendly : our ULP wifi sensors use IP-over-Ethernet networking environment



BeanDevice® WILLOW® X-INC

MQTT | OPEN-STANDARD INTERNET OF THINGS PROTOCOL.

wireless IOT supervision software



BeanScape®
Wilow Version
IOT



MQTT

Ready for Industrial Internet of Things ?

Third - party WIFI Bridge

Third - party Wifi Access Point

WIFI Access Point



BeanDevice® wilow X-INC

EHR-AUXILIARY POWER SUPPLY COMPATIBLE WITH SOLAR ENERGY HARVESTING 8-24VDC



5V USB

OR

Third - party WIFI Bridge



BeanDevice®
wilow X-INC



Third - party Wifi Access Point



BeanScape®
Wilow Version

wireless IOT supervision software

A RELIABLE WIFI TECHNOLOGY THANKS TO OUR "STORE AND FORWARD+" FUNCTION



The store and forward technique works by storing the message transmitted by the **BeanDevice® Wilow X-INC** to a Wifi access point/ Wifi receiver. If the message is not received due to a network disruption, it will be retransmitted on the next transmission cycle. This technique allows to bring a lossless data transmission.

User can also enable the Hard real-time option; i.e. the message must be received by the Wifi Access Point/Wifi Receiver within the confines of a stringent deadline. It is automatically deleted if it failed to reach its destination within the allotted time span

TECHNICAL SPECIFICATIONS

PRODUCT REFERENCE

BND-WILOW-WIFI-X-INC-ACCMR-INCMR-MO-EXPWR

ACCMR – Measurement Range:	INCMR - Measurement Range:	MO - Mounting option	EXPWR -Auxiliary External Power supply
2G : ±2g measurement range	15B : bi-axis ±15°	BR - 90° Mounting bracket	
10G : ±10g measurement range	30B : bi-axis ±30°	M - Magnetic Mounting	EHR - Power supply compatible with solar energy harvesting 8-24VDC

Example 1: BND-WILOW-WIFI-2G-15B-BR - ULP Wifi Combo sensors accelerometer (measurement range ±2g) and Inclinator (measurement range ±15° Bi-axis) with 90° bracket mounting

Example 2: BND-WILOW-WIFI-10G-30B-M - ULP Wifi Combo sensors accelerometer (measurement range ±10g) and Inclinator (measurement range ±30° Bi-axis) with magnet mounting

Example 3: BND-WILOW-WIFI-2G-15B-EHR - ULP Wifi Combo sensors accelerometer (measurement range ±2g) and Inclinator (measurement range ±15° Bi-axis) , with auxiliary external Power supply compatible with Energy Harvesting 8-24VDC

ACCELEROMETER SPECIFICATIONS

Accelerometer technology	High precision accelerometer based on MEMS technology
Measurement range	two versions: ±2g and ±10g
Sensitivity	±2g Version : 660 mV/g ±10g version: 200 mV/g
Typical non-linearity	±0.1% FS
Analog to Digital converter	24-bit delta-sigma with temperature compensation Synchronous measurement channel
Sensor frequency response (-3 dB)	DC to 800 Hz
Maximum sampling rate	2 kSPS per axis
Noise spectral density	±2g Version : 45 µg/√Hz
Zero-g Offset Variation from RT over Temp	±2g Version : ±0.2 mg/°C ±10g version: ±0.1 mg/°C
Sensitivity Variation from RT over Temp	±2g Version : ±0.01 %/°C (XY), ±0.02 %/°C (Z) ±10g version: ±0.01 %/°C
Offset Ratiometric Error	±2g Version : 4mg
Sensitivity Ratiometric Error	±2g Version : ±1.25 % (X-Y), ±0.2 % (Z)
Cross Axis Sensitivity	0.02

TECHNICAL SPECIFICATIONS

ADVANCED VIBRATION ANALYSIS TOOL (AVAILABLE ON BEANSCAPE® WILLOW® PREMIUM AND RA)

Software Filter	<ul style="list-style-type: none"> • Low-Pass Infinite Impulse Response Filter (IIR)
Fast Fourier Transform (FFT)	<ul style="list-style-type: none"> • Online and Offline FFT • FFT Window Type (offline FFT only): Recangular/Hamming/Hann/Blackman/Blackman Harris/ Gaussian/Kaiser/Taylor/Triangular/Flattop/Bartlett Hann • Automatic FFT Report (Email Transmission) • Configurable Number of FFT points, 128 to 32768 points
Peak Particle de Velocity (PPV)	<p>Available only on the BeanDevice® Wilow® AX-3D with ±2g of range:</p> <ul style="list-style-type: none"> • PPV Log file (Email Transmission) • Automatic DIN4150-3 report (Email Transmission)
Displacement measurement	<p>Available only on the BeanDevice® Wilow® AX-3D with ±2g of range</p>

INCLINOMETER SENSOR SPECIFICATIONS

Inclinometer Technology	Inclinometer based on MEMS Technology
Measurement resolution (Bandwidth 10 Hz)	0.001° or 0.0174 mm/m or 3.6 arc seconds
Measurement Repeatability (Full scale, @25°C, Static Measurement mode : LowDutyCycle or Alarm mode)	±15B Version: ±0.003° or ±0.052 mm/m or ±10.8 arc seconds ±30B Version: ±0.004° or ±0.070 mm/m or ±14.4 arc seconds
Noise spectral density DC to 100 Hz	0.0004 °/√Hz
Offset temperature dependency (temperature range -25°C to +85°C)	±0.002 °/°C
Sensitivity temperature dependency (temperature range -25°C to +85°C)	±0.005 %/°C with temperature compensation
Long term stability (@23°C)	< 0.004 °
Analog to Digital converter	24-bit delta-sigma analog-to-digital with temperature compensation Synchronous measurement channel
Sensor frequency Response (-3dB)	DC to 28 Hz

REMOTE CONFIGURATION PARAMETERS

Data Acquisition mode (SPS = sample per second)	<p>Low Duty Cycle Data Acquisition (LDCDA) Mode: 1s to 24 hour Alarm -Low duty cycle: 1s to 24 hour Streaming mode : 100 SPS by default Streaming with event-trigger (SET) Mode : 100 SPS by default</p>
Sampling Rate (in streaming packet mode)	<p>Minimum: 1 SPS per axis Maximum: 2 kSPS per axis</p>
Alarm Threshold	Three level of Alarms (Alert-Action-Alarm)
Power Mode	Battery Saver & Active power modes

TECHNICAL SPECIFICATIONS

RF SPECIFICATIONS

Wireless Protocol Stack	IEEE 802.11 b/g/n
WSN Topology	Point-to-Point / Star / Cluster-Tree
Data rate	UDP: 16 Mbps TCP: 13 Mbps
RF Characteristics	ISM 2.4GHz. Antenna diversity architecture designed by BeanAir®
Receiver Sensitivity	-95.7 dBm @1 DSSS -74.0 dBm @54 OFDM
Maximum Radio Range	200m (L.O.S), Radio range be extended by adding Wifi Bridge/Repeater
Antenna	Antenna diversity : 2 omnidirectional antenna with a gain of 2.8 dBi
OTA	Over the air firmware upgrade via WIFI

EMBEDDED DATA LOGGER

Storage Capacity	up to 5 million data points
Wireless data downloading	3 minutes to download the full memory (average time)

ENVIRONMENTAL AND MECHANICAL

Casing	Aluminum casing Dimensions in mm (LxWxH):35x59x65 mm without antenna & eyelet, Weight (with internal battery, w/o mounting option) : 220g
IP NEMA Rating	IP67 Nema 6
Shock resistance	100g during 50 ms
Operating Temperature	-40 °C to +65 °C
Norms & Radio Certifications	CE Labelling Directive R&TTE (Radio) ETSI EN 300 328(Europe) FCC (North America) ARIB STD-T66 Ver. 3.6 (Japan) ROHS - Directive 2002/95/EC

TECHNICAL SPECIFICATIONS

INCLUDED ACCESSORIES

M8 plastic cap	1pcs, Ref : WL-PC
M8 to USB cable	1pcs M8-6pins to USB Cable, 2 meters length. Ref : WL-CBL-M8-6P-USB-2M
Magnet for power on/power off	1pcs Magnet. Ref : WL-MGN
Wall mounting kit	4 pcs M5 screws+ Locknut. Ref: WL-WIFI-SCMKIT

OPTIONAL ACCESSORIES AND SERVICES

Power-supply	Wall plug-in, Switchmode power Supply 12V @ 1,25A with USB plug. Provided with power adapter: North America/Japan/China or Europe or UK or Australia REF: WL-USB-5V-PWR
M8 Cable	M8-6Pins Cable, Waterproof (IP67) and shielded cable , cable length : • 2 meters. Ref: WL-CBL-M8-6P-2M • 5 meters. Ref: WL-CBL-M8-6P-5M
WIFI AP / Repeater / Bridge (wifi link extension)	Wireless AP/Repeater with an integrated N-Type RF connector + High Gain Antenna Wifi Access Point/Bridge/Repeater Integrated N-Type RF connector + High Gain Antenna with 9 dBd of Gain. Casing : Outdoor UV Stabilized Plastic, Dimensions (w/o antenna): 190 x 46 mm, Weight: 196 g Antenna Connector: N-Type Connector (male), Power over Ethernet power supply (24VDC) Max. Power Consumption: 6 Watts , Operating Temperature: -40 to 80° C Shock and Vibration: ETSI300-019-1.4 Included: 1 x AC to 24VDC POE Power supply 1 x High Gain Antenna 9dBi 1 x Power adapter (EU or UK or US) Ref: WL-AP-UBIQ-TIT-7DBI for 7dBi Antenna Ref: WL-AP-UBIQ-TIT-9DBI for 9dBi Antenna
Standalone solar power system	High efficiency solar panel with Solar charging controller and Lead-acid battery Ref.: X-SOL-7AH-20W-5V-5M for USB power Ref.: X-SOL-7AH-20W-12V-5M for- EHR VERSION Ref: X-SOL-14AH-20W-4CH-5V-5M for USB power Ref: X-SOL-14AH-20W-4CH-12V-5M for -EHR VERSION Ref: X-SOL-14AH-80W-4CH-5V-5M for USB power Ref: X-SOL-14AH-80W-4CH-12V-5M for -EHR VERSION More options and references are available on X-SOLAR datasheet

TECHNICAL SPECIFICATIONS

OPTIONAL ACCESSORIES AND SERVICES

Solar Panel	<p>Polycrystalline Solar Panel for BeanDevice® Wilow® power supply Maximum Power : 5W , Optimum operating Voltage: 12 VDC Protection Frame: Aluminum Frame , Waterproof IP67 The 3W solar panel works only with LowDutyCycle & Survey/Alarm data acquisition with battery saver mode enabled The 5W solar panel works only with LowDutyCycle, Survey/Alarm & streaming burst data acquisition with battery saver mode enabled Country of origin: solar panel from China, assembled and tested in Germany REF: WL-SLP-5W-2M ,5W Solar panel with 2 meters of cable length REF: WL-SLP-5W-5M ,5W Solar panel with 5 meters of cable length</p>
Calibration certificate	<p>Calibration certificate provided by Beanair GmbH A static calibration method is used on a granite surface plate DIN876 Ref: WL-CERT-CAL</p>

POWER SUPPLY

Rechargeable battery	High density Lithium-Ion rechargeable battery with a capacity of 900 mAh
Integrated battery charger	Integrated Lithium-ion battery charger with high precision battery monitoring
Battery Life	see Battery life table herefater and battery life simulation toolkit available on our website
External power supply	<ul style="list-style-type: none"> • USB Power supply 5V • Optional auxiliary external Power Supply: 8VDC to 24VDC compatible with solar energy harvesting

BeanDevice® WILLOW® X-INC

Conditions: Battery saver mode enabled , Temperature 25degC, BeanDevice listening to new config every 18h

Battery Saver mode Enabled, Measurement Cycle every minute
 Battery Saver mode Enabled, Measurement Cycle every 5 minutes
 Battery Saver mode Enabled, Measurement Cycle every hour

Battery Life with Slow Measurement Rate (LDCDA) Internal LiPO Battery

31 days
 65 days
 87 days

Conditions: Battery saver mode enabled , Temperature 25degC, BeanDevice listening to new config every 18h

Battery Saver mode Enabled, Measurement Cycle 20s to 1 measurement per day

Battery Life with Slow Measurement Rate (LDCDA) External 5W Solar Panel (REF: WL-SLP-5W-2M) EHR Option

>= 3 years (depends on battery cycle life)

Conditions: Battery saver mode enabled Temperature 25degC

Wakes up every 2 hours, Sample at 200Hz during 20s
 Wakes up every 1 hour, Sample at 500Hz during 20s
 Wakes up every 20 minutes, Sample at 200Hz during 20s

Battery Life with Fast Measurement Rate (Streaming Burst)- Internal Battery

49 days
 29 days
 15 days

Conditions: Battery saver mode enabled Temperature 25degC

All timing combinatios related to streaming burst option

Battery Life with Fast Measurement Rate (Streaming Burst)- with X-SOLAR-7AH or X-SOLAR-14AH

>= 3 years (depends on battery cycle life)

Conditions: 25degC

Sampling Rate 2000Hz
 Sampling Rate 1000Hz
 Sampling Rate 100Hz

Battery Life with Fast Measurement Rate (Continuous Streaming)- Internal Battery

9hours 10 minutes
 10hours 32 minutes
 15hours 36 minutes

Conditions: 25degC

Sampling Rate 10Hz to 2000Hz

Internal Battery Life with Fast Measurement Rate (Continuous Streaming)-with X-SOLAR-7AH or X-SOLAR-14AH

>= 3 years (depends on battery cycle life)

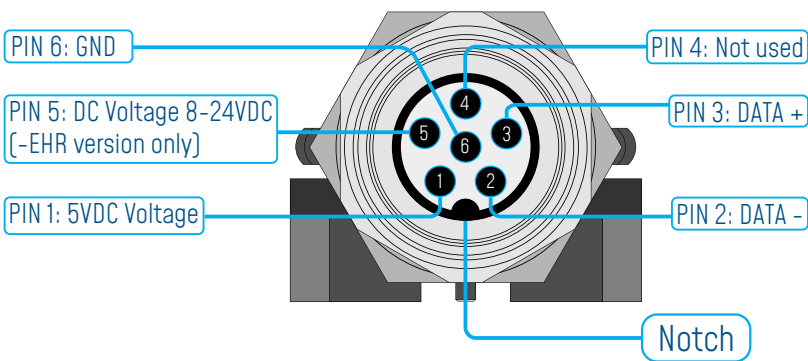
BeanDevice® WILOW® X-INC

BEANDEVICE® WILOW® FRONT VIEW




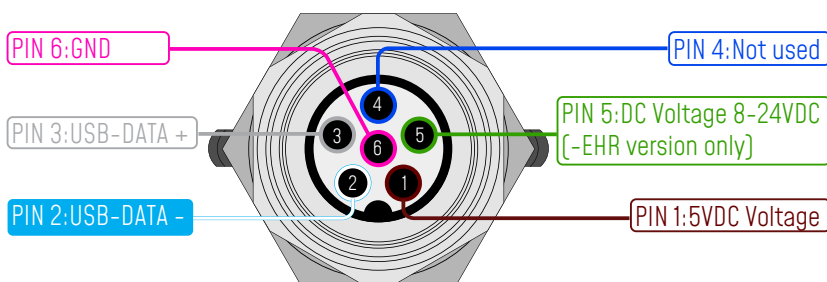
EXTERNAL POWER SUPPLY WIRING CODE

M8-6Pins socket [Male, A-Coding] - PIN ASSIGNATION



Interface Name	M8 Pin assignment
5VDC Voltage	PIN 1
DATA -	PIN 2
DATA +	PIN 3
Not used	PIN 4
DC Voltage 8-24VDC [-EHR version only]	PIN 5
GND	PIN 6

M8-6Pins Plug [Female, A-Coding] - PIN ASSIGNATION



M8-6Pins Plug

Interface Name	5VDC Voltage	USB DATA -	USB DATA +	Not used	DC Voltage 8-24VDC [-EHR version only]	GND
M8 Pin assignment	PIN 1	PIN 2	PIN 3	PIN 4	PIN 5	PIN 6
Wire Color [A-coding]	BROWN	WHITE	GREY	BLUE	GREEN	PINK

BeanDevice® WILLOW® X-INC


MECHANICAL MOUNTING OPTIONS

By default, the **BeanDevice® Wilow®** comes with a screw mounting lid.

Two other mounting options are available:

- Magnetic mounting, add the extension -M on your product reference
- 90° bracket, add the extension -BR on your product reference

Mechanical Mounting Options Video



CONTACT US

Headquarter:

Email:

Phone number:

BeanAir GmbH
Wolfener Straße 32 - 34
12681 Berlin

info@beanair.com

+49 30 98366680



www.facebook.com/BeanAir



www.beanair.com



www.youtube.com/user/BeanairSensors



www.twitter.com/beanair



Above given technical data are only for information purpose.

BEANAIR® GmbH has right to change product specifications without notice.